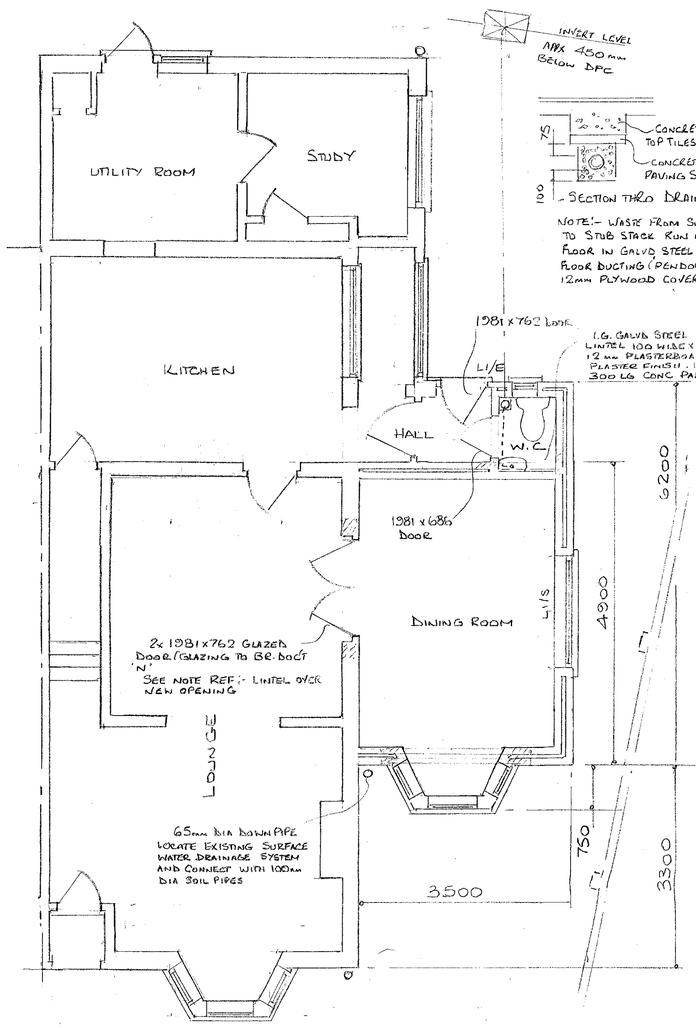

- SECTION THRO DRAINAGE -

NOTE:- WASTE FROM SINK TO STUB STACK RUN ACROSS FLOOR IN GALV STEEL FLUSH FLOOR DUCTING (PENDOCK OR EQUIV) 12mm PLYWOOD COVERING.

ROOF STRAIN:- HALL & W.C AND BAY:- NATURAL SLATES ON REINFORCED ROOFING FELT. SW BATTENS. 38 x 100mm RAFTERS (MINIM 35° PITCH) 38 x 97mm CEILING JOISTS @ 600 CRS. 100 x 50 MIN WALL PLATES GALVD STEEL ANCHOR TIES MAX 1800 CRS. 150 x 38 HIP RAFTERS ON BAY. 180mm ROCKWOOL ROLL BATT BETWEEN JOISTS 12mm FOIL BACKED PLASTERBOARD WITH PLASTER SKIM. 'U' VALUE BETTER THAN 0.25.

STEELWORK OVER BAY OPENING:- 178 x 102 RSJ (1.7M OPENING) 19mm GAS PIPE SPACERS. 12mm DIA BOLTS @ 600 CRS. 265 x 300 LG x 100 DEEP CONC. PADSTONES EACH END: MINM 150mm JOIST BEARING EACH END.

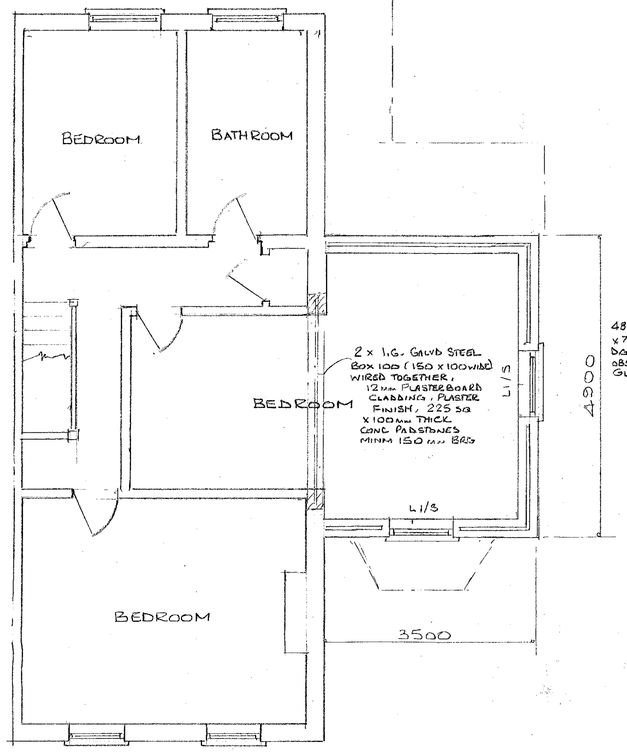

- PROPOSED GROUND FLOOR PLAN -



- PROPOSED FRONT ELEVATION -



- PROPOSED SIDE ELEVATION -

NOTE:- WINDOW MUST HAVE MINM OPENING 500mm WIDE x 850 HIGH WITH BASE OF OPENING N.L.T 800mm AND N.M.T. 1100 mm FROM FLOOR.

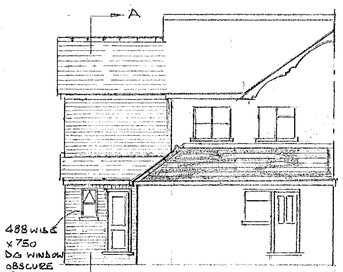

- PROPOSED REAR ELEVATION -

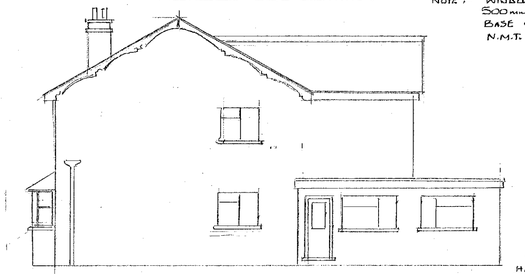

- EXISTING SIDE ELEVATION -

NEW ROOF TILES TO MATCH EXISTING TILES. FLAT SECTION PITCHED TO NEW ROOF - LEAD CLAD.

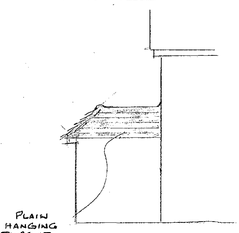

PROPOSED EAST ELEVATION

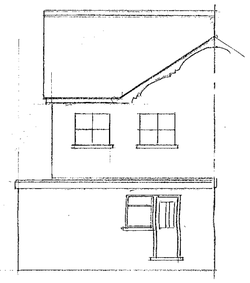

- EXISTING REAR ELEVATION -

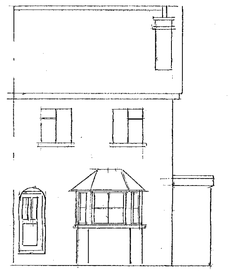

- EXISTING FRONT ELEVATION -

NEW BRICKWORK TO MATCH EXISTING HOUSE BRICKWORK.

SLATE ROOF TO MATCH EXISTING ROOF

NEW BAY WINDOW CONSTRUCTED TO MATCH EXISTING BAY, WITH SASH WINDOWS AS EXISTING.

NEW SIDE ELEVATION WINDOWS
FIRST FLOOR - 1085 WIDE x 1050
GROUND FLOOR - 1638 WIDE x 1350

NEW FRONT ELEVATION WINDOW
FIRST FLOOR - 1085 WIDE x 1050

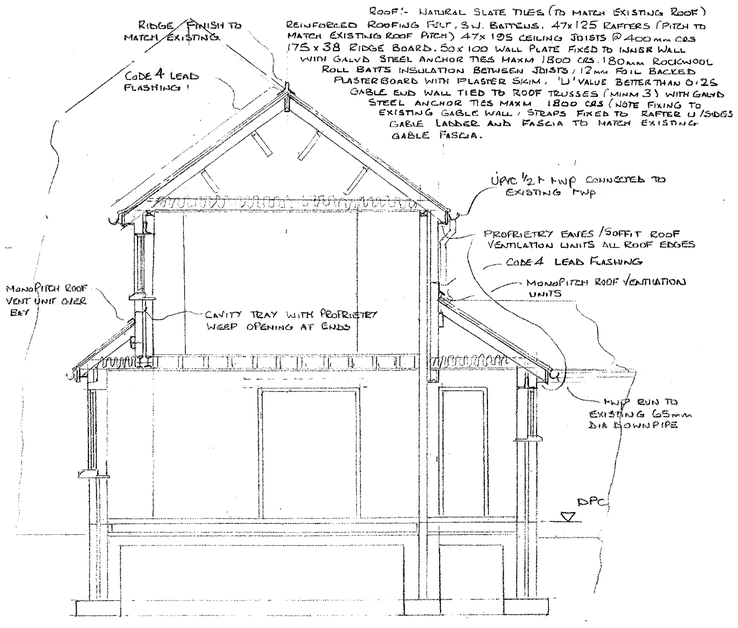

ROOF:- NATURAL SLATE TILES (TO MATCH EXISTING ROOF) REINFORCED ROOFING FELT. S.W. BATTENS. 47 x 125 RAFTERS (PITCH TO MATCH EXISTING ROOF PITCH) 47 x 195 CEILING JOISTS @ 400 mm CRS 175 x 38 RIDGE BOARD. 50 x 100 WALL PLATE FIXED TO INNER WALL WITH GALVD STEEL ANCHOR TIES MAXM 1800 CRS. 180mm ROCKWOOL ROLL BATTS INSULATION BETWEEN JOISTS. 12 mm PLASTERBOARD WITH PLASTER SKIM. 'U' VALUE BETTER THAN 0.25 GABLE END WALL TIED TO ROOF TRUSSES (MINM 3) WITH GALVD STEEL ANCHOR TIES MAXM 1800 CRS (NOTE FIXING TO EXISTING GABLE WALL: STRAPS FIXED TO RAFTER U/SIDES CABLE LADDER AND FASCIA TO MATCH EXISTING GABLE FASCIA.

NOTE:- BAY WINDOW CILL PILLARS & SURROUNDS IN STONE TO MATCH EXISTING HOUSE BAY

- SECTION 'A-A' -

NOTE:- 2 x I.G. GALVD STEEL BOX 100 (100 WIDE x 150 DEEP) WIRED TOGETHER. 12mm PLASTERBOARD CLADDING. PLASTER FINISH - 225 SQ CONC PADSTONES EACH END. MINM 150mm BEARING

- PROPOSED FIRST FLOOR PLAN -

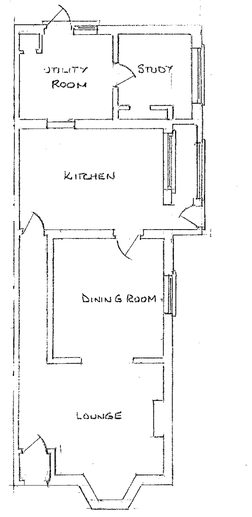

- EXISTING GROUND FLOOR PLAN -

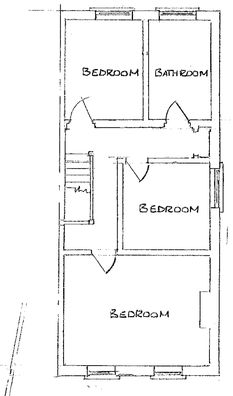

- EXISTING FIRST FLOOR PLAN -

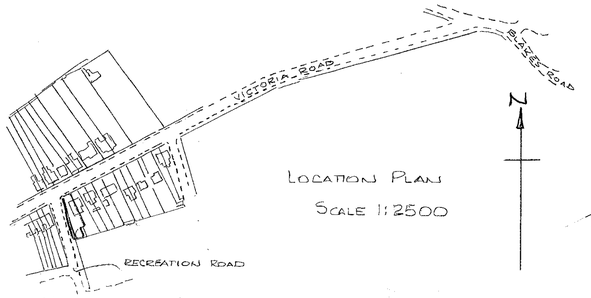

LOCATION PLAN
SCALE 1:2500

SPECIFICATION:-

WALLS:- 265mm BRICK CAVITY WALLS. MATCHING FACING BRICK OUTSIDE. 100mm THERMALITE BLOCKS (OR EQUIV) INSIDE. 50mm CAVITY 50mm ROCKWOOL INSULATION BATTS. GALVANISE STEEL WIRE WALL TIES 450mm VERTICAL 900mm HORIZONTAL SPACING. ALL NEW VERTICAL AND HORIZONTAL CAVITY CLOSURES COVERED WITH 'DANCOR' (OR EQUIV) COMBINED DPC AND THERMAL BREAK. I.G. GALVD STEEL INSULATED LINTELS (MINM 150 mm BEARING EACH END. WALL DPC (MARLEY ADDAGARD (OR EQUIV) MINM 150mm ABOVE GROUND LEVEL. 18mm LIGHTWEIGHT PLASTER INTERNAL FINISH 'U' VALUE BETTER THAN 0.45.

FOUNDATIONS:- 600 mm x 250mm CONCRETE STRIP FOUNDATIONS. DEPTH TO SUIT SUBSOIL CONDITIONS NOT LESS THAN 1METRE. DRAINAGE PROTECTED BY R.C. LINTEL.

FLOOR (GROUND) 65mm FLOOR FINISH AND SCREED ON 150 mm OVERSITE CONCRETE. 3 COATS "SYNTHAPRUFE" DPM ON OVERSITE AND LAPPED WITH WALL DPC. MINM A142 ANTICRACK REINFORCING MESH IN OVERSITE. 'CELOTEX' (OR EQUIV) DOUBLE 'R' RIGID UNDERFLOOR INSULATION TYPE RF/150 mm WITH VAPOUR CHECK MEMBRANE OVER INSULATION. 150 mm CLEAN COMPACTED HARDCORE BUNDED WITH SAND. DUCTING IN OVERSITE (FALL TO OUTSIDE) FROM EXISTING AIR BRICKS TO NEW AIR BRICKS IN NEW EXTENSION WALL. 'U' VALUE BETTER THAN 0.45.

FIRST FLOOR:- 50 mm x 170 mm TIMBER JOISTS @ 400 CRS (ENDS TREATED WITH PRESERVATIVE WHERE CUT INTO WALLS. GALVD STEEL RESTRAINT STRAPS FIXED TO JOISTS AND LATERAL WALLS. 18mm T&G FLOOR GRADE CHIPBOARD FLOORING. 12mm PLASTERBOARD WITH PLASTER SKIM.

WINDOWS:- NEW WINDOWS TO BE DOUBLE GLAZED AND FITTED WITH TRICKLE VENTILATORS MINM 8000 mm² OPENING AREA. NEW FRONT DOOR TO BE GLAZED WITH 6'4 mm LAMINATED SAFETY GLASS TO B.R. DOCUMENT PART N:

VENTILATION:- W.C. FITTED WITH MECHANICAL EXTRACTION FAN CAPABLE OF EXTRACTING AT A RATE OF NOT LESS THAN 15 LITRES/SEC.

DRAINAGE:- STUB STACK (FITTED WITH 'DURGO' AIR ADMITTANCE VALVE - 100 mm PLASTIC SOIL PIPE FLEXIBLE JOINTS LAID ON AND SURROUNDED BY PEA SHINGLE. FALL NOT LESS THAN 1:60. CONNECT TO EXISTING I.C.

SINK WASTE:- 38mm DIA UPVC. 75mm WATER TRAP. CONNECTION TO STACK PIPE NOT LESS THAN 200 MM BELOW W.C CONNECTION TO STACK PIPE. ALL TO SATISFACTION OF L.A.

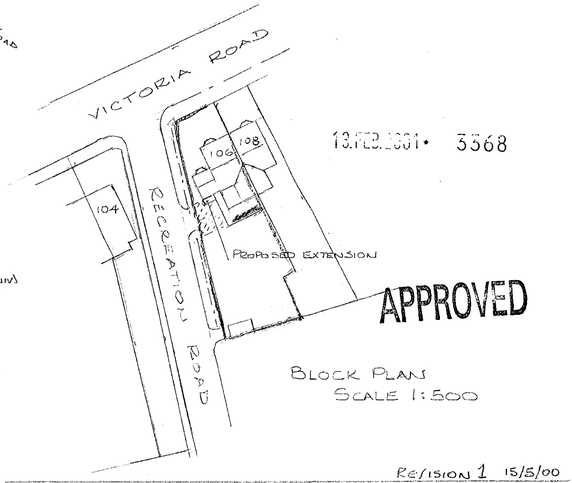

13.FEB.2001 • 3568

APPROVED

BLOCK PLAN
SCALE 1:500

REVISION 1 15/5/00

PROPOSED TWO STOREY EXTENSION
for MR. R. BURDFIELD.
106, VICTORIA ROAD,
WARGRAVE.

SCALE 1:50, 1:100

PLANNING REVISION:- PITCHED ROOF EXTENDED ACROSS REAR SINGLE STOREY EXTENSION 7/2/01

