

AREA MAP

REPRODUCED FROM OS SHEET NO.151 1984 1:50,000
WITH THE PERMISSION OF THE CONTROLLER, H.M.S.O. © CROWN COPYRIGHT.
CROWN CASTLE INTERNATIONAL LTD. LICENCE NO. AL 52065A0001.

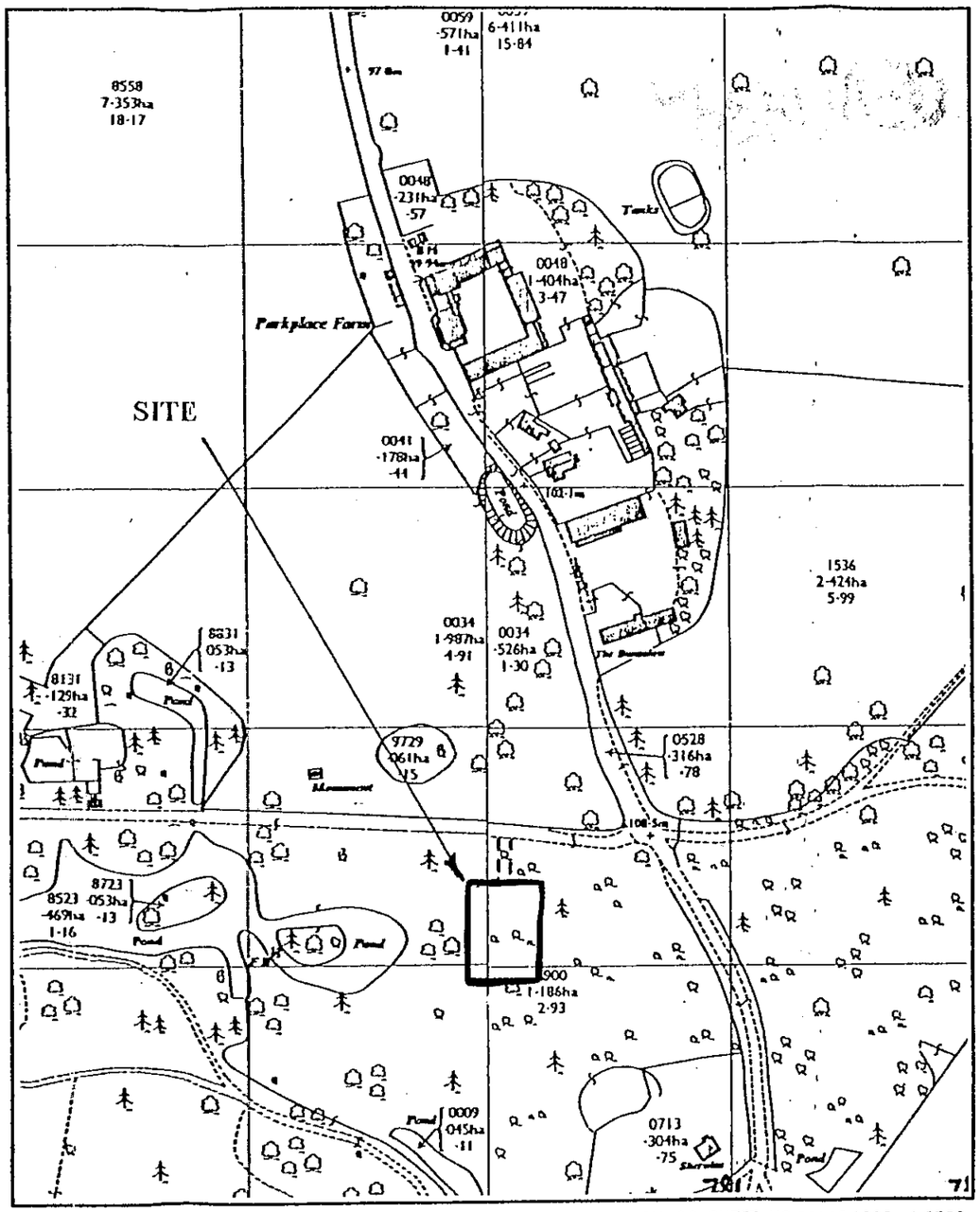

SITE MAP

REPRODUCED FROM OS SHEET NO.06963.1999. 1:2500
WITH THE PERMISSION OF THE CONTROLLER, H.M.S.O. © CROWN COPYRIGHT.
CROWN CASTLE INTERNATIONAL LTD. LICENCE NO. AL 52065A0001.

0 10 20 30 40 50 60 70 80 90 100
0 2 3

CROWN CASTLE INTERNATIONAL

NOTES

1) DO NOT SCALE DIMENSIONS

2) ALL DIMENSIONS IN MILLIMETRES UNLESS OTHERWISE STATED

29.FEB.2000* 07729

Iss	Revision	Date	Drn	App
3	Revised by C. Kendrick (1382/00) New surround.	26.01.00	HLJ	CK
2	Orig. Eng. C. Mann (1514/98) Initial issue.	21.01.98	RWB	CM

© This drawing is the property of CROWN CASTLE UK LIMITED and may not be reproduced or disclosed to a third party in any form without written permission

Crown Castle International
PO Box 98
Warwick
CV34 6TN
TEL: 01926 416000 FAX: 01926 416600

HENLEY ON THAMES

AREA & SITE LOCATION MAPS

NGR: SU 7800 8220

Scale: As shown Date: 21.10.1998
Drn: RWB App: CM

Drg No 14479.2.04/3

A3

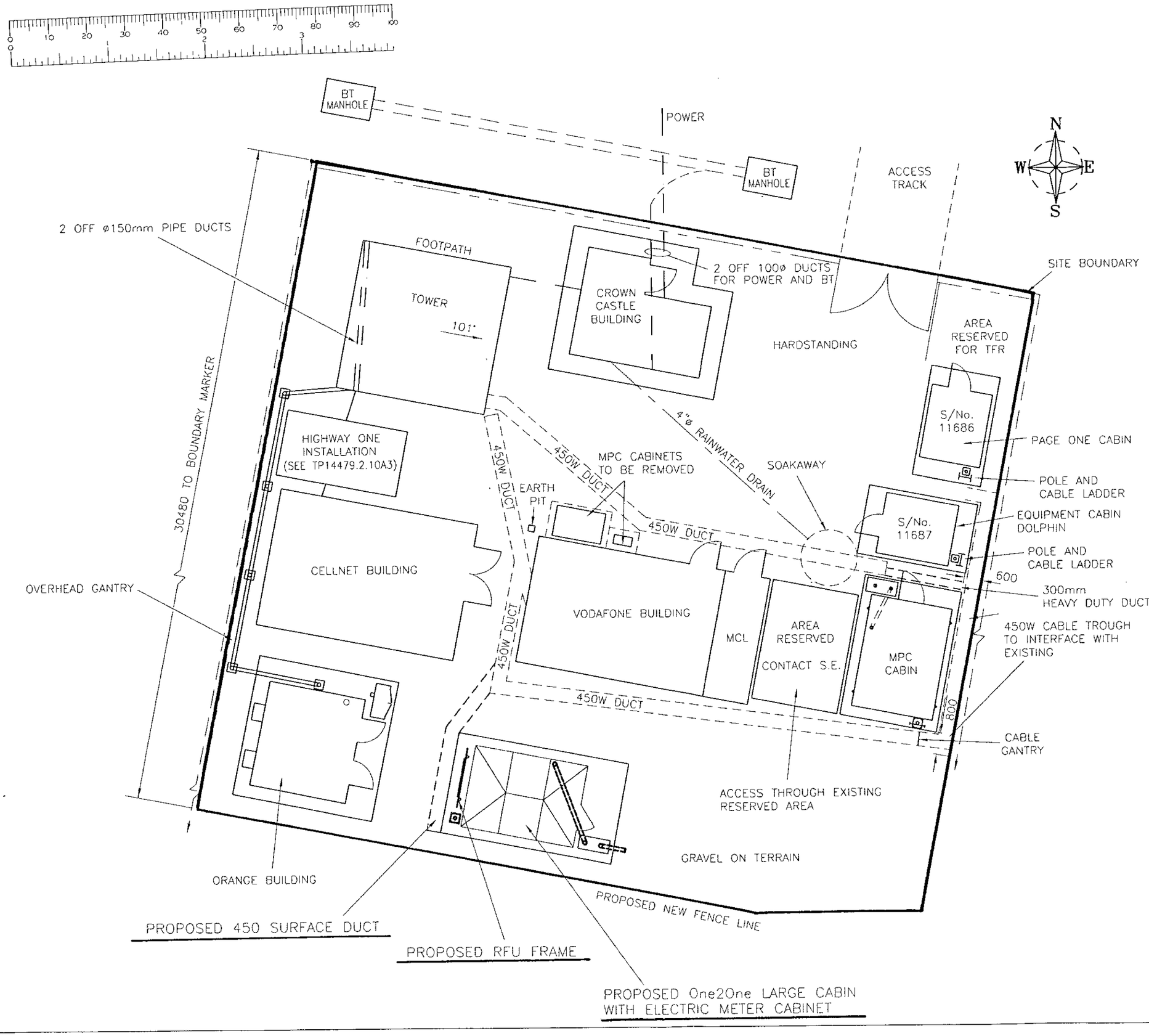

CROWN CASTLE INTERNATIONAL

NOTES

1) DO NOT SCALE DIMENSIONS

2) ALL DIMENSIONS IN MILLIMETRES UNLESS OTHERWISE STATED

29.FEB.2000* 07:29

Iss	Revision	Date	Drn	App
13	One2One added C. Kendrick 1342/00	25.1.00	RWB	CK
12	Rev. Eng. I. Ravenhall Job ref:1793/99	16.4.99	TPM	IR
11	Rev. Eng. C. Mann Job ref:1432/98	14.10.98	SED	CM
10	Rev. Eng. C. Rumney Job ref:1268/98	30.8.98	SED	CR
9	Rev. Eng. J. Davies Job ref:4564/98	16.6.98	HLA	JD

© This drawing is the property of CROWN CASTLE UK LIMITED and may not be reproduced or disclosed to a third party in any form without written permission

Crown Castle International
PO Box 98
Warwick
CV34 6TN
TEL: 01926 416000 FAX: 01926 416600

HENLEY-ON-THAMES

SITE PLAN

APPROVED

NGR SU 7800 8220

Scale: 1:125 Date:

Drn: TPM App: AS

Drg No 14479.2.05/13

A3

Wed Jan 26 15:58:51 2000 (RWB) UNCONTROLLED COPY

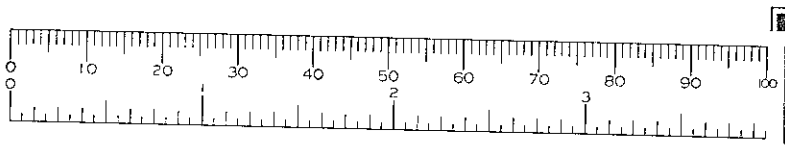

one2one

CELL No:	91226
SITE NAME	HENLEY-ON-THAMES
SITE ADDRESS	PARK SCHOOL PLACE WHITE HILL (REMENHAM HILL) HENLEY-ON-THAMES
NGR	SU 7800 8220
APPLICATION No:	X
STATUS	PROPOSED

DISH DETAILS:

DISH	SIZE	BEARING	HT (MEAN)	LINK
D1	600	45°	15.0m	TBA
D2	600	315°	15.0m	TBA
D3	1200	270°	20.0m	TBA
D4	1200	180°	22.5m	TBA
D5	300	56°	28.5m	TBA
D6	600	147°	28.5m	TBA
D7	300	286°	28.5m	TBA
D8	1200	0°	29.5m	TBA
D9	1200	90°	29.5m	TBA
D10	600	180°	29.5m	TBA
D11	600	270°	29.5m	TBA
D12	600	270°	29.5m	TBA
D13	600	225°	30.0m	TBA
D14	600	315°	30.0m	TBA
D15	600	266°	39.0m	TBA
D16	600	315°	39.0m	TBA

ALL BEARINGS MEASURED EAST OF GRID NORTH

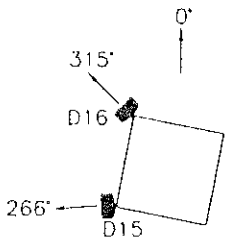

ANTENNA MOUNTING CONCEPT
AT 39.0m LEVEL MEAN

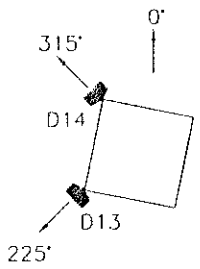

ANTENNA MOUNTING CONCEPT
AT 30.0m LEVEL MEAN

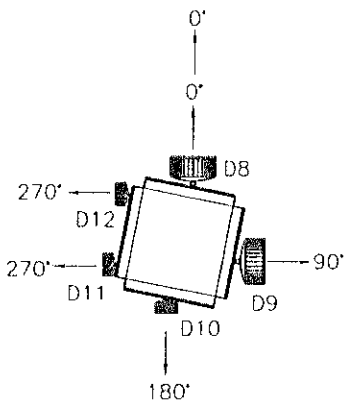

ANTENNA MOUNTING CONCEPT
AT 29.5m LEVEL MEAN

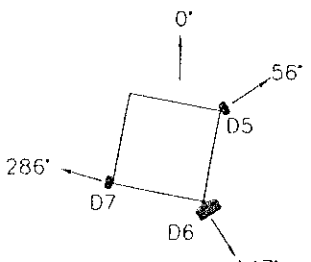

ANTENNA MOUNTING CONCEPT
AT 28.5m LEVEL MEAN

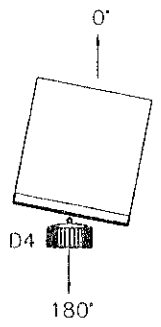

ANTENNA MOUNTING CONCEPT
AT 22.5m LEVEL MEAN

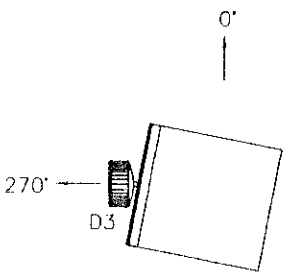

ANTENNA MOUNTING CONCEPT
AT 20.0m LEVEL MEAN

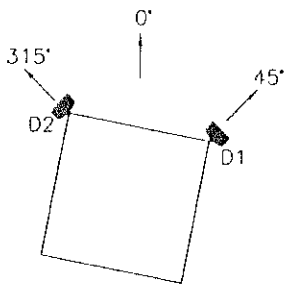

ANTENNA MOUNTING CONCEPT
AT 15.0m LEVEL MEAN

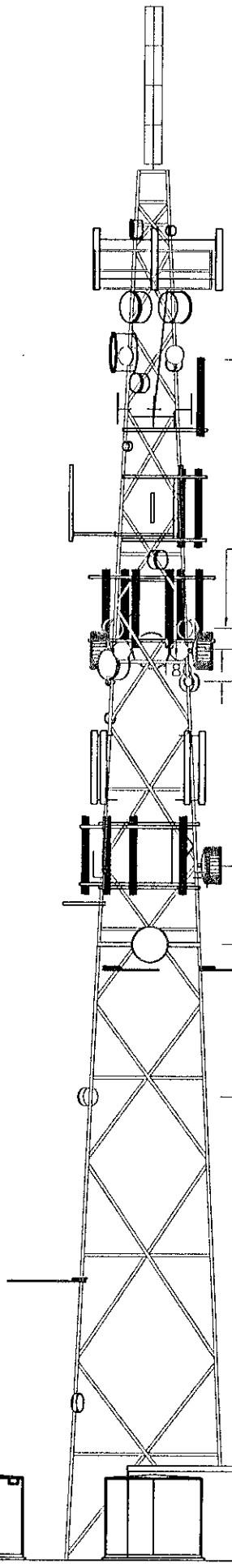

39.0m PROPOSED 2 No. One2One 0.6m DISH ANTENNAS

30.0m PROPOSED 2 No. One2One 0.6m DISH ANTENNAS

PROPOSED 2 No. One2One 1.2m DISH ANTENNAS

29.5m PROPOSED 3 No. One2One 0.6m DISH ANTENNAS

28.5m

PROPOSED 1 No. One2One 0.6m DISH ANTENNAS

PROPOSED 2 No. One2One 0.3m DISH ANTENNAS

22.5m PROPOSED 1 No. One2One 1.2m DISH ANTENNAS

20.0m PROPOSED 1 No. One2One 1.2m DISH ANTENNAS

15.0m PROPOSED 2 No. One2One 0.6m DISH ANTENNAS

PROPOSED One2One INSTALLATION

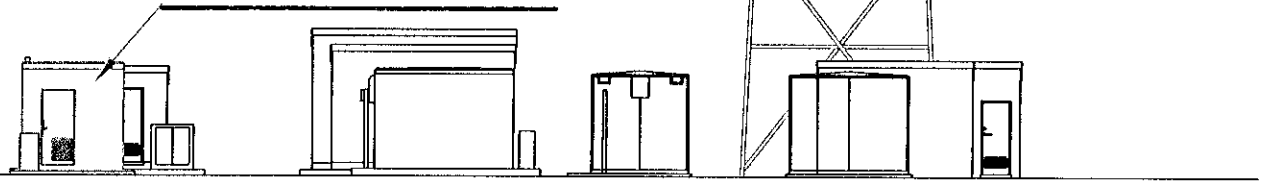

APPROVED

NOTES

1) DO NOT SCALE DIMENSIONS
2) ALL DIMENSIONS IN MILLIMETRES UNLESS OTHERWISE STATED

29.FEB.2000* 0729

Iss	Revision	Date	Drn	App
1	Approved issue C. Kendrick 1342/00	26.1.00	RWB	CK

© This drawing is the property of CROWN CASTLE UK LIMITED and may not be reproduced or disclosed to a third party in any form without written permission

Crown Castle International
PO Box 98
Warwick
CV34 6TN
TEL: 01926 416000 FAX: 01926 416600

HENLEY-ON-THAMES

ONE2ONE INSTALLATION
EAST ELEVATION

NGR: SU 7800 8220
Scale: 1:150
Date: 25.1.00
Drn: RWB
App: CK

Drg No 14479.2.16/1

A3