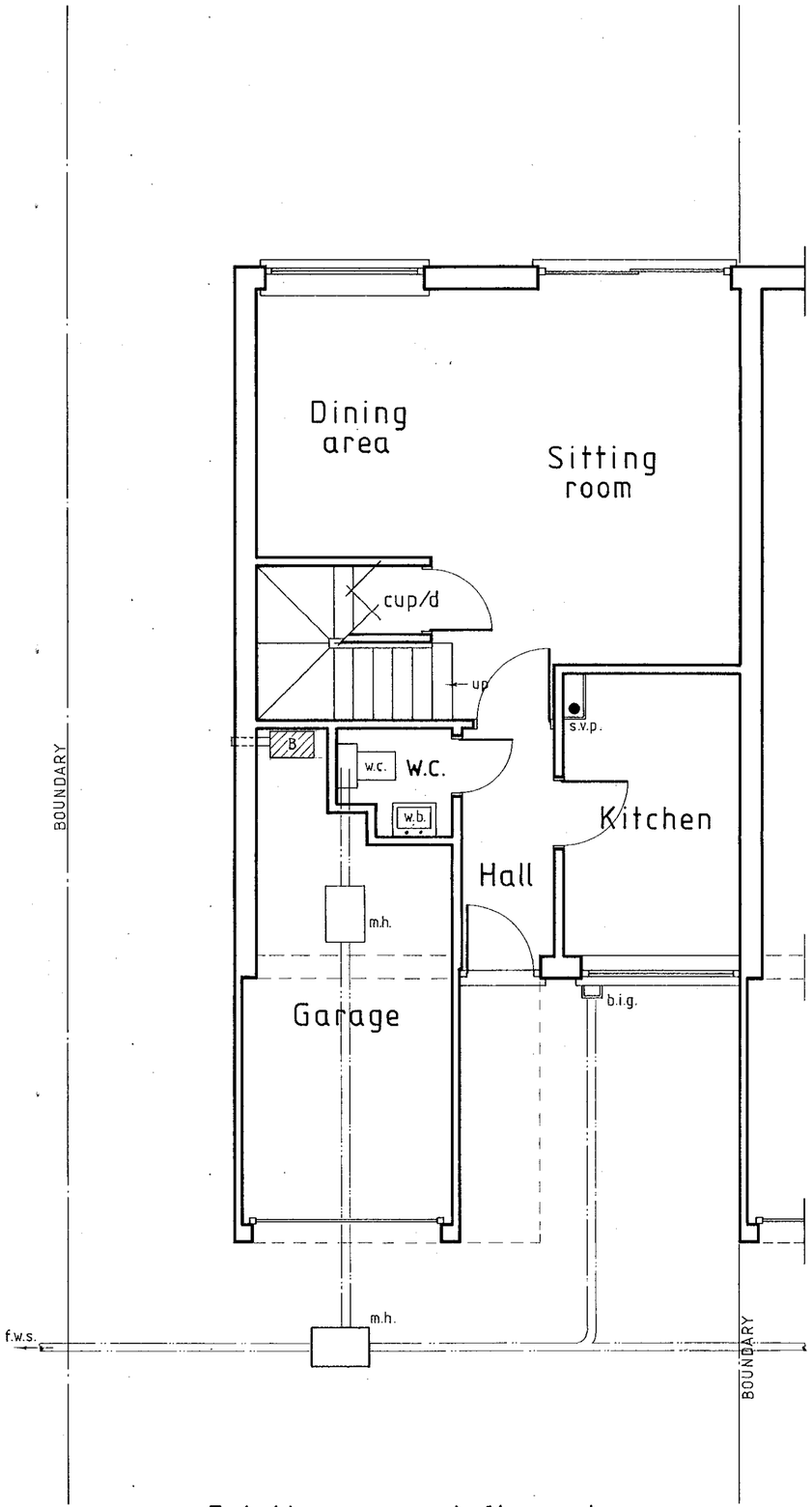

Existing ground floor plan

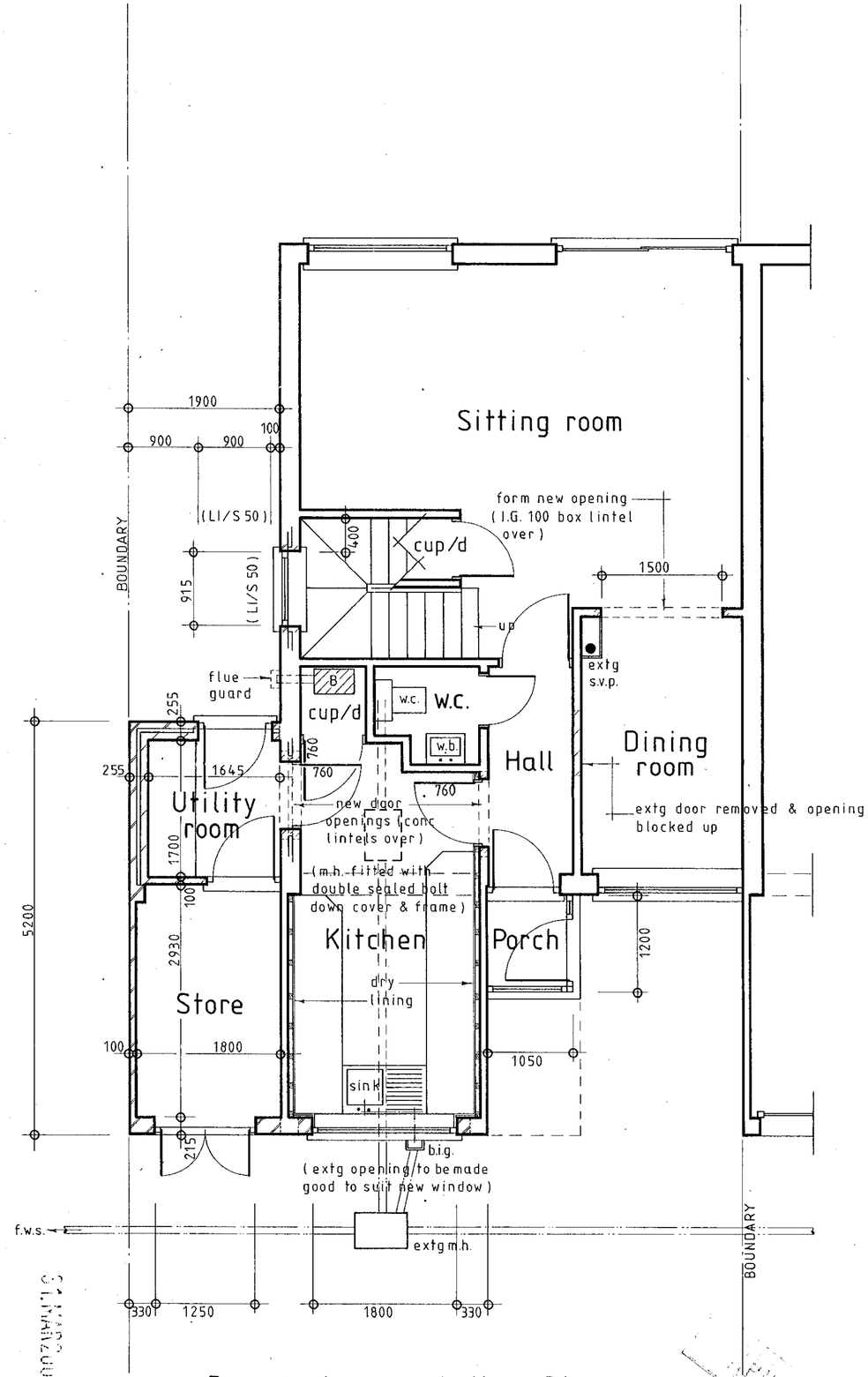

Proposed ground floor Plan

31 MAR 2000 * 1127

NOTES:
All dimensions must be checked on site and not scaled from this drawing.

A		
	Date	Revisions

© copyright

Client
Mr. and Mrs Barnes

Job Title
Proposed single storey extension and alterations at:
17, Cheviot Drive,
Twyford,
Berks.

Drawing Title
Existing and proposed floor layout plans

Scale 1:50

Date March 2000 | Drawn by P.R.O.F.

Drg No. 1171-00-2 | Rev

A PRODUCT OF THE UNO RANGE – ARCHITECT CAT. No. 7312.

CD 6/6/00

420×594mm A2

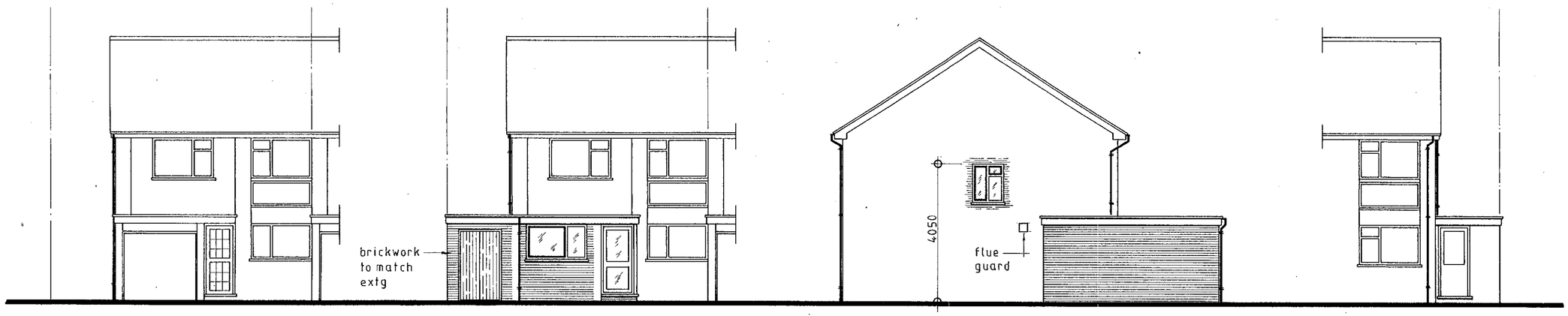

Existing front elevation

Proposed front elevation

Proposed side elevation

Proposed rear elevation

FLAT ROOF.
12.5mm mineral chippings, bedded in bitumen on
3no layers flat roof felt, green mineral to edges on
19mm exterior grade plywood on
firring pieces laid to 1:60 fall with vent gaps at 1000mm c/cs on
flat roof joists at 400mm c/cs (size as extg - approx 150x50mm)
150mm dense Rockwool quilt between joists (min 50mm vent gap over)
12.5mm plasterboard + skim finish

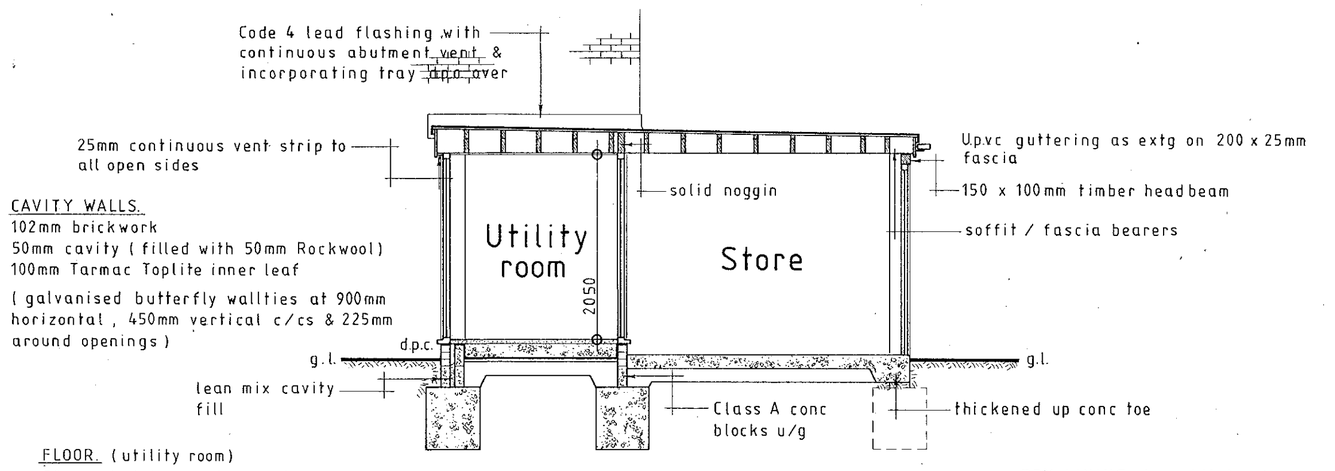

Typical Section

CAVITY WALLS.
102mm brickwork
50mm cavity (filled with 50mm Rockwool)
100mm Tarmac Toplite inner leaf
(galvanised butterfly wallties at 900mm horizontal, 450mm vertical c/cs & 225mm around openings)

FLOOR. (utility room)
50mm sand / cement screed on
150mm oversite concrete on
1200 guage polythene d.p. membrane on
25mm sand blinding on
150mm clean - well compacted hardcore

STORE ROOM FLOOR.
150mm oversite concrete on
150mm hardcore

NEW KITCHEN FLOOR.
Extg garage slab built up using oversite conc - 50mm sand / cement screed finish

FOUNDATIONS.
600mm wide trench fill conc foundations
min 1000mm below g/l, to suit subsoil
to be proven on site to L.A. satisfaction

DRY LINING. (new kitchen)
50mm sq vertical battens
50mm Rockwool batts between
12.5mm plasterboard + skim finish

31 MAR 2000 1171

General Notes.

1. All structural timbers to be strength grade SC3 (unless otherwise specified)
2. Opening lights to be min 1/20 floor area (5%)
3. Windows to be double glazed units and fitted with trickle vents providing 8000 sqmm background ventilation to habitable rooms, 4000 sqmm to other areas.
4. Glazing within 800mm of floor level, 1500mm of floor in doors & 300mm each side of doors to be toughened.
5. Damcor insulated d.p.c. to vertical cavity closures.
6. 30 x 5mm galvanised lateral restraint straps at ceiling level + wallplate anchors at max 1600mm c/cs.
7. VENTILATION.
   Kitchen & Utility room provided with externally ducted mech vent giving 30 litre / sec extract rate.
8. DRAINAGE.
   All new drains formed using 110mm dia U.p.v.c. pipework, min fall = 1:80, flex joints, bedded in peashingle.
   Drains under building to be bridged through walls using r.c. lintels.
   New m.h. formed using proprietory U.p.v.c. inspection chamber.
   Wastepipes.
   sink = 40mm dia to b.i.g. (fitted with 75mm deep sealed traps)
   SURFACE WATER to discharge into extg system.
9. BOILER / SPACE HEATING.
   Extg boiler to checked for adequacy by Corgi registered engineer for servicing additional areas. Must be capable of maintaining int temp of 21°c when the ext temp is -1°c. (flue to be fitted with safety guard)

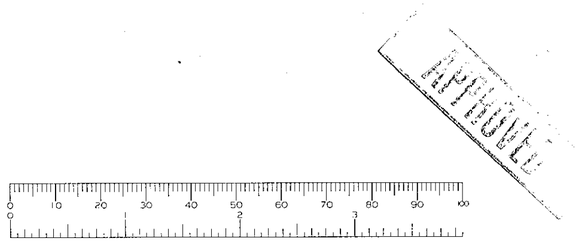

NOTES:
All dimensions must be checked on site and not scaled from this drawing.

A		
	Date	Revisions

© copyright

Client
Mr. and Mrs Barnes

Job Title
Proposed single storey extension and alterations at :
17, Cheviot Drive,
Twyford,
Berks.

Drawing Title
Elevations and Working drawings

Scale
1:50 and 1:100

Date
March 2000

Drawn by
P.R.O.F.

CD 6/6/00

Drg No.
1171-00-1

Rev