31.MAR2000* 1156

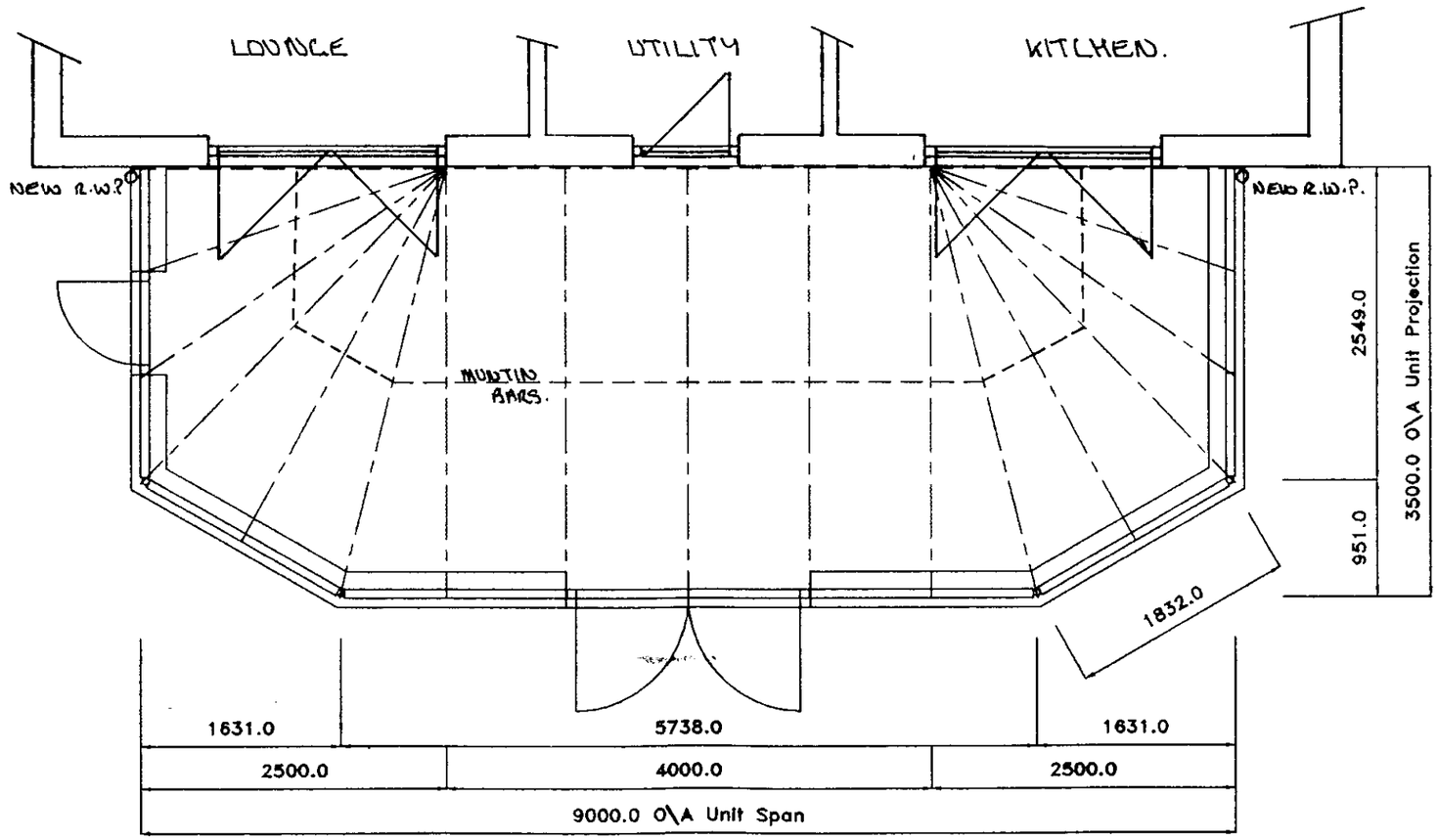

APPROVED

Customers Signature	Date	Drawing No.	Unit Elevation.	Scale..	Drawn.
.....	19.1.00	014-71811	PLAN LAYOUT / ROOF DETAILS.	1:50	GG
				Date.. 14-12-99	Surveyor. G.HORTON.

31.MAR2000* 1156

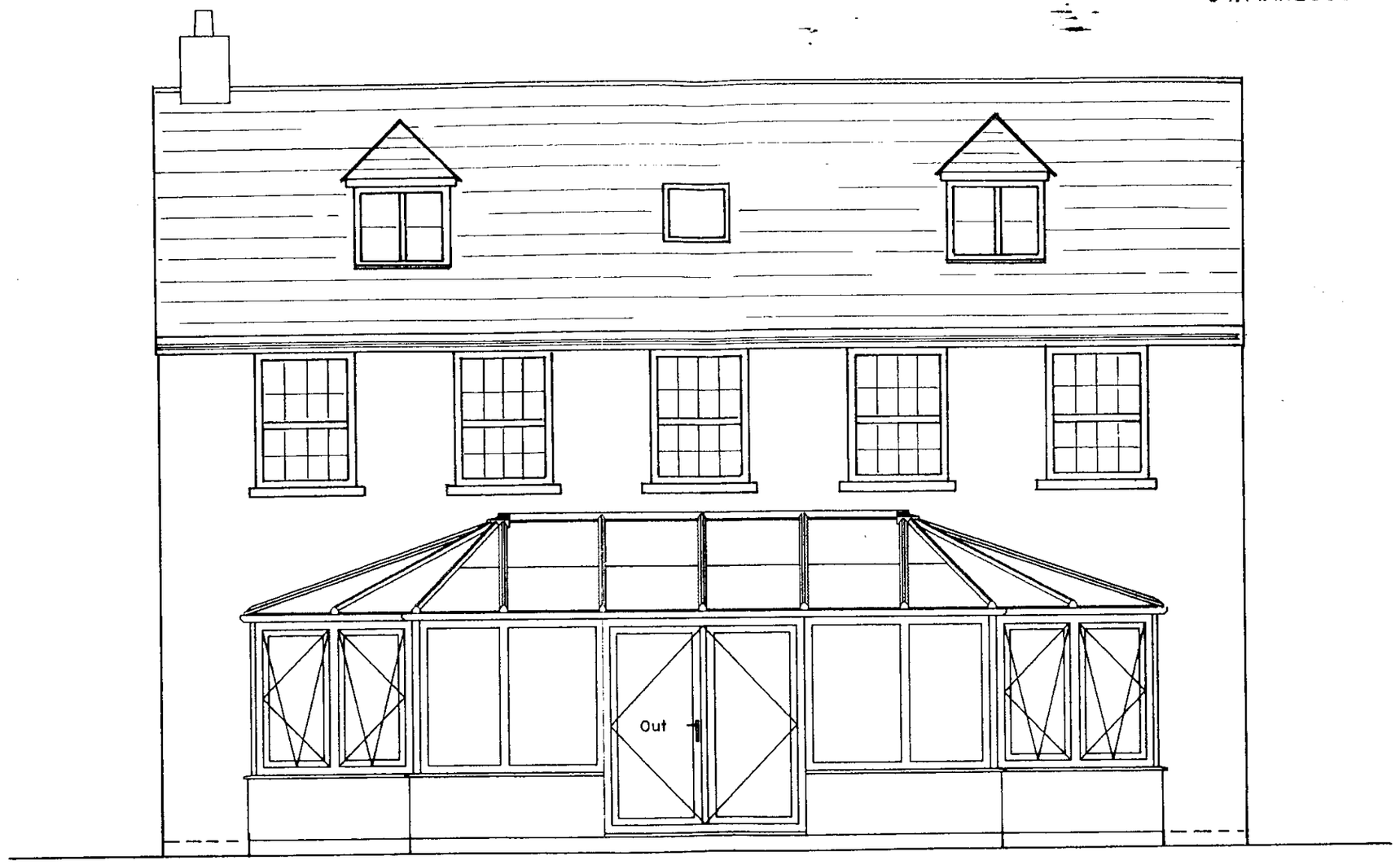

CABIN HOOKS
& EYES TO DOORS.

SPECIFICATION:

1 No. Double Door Where Shown (Open Out)
1 No. Single Door Where Shown (Open Out)
4 No. Tilt & Turn Vents Where Shown
600mm Basewall
12.5° Roof Pitch (Parabolic Eaves)

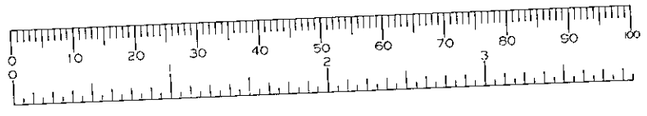

APPROVED

Customers Signature	Date	Drawing No.	Property Elevation:	Unit Elevation:	Scale..	Drawn..
.....	19.1.00	014-71811	REAR ELEVATION	FRONT ELEVATION.	1:50	GG
					Date... 14-12-99	Surveyor. S.HORTON

31.MAR2000* 1156

D.P.C & OVERSITE DATUMS.

D.P.C LEVEL OF BASE
TO MATCH THAT OF HOUSE.

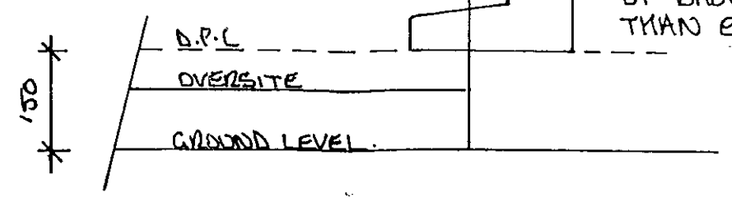

OVERSITE LEVEL
OF BASE 50mm LOWER
THAN EXISTING DOOR CILL.

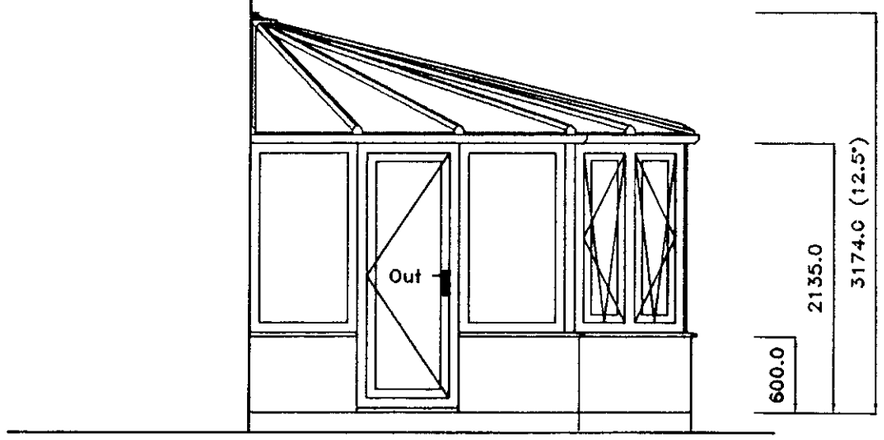

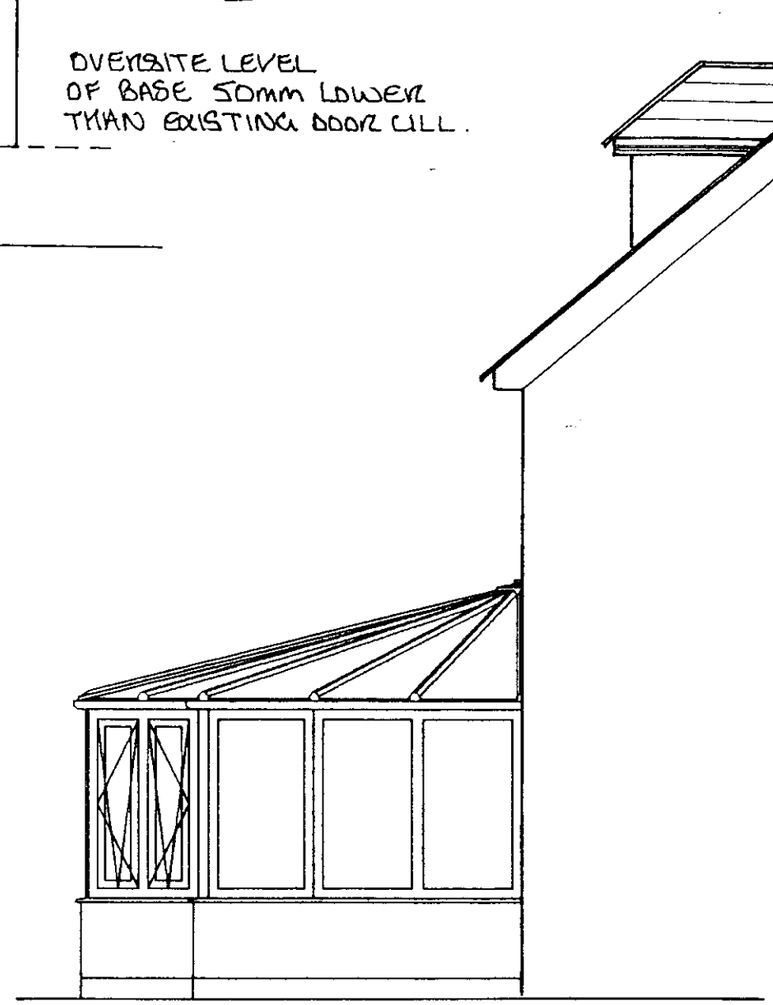

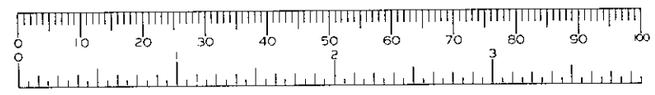

APPROVED

Customers Signature	Date	Drawing No.	Property Elevation:	Unit Elevation:	Scale..	Drawn..
.....	19.10.99	014-71811	SIDE ELEVATIONS.	SIDE ELEVATIONS.	1:50	LG
					Date.. 14-12-99	Surveyor. S. HORTON

DWG: ENGNTBW	REV: C

NOTES

1. ALL DIMENSIONS IN MILLIMETRES AND TO BE CHECKED ON SITE PRIOR TO COMMENCEMENT OF WORK.
2. ONLY FIGURED DIMENSIONS TO BE TAKEN FROM THIS DRAWING.
3. DO NOT SCALE OFF DRAWING.
4. ANY EXISTING BRICK VENTS TO BE DUCTED THROUGH PROPOSED BASE.
5. GROUND LEVEL TO BE LOWERED LOCALLY TO GIVE REQUIRED CLEARANCE FOR D.P.C.
6. SURFACE WATER TO BE DISCHARGED VIA NEW 68 DIA. RAINWATER DOWN PIPE AND SHOED INTO GRATING OVER GULLEY AND INTO 100 DIA. UPVC DRAIN BEDDING ON PEA-SHINGLE TO FALL 1:40 min INTO NEW SOAKAWAY 5.0 m. MIN. AWAY FROM BUILDINGS, TO BE FILLED WITH HARDCORE, AGGREGATE AND PEA GRAVEL.
7. BUILD NEW 600mm (8 COURSE) BASE WALL ABOVE D.P.C LEVEL OF UNIT.
   BASE WALL TO BE CONSTRUCTED IN 100 MM THICK BLOCKWORK/BRICKWORK INTERNALLY, 50 MM THICK CAVITY FILLED WITH FIBREGLASS INSULATION BATS, 100 MM THICK BRICKWORK EXTERNALLY, AND TO INCORPORATE D.P.C MIN 150 MM ABOVE GROUND LEVEL AND TO INCLUDE "BUTTERFLY" GALVANISED WIRE TYPE WALL TIES STAGGERED 900 MMM HORIZONTALLY, 450 MM VERTICALLY AND TO BE DOUBLED UP AROUND CORNERS AND REVEALS.
   CLOSE INTERNAL SKIN AT JAMBS AGAINST 150 MM WIDE D.P.C
   CAVITY BELOW GROUND LEVEL TO BE FILLED WITH LEAN MIX CONCRETE TO WITHIN 150 MM OF D.P.C. LEVEL OF UNIT.
   ALL NEW VISIBLE BRICKWORK, INCLUDING BRICKWORK BELOW D.P.C. LEVEL AND ABOVE EXTERNAL GROUND LEVEL TO PERIMETER OF UNIT TO MATCH EXISTING HOUSE BRICKWORK (WHERE POSSIBLE).
8. SKIP TO BE SITED ON DRIVE.
9. BASE WALL TO BE BRICK OUTSIDE / BLOCK INSIDE CAPPED DD TOP WITH WHITE POLYBOARD.
10. INSIDE OF BASE WALL TO BE PLASTERED.
11. 750 BRICKS REQUIRED FOR BASE WALL.
12. ELECTRICS.
    4 a DOUBLE SOCKETS.
    1 a T.V. POINT.
13. CORSEY FLOOR TO LAY ON TOP OF OVERSITE.

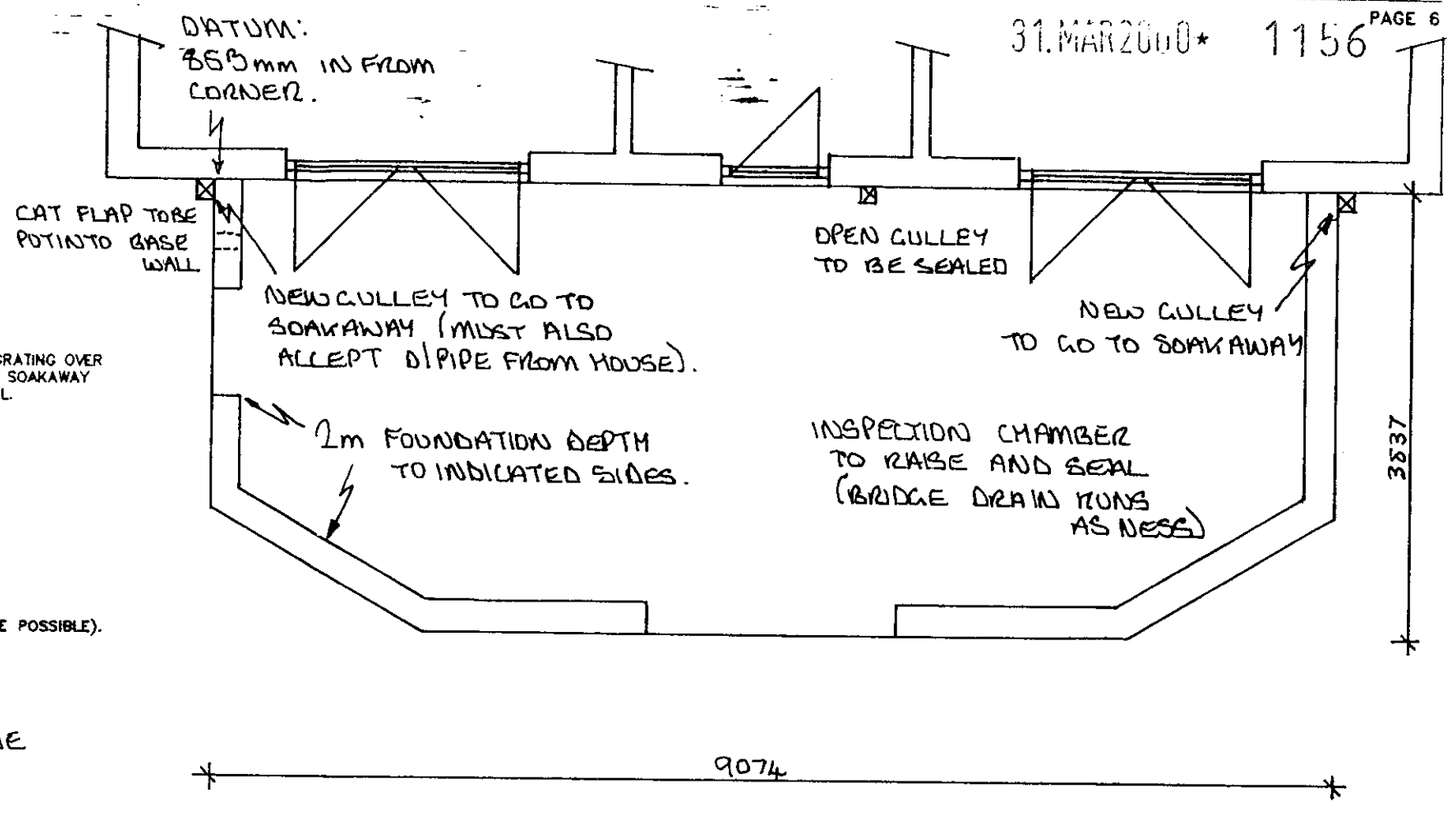

FULLY DIMENSIONED BASE PLAN TO FOLLOW.

D.P.C & OVERSITE DATUMS ON PAGE 4.

APPROVED

Customers Signature	Date	Drawing No.	Unit Elevation.	Scale..	Drawn..
.....	19.1.00	014-71811	BASE LAYOUT.	1:50	LG
				Date.. 14-12-99	Surveyor. S.HORTON

31 MAR 2000* 1156

PROPOSED GROUND FLOOR.

APPROVED

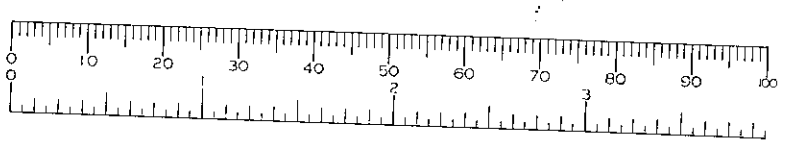

For Kitchen/Utility requirements refer to 1:20 layouts

10750

1449 1935 1546 890 1546 1935 1449

275 3900 100 2200 100 3900 275

Thru wall extract fan 30l/sec

1'9" reduced height door

External water tap

T/D extract

Waterproof external socket

gulley

D4 TV4 L3 D3 L2 D2 TV5 L3

T/D space

Boiler

Balanced flue gas boiler

Utility

Lounge

D6 855 75 W/M space

SVP D7 L9

Cloakroom extract wired to operate with light switch ducted into utility, up vertical duct into floor void to airbrick in external wall

75mm stud wall below stair

fuse sealed access for attached garage types)

gulley

Kitchen

clks

ducted cooker hood

SVP

D6 L6 ½hr FRSC

D5 ½hr FRSC

1166 100 934

832

Blockwork (S) to suit stairs

D9 L5

2 No. 2'3" non-rebated & Glazed doors with intumescent strip one leaf bolted other leaf with 'PERKO' closer

Fireplace dimensions & construction in accordance with Dunbrik drawings.

Dining

L4

Hall

Continuous lintel

D10

cup'd

GAS

ELEC

W1 TV8 L1 W2 TV8 L1 D1 L2 W3 TV8 L1 W4 TV8 L1

IG D4

from hall and rs cup'd shown to be ½ hour ting self-closing

275 3900 100 2200 100 3900 275

888 1085 887 1085 968 925 968 1085 887 1085 888

10750

8450 4885 2940 275 756 703 2493 1984 1900 1850 935 808 662 600 440 7900

NOTES:

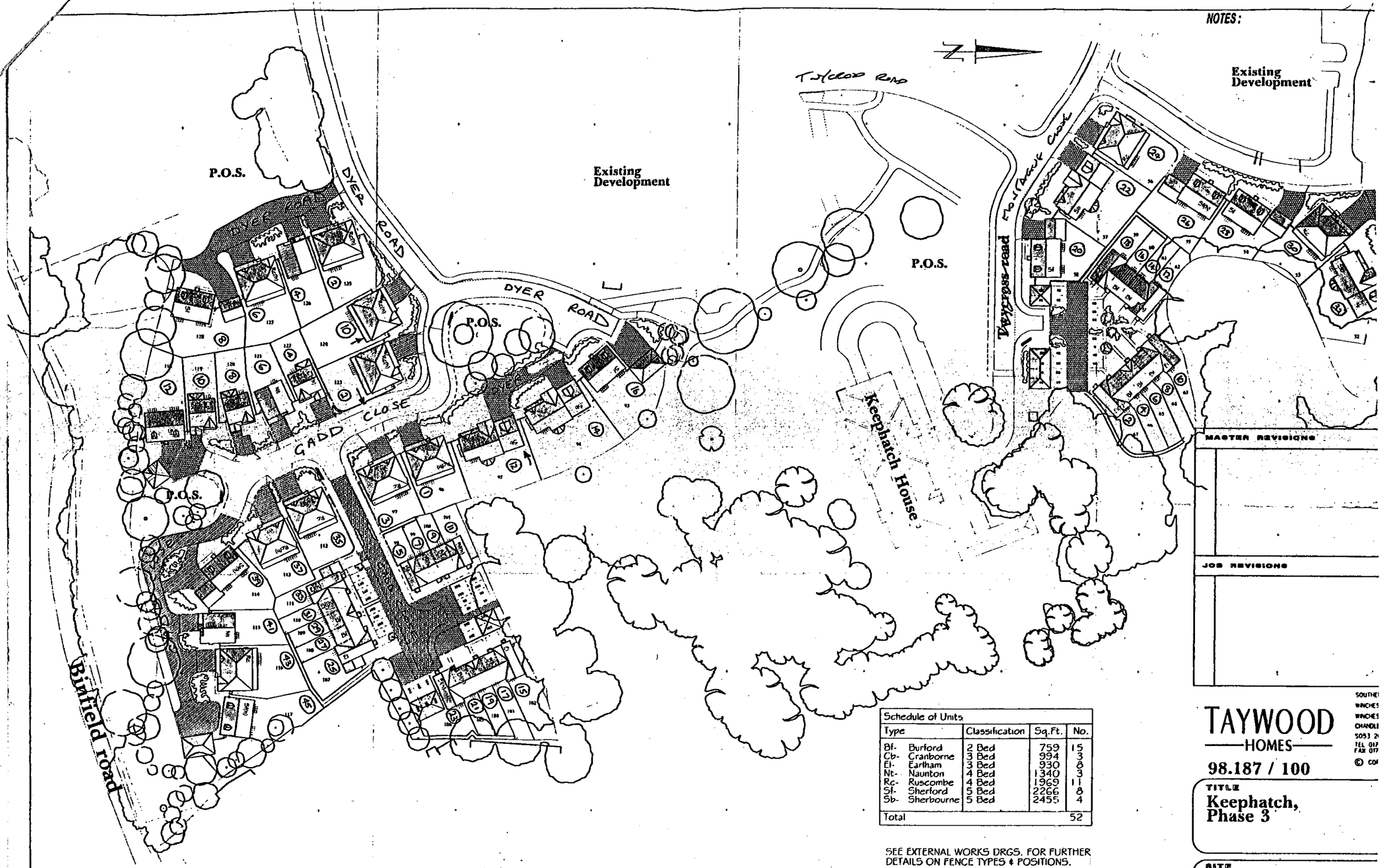

Schedule of Units			
Type	Classification	Sq.Ft.	No.
Bf- Burford	2 Bed	759	15
Cb- Cranborne	3 Bed	994	3
El- Eartham	3 Bed	930	8
Nt- Naunton	4 Bed	1340	3
Rc- Ruscombe	4 Bed	1969	11
Sf- Sherford	5 Bed	2266	8
Sb- Sherbourne	5 Bed	2455	4
Total			52

SEE EXTERNAL WORKS DRGS. FOR FURTHER DETAILS ON FENCE TYPES & POSITIONS.

0 10 20 30 40 50 60 70 80 90 100
0 2 3

MASTER REVISIONS

JOB REVISIONS

TAYWOOD HOMES

98.187 / 100

TITLE
Keephatch, Phase 3

SITE
Site Layout

REF. NO.....

SCALE	DATE	MASTER REV.
1:500	06 Nov 98	

EXISTING TREES

PUBLIC OPEN SPACE

REFUSE COLLECTION LOCATION DETAIL

PUBLIC OPEN SPACE

EXISTING PLANTING RETAINED ON BOUNDARY AND SUPPLEMENTED WITH NEW PLANTING.

0 10 20 30 40 50 60 70 80 90 100

0 2 3

APPROVED

MAR 2000