PROPOSED FLOOR LAYOUTS PLOT 9

All information contained in this drawing is the sole copyright of S. J. Springer, and is not to be reproduced without permission.
All dimensions to be confirmed on site.

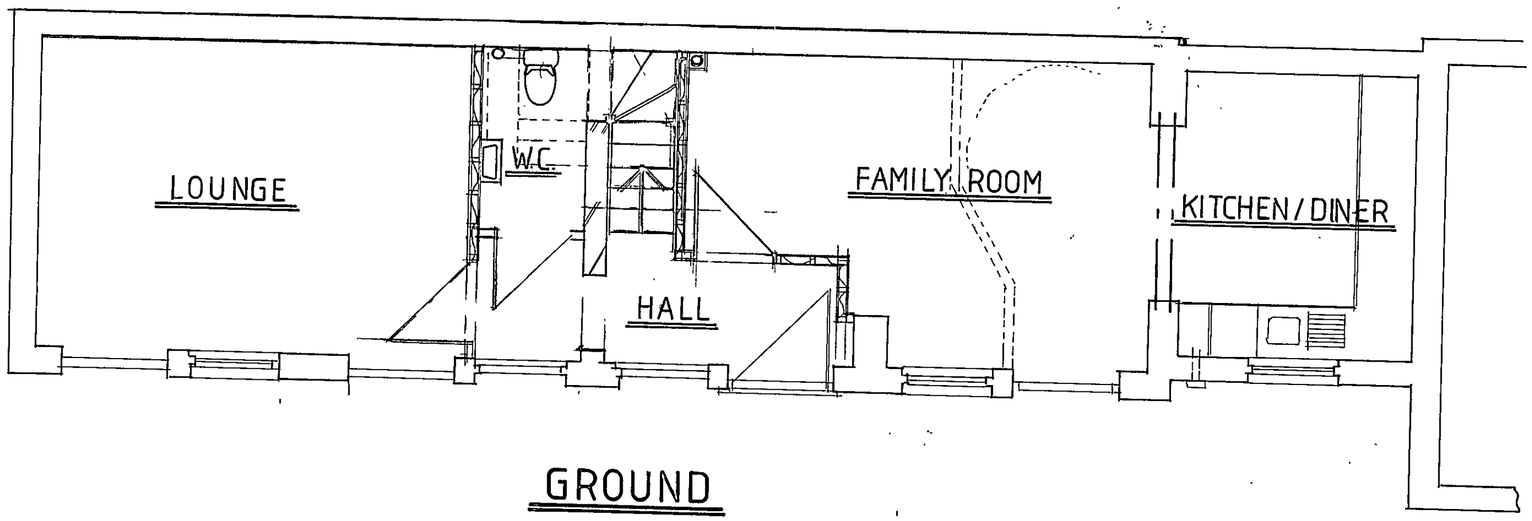

GROUND

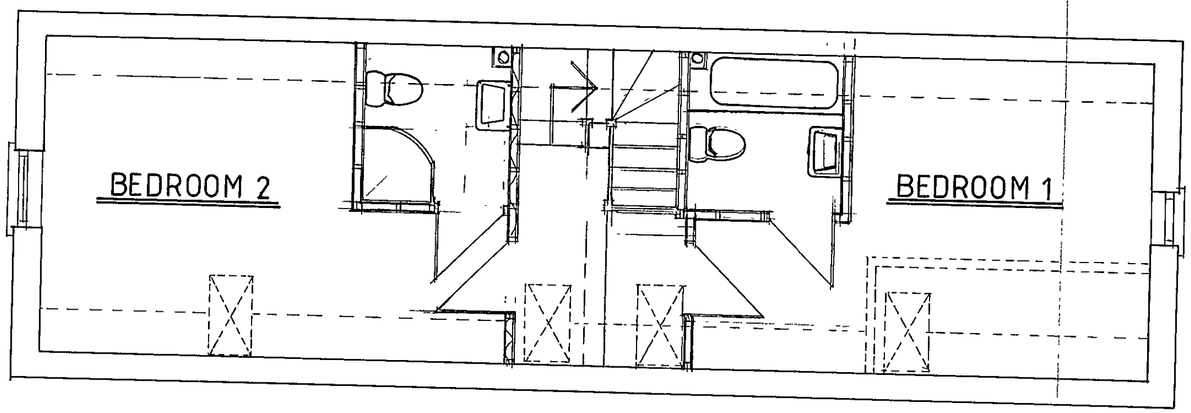

FIRST

STOREY HEIGHT 2 530m TO BE CHECKED ON SITE BEFORE STAIR CONSTRUCTION
12 RISERS AT 211 mm
11 GOINGS AT 250mm
PITCH 40 DEGREES
WIDTH 0 850m
MIN 75 mm GOING TO TAPERED TREADS
MIN 2·000 m HEADROOM ABOVE PITCH LINE
HAND RAIL 900 mm ABOVE PITCH LINE AND TO WIDEST GOING
BALASTERS AT 100mm CENTRES

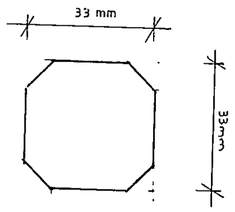

BALASTER SECTION

SCALE 1:50

STAIR SECTION
1:200

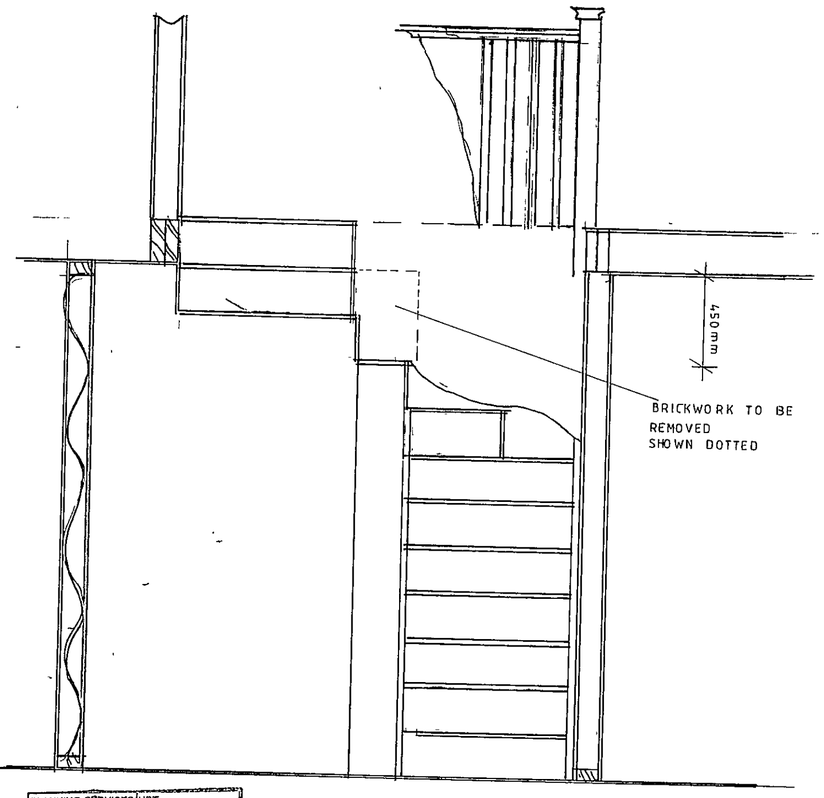

MINOR AMENDMENTS
8267

PLANNING SERVICES	HPT
POL	TLS
TC	ENF
APP	
CS	

12 NOV 2004

FILE TO

SJS/204/24/1/R/A
ARCHITECTURAL & BUILDING DESIGN
S.J. SPRINGER

ervice Point Heathrow 3

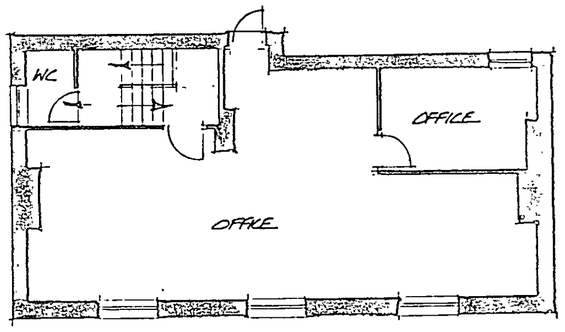

second floor 1:100

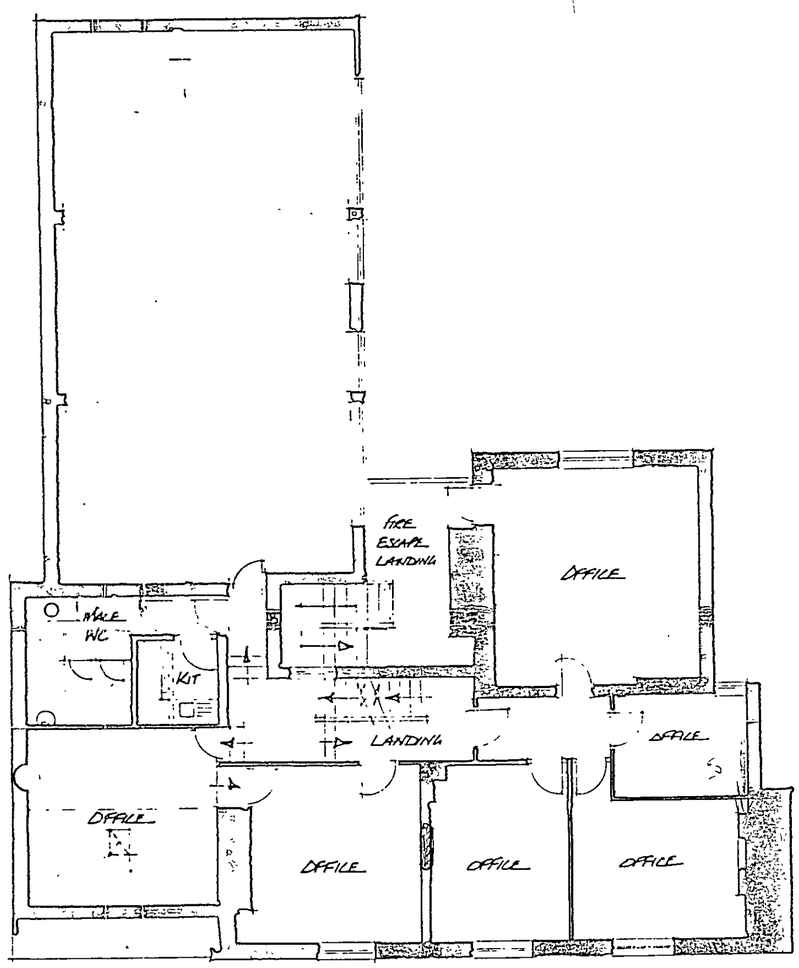

first floor 1:100

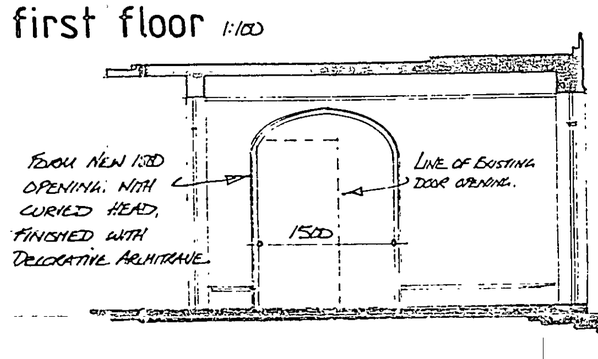

detail A 1:50

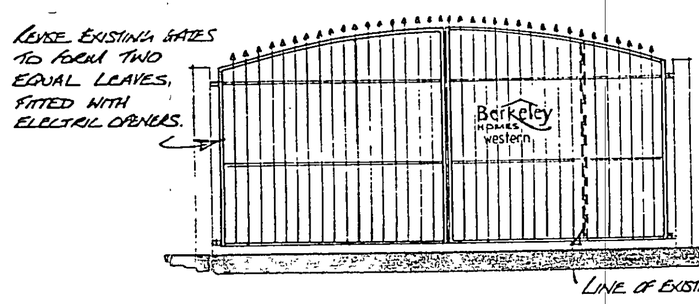

detail B 1:50

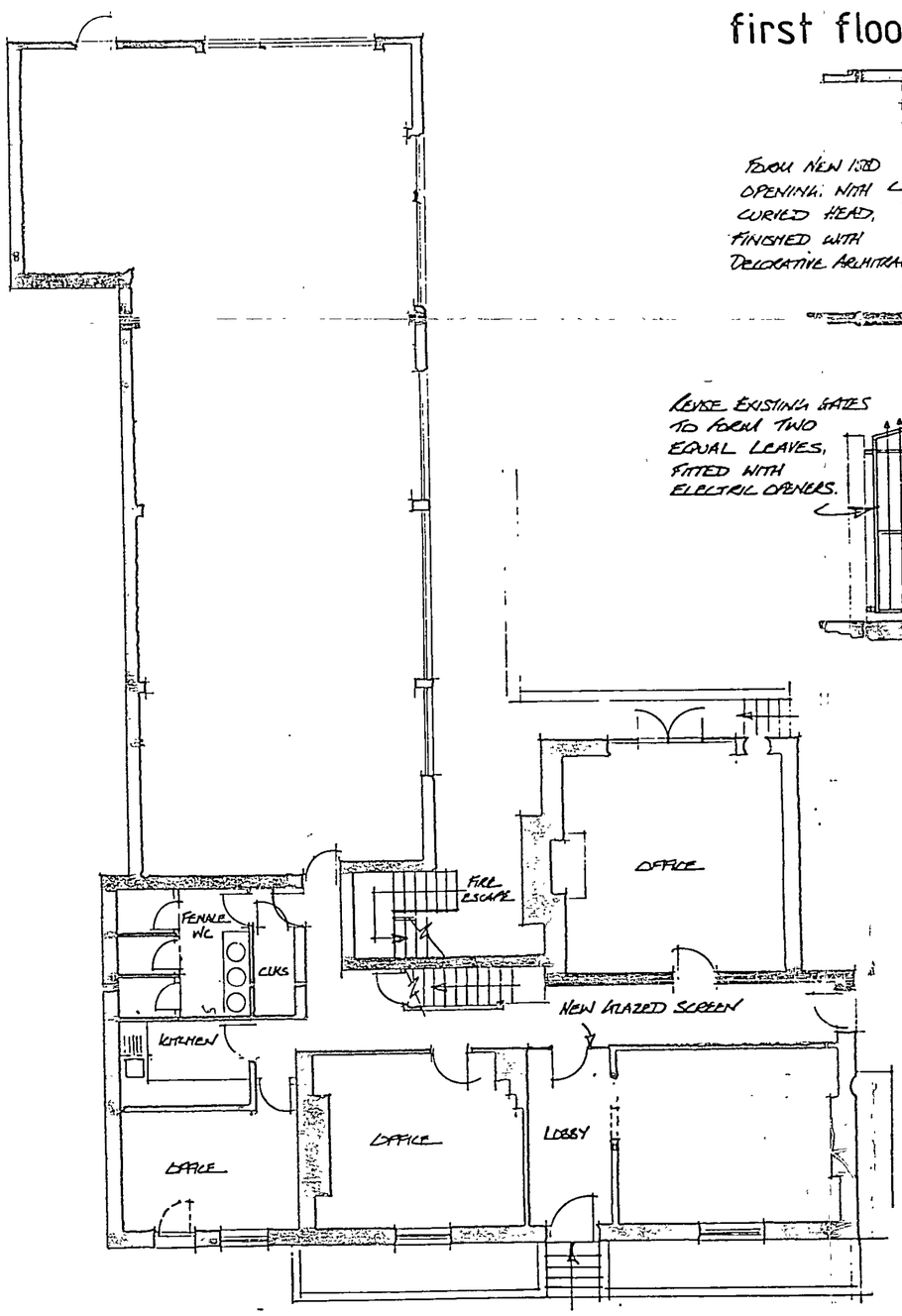

ground floor 1:100

EXISTING ENTRANCE GATES REVISED SEE DETAIL B.

REF	DATE	REVISION

DEVELOPMENT
16 shute end
wokingham

EXISTING FLOOR PLANS

Berkeley Homes
Berkeley Homes (Western) Ltd.
Berkeley House, 19 Portsmouth Road.
Cobham, Surrey KT11 1JG.
Tel: (01932) 868999 Fax: (01932) 868631

SCALE 1:100 1:50

DATE march'99 DRAWN DLQ

DRG. No. W004 - 1 A REV.

28.JAN.2003 8267

SUPERSEDED

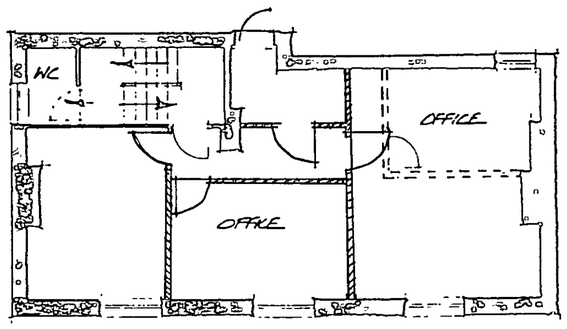

second floor 1:100

KEY

Walls to be removed:
Walls to be added:

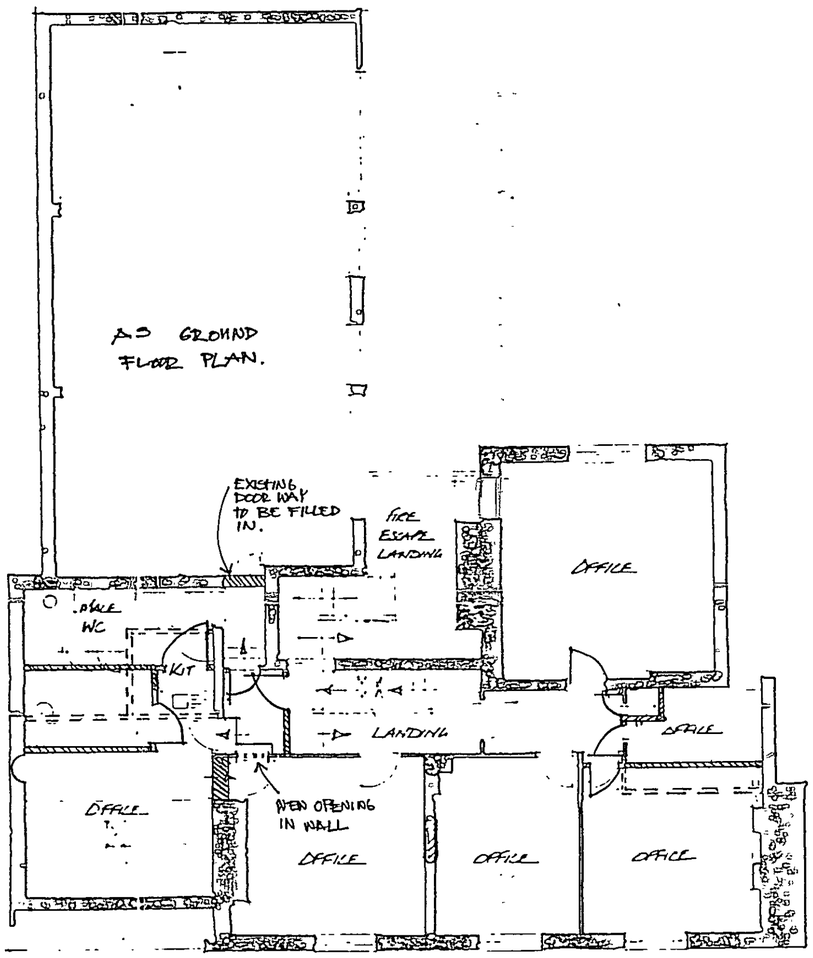

first floor 1:100

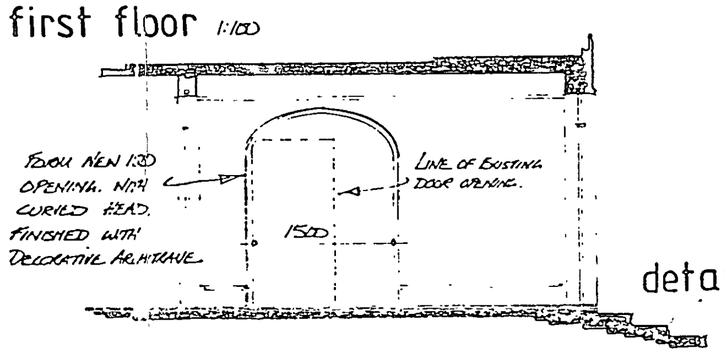

detail A 1:50

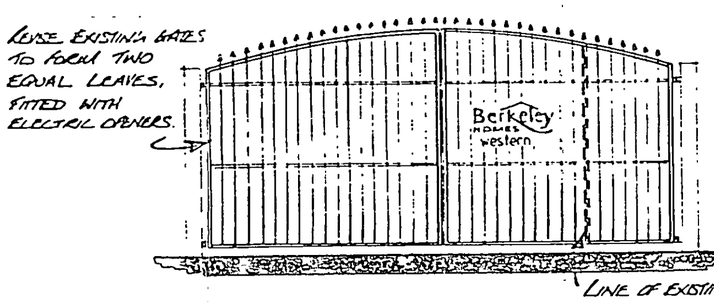

detail B 1:50

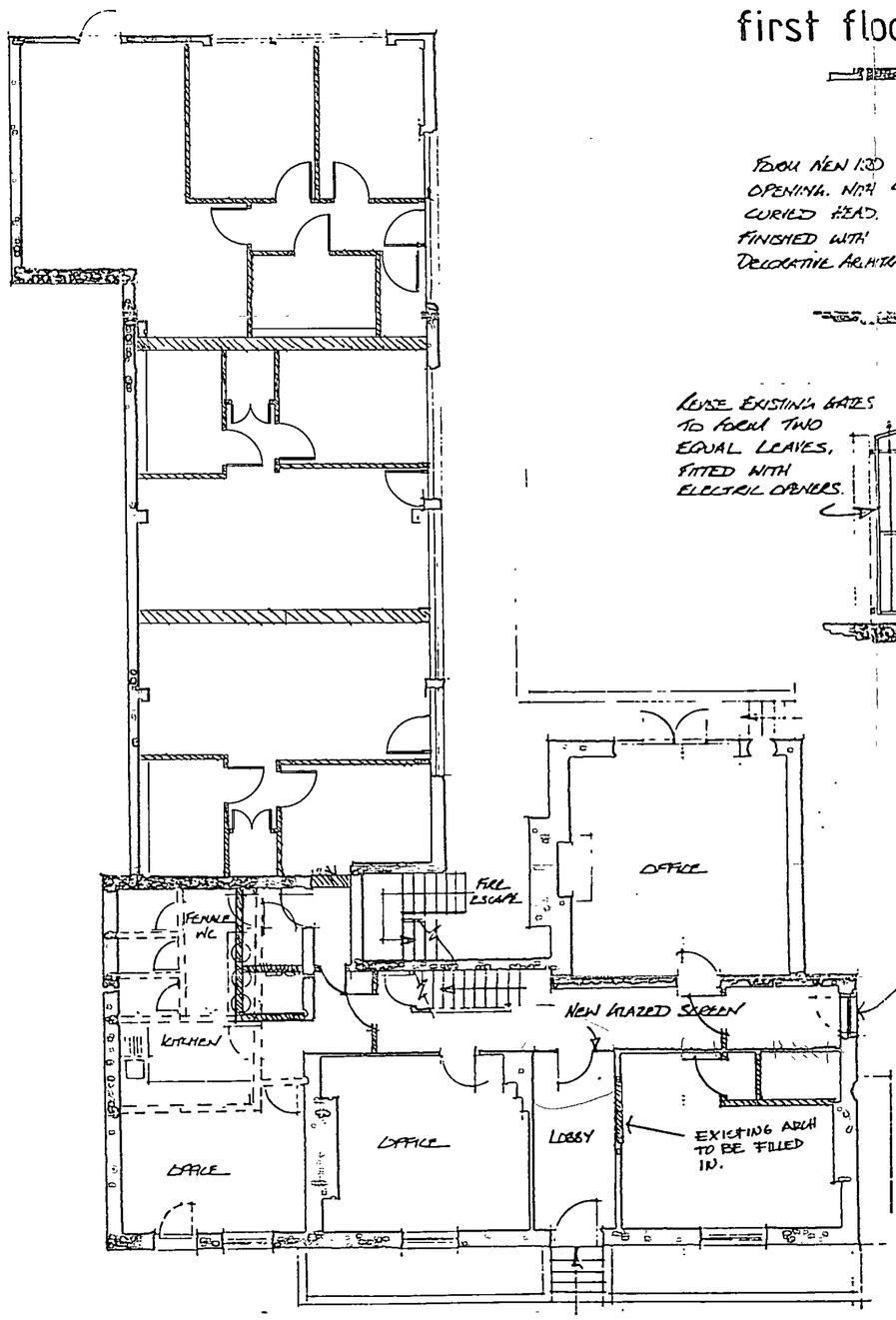

ground floor 1:100

REF	DATE	REVISION

DEVELOPMENT
16 shute end
wokingham

EXISTING FLOOR PLANS SHOWING WALLS TO BE ADDED AND REMOVED

Berkeley Homes
Berkeley Homes (Western) Ltd
Berkeley House, 19 Portsmouth Road,
Cobham, Surrey KT11 1JG
Tel: (01932) 868999 Fax: (01932) 868631

SCALE 1:100 1:50
DATE march '99 DRAWN DCQ

DRG. No. W004 - 1 REV.

SUPERSEDED

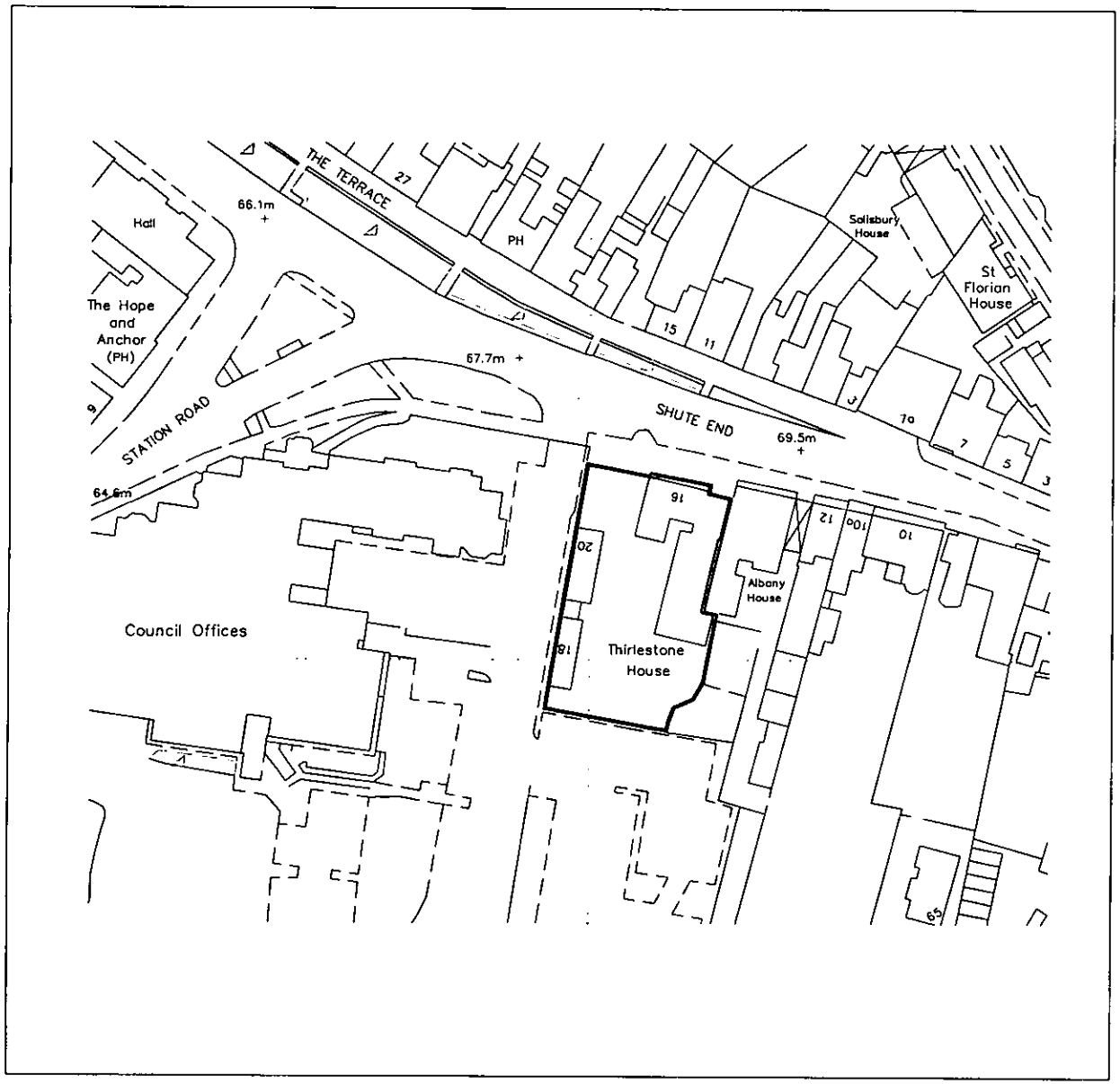

Project
16 Shute End
Wokingham

Drawing Title
Site Location Plan

Date	Scale	Drawn by
19.12.02	1:1250	JL

Project No	Drawing No	Revision
11967	P1	-

Barton Willmore
Planning

Town Planners Architects Master Planners
Environmental Consultants Project Services

The Barton Willmore Planning Partnership - Reading
Beansheaf Farmhouse, Bourne Close,
Calcot, Reading, RG31 7BW
Tel: 0118 943 0000 Fax: 0118 943 0003



FRONT ELEVATION

82606 / 82607

REVISED PLAN

PLANNING SERVICES	HPT
POL	
DC	
APP	
CS	
22 AUG 2007	
COPIES TO:	
	FILE

271



END ELEVATION.



END ELEVATION.

PROPOSED DEVELOPMENT AT 16 SHUTE END WOKINGHAM, BERKS.

SCALE 1:100 JUNE 2008

THIRLSTONE HOMES

Broadlands Business Campus, Langhurstwood Road, Horsham, West Sussex RH12 4QP
T: 01403 211240 F: 01403 211753

ELEVATIONS OF STABLE BLOCK.

TA 2/10. P.9.

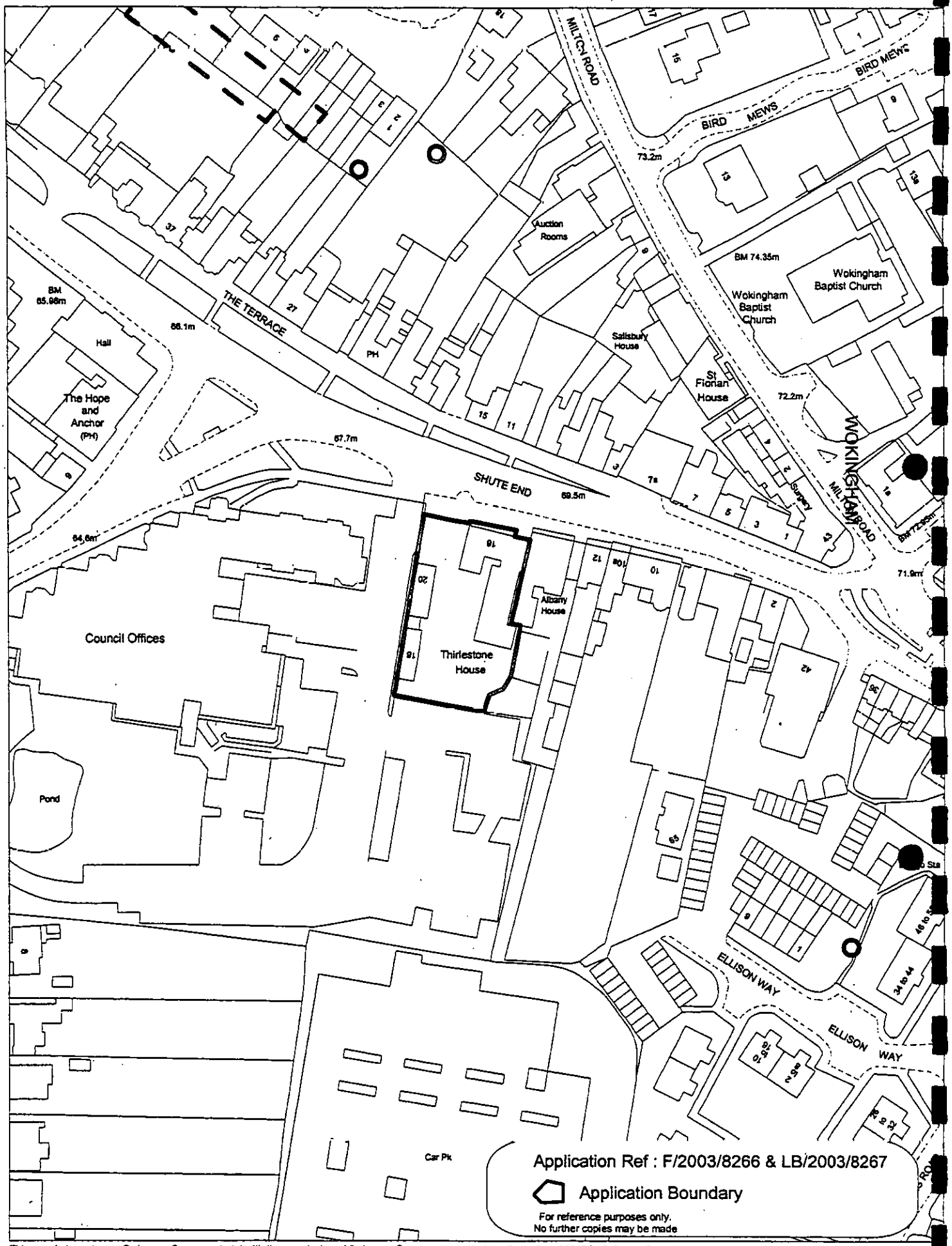

This map is based upon Ordnance Survey material with the permission of Ordnance Survey on behalf of the Controller of HMSO. © Crown Copyright.
Unauthorised reproduction infringes Crown Copyright and may lead to prosecution or civil proceedings.Wokingham District Council Licence LA086134

Development Control,Wokingham District Council.

Scale: 1 : 1250

N W E S

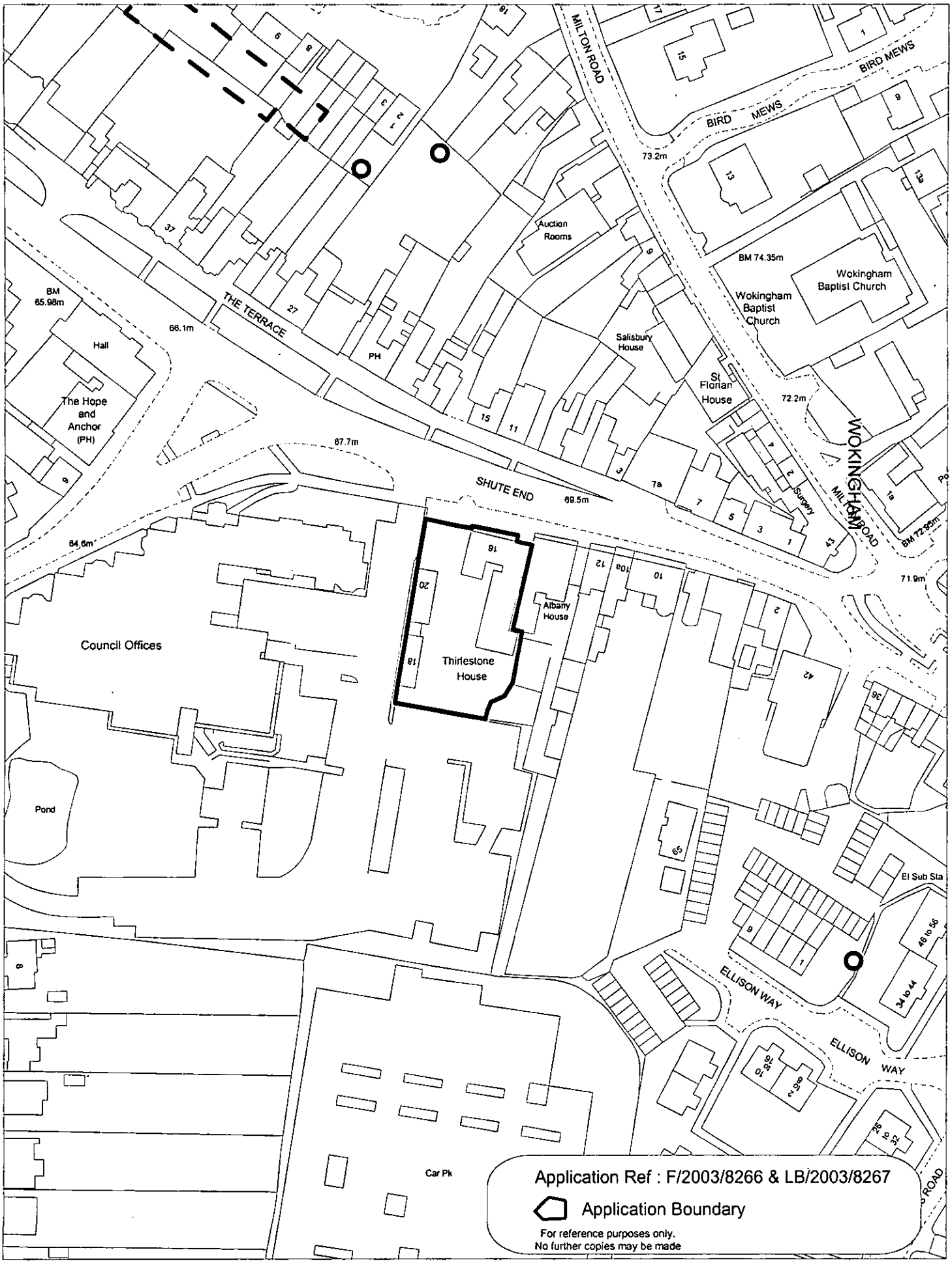

This map is based upon Ordnance Survey material with the permission of Ordnance Survey on behalf of the Controller of HMSO. © Crown Copyright.
Unauthorised reproduction infringes Crown Copyright and may lead to prosecution or civil proceedings.Wokingham District Council Licence LA086134

Development Control,Wokingham District Council.

Scale: 1 : 1250

N
W E
S

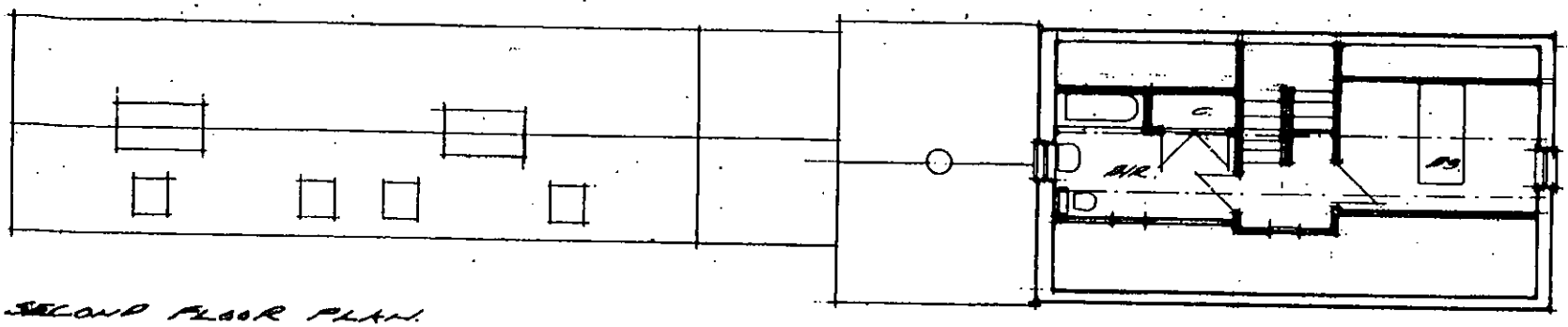

SECOND FLOOR PLAN.

REVISED PLAN

8256
8267

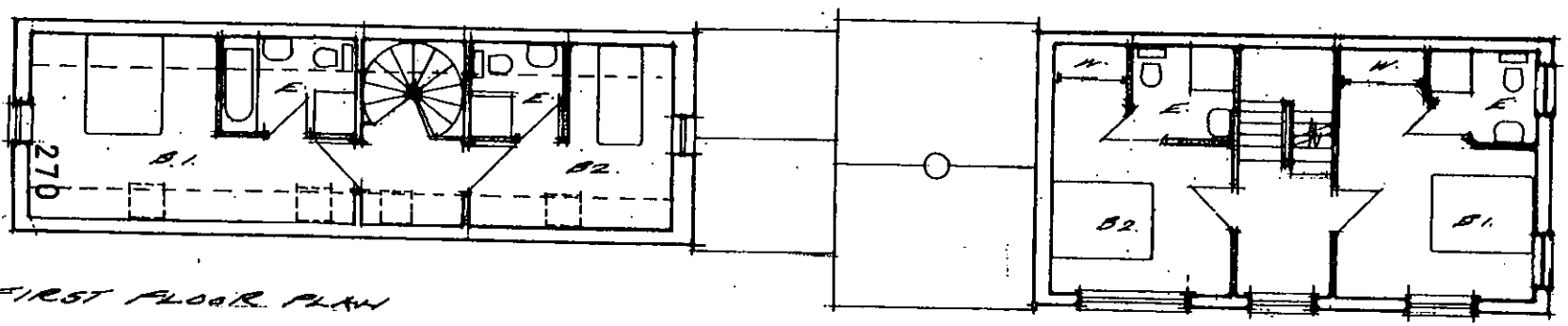

FIRST FLOOR PLAN

PROPOSED DEVELOPMENT AT 16, SHUTE END WOKINGHAM, BERKS

SCALE 1:100 JUNE 200

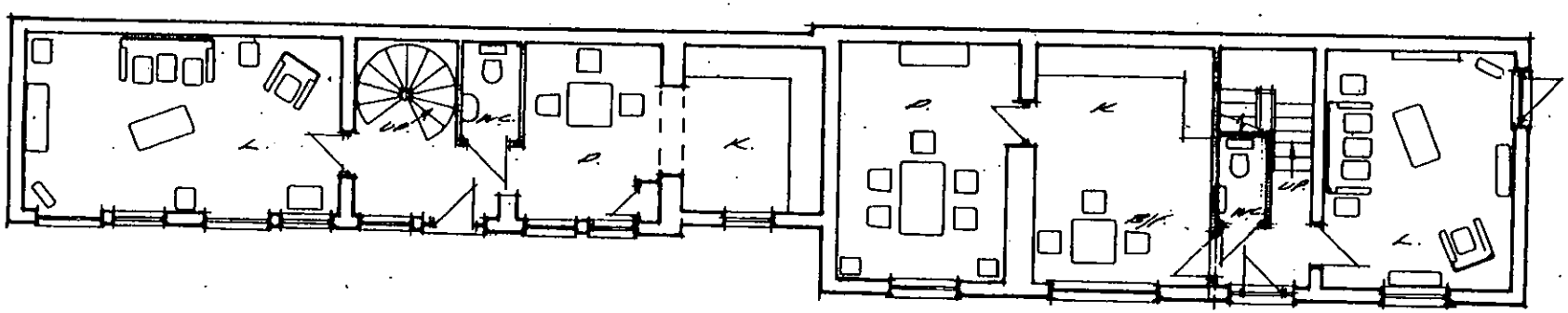

GROUND FLOOR PLAN

PLANS OF STABLE BLOCK.

THIRLSTONE HOMES
Broadlands Business Campus, Langhurstwood Road, Horsham, West Sussex RH12 4QP
T: 01403 211240 F: 01403 211753

ADD NEW WINDOW IN PLACE OF EXISTING FIRE ESCAPE DOOR.

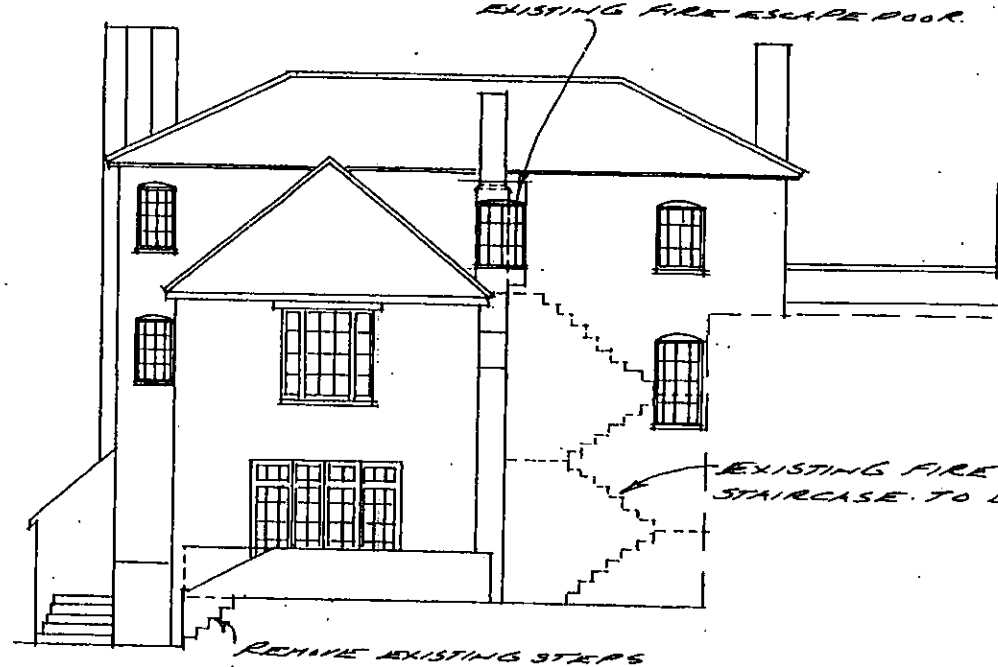

EXISTING FIRE ESCAPE STAIRCASE TO BE REMOVED.

REMOVE EXISTING STEPS BUILD UP TO FORM PATIO AREA TO GROUND FLOOR APARTMENT.

EXISTING SOUTHERN ELEVATION.

ADDITIONAL PLA

--8266

--8267

PLANNING SERVICES	HPT
POL	TLS
DC	ENF
CC	
CS	
29 AUG 2003	
	ACK
	FUE

PROPOSED DEVELOPMENT AT 15, SHUTE END WOKINGHAM, BERKS

SCALE 1:100 AUG 2003

THIRLSTONE HOMES

Broadlands Business Centre, Langhurstwood Road, Horsham, West Sussex RH12 4QP
T: 01403 211240 F: 01403 211753

268



ELEVATION 'A'

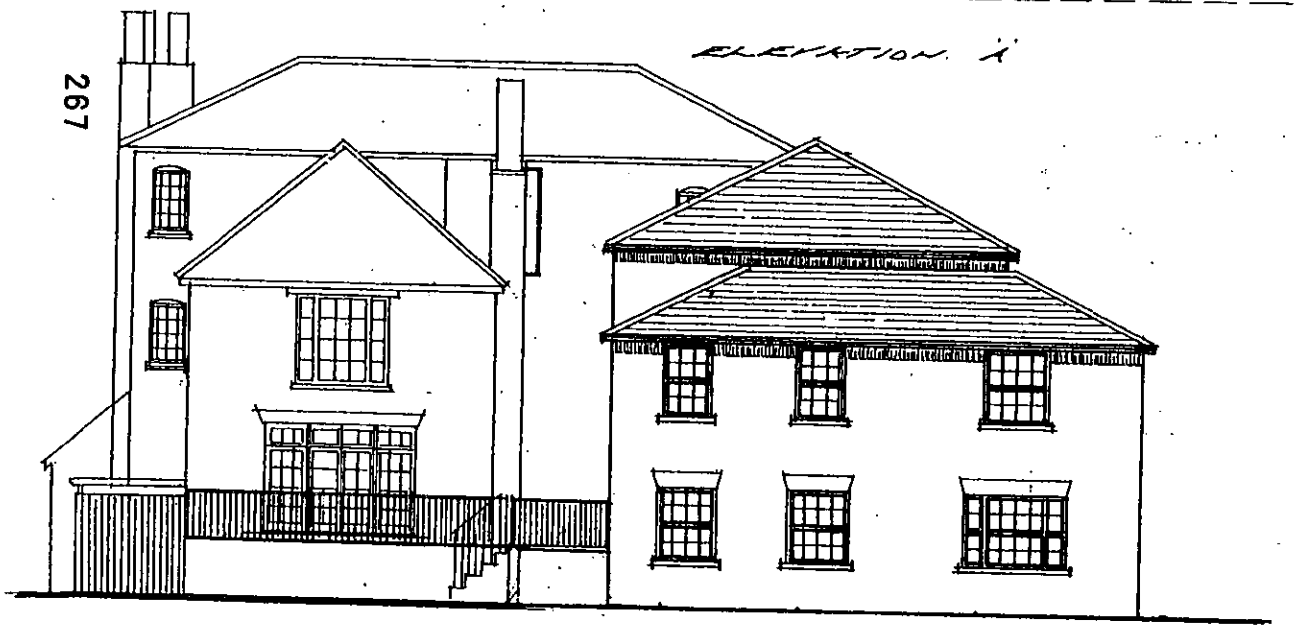

ELEVATION 'B'

267

PROPOSED DEVELOPMENT
AT 16, SHUTE END
WOKINGHAM, BERKS.

SCALE 1:100 JUNE 2003.

1. REFUSE STORE MOVED 19.9.03.

22 SEP 2003

THIRLSTONE
HOMES
Broadlands Business Campus, Langhurstwood Road, Horsham, West Sussex RH12 4QP
T: 01403 211240 F: 01403 211752



COVERED STAIRCASE TO BASEMENT

NEW WINDOW.

BICYCLE STORE & REFUSE STORE.

WEST ELEVATION.

RENDERED ELEVATIONS.

1. BICYCLE & REFUSE STORE REVISED 19.9.03

GREEN STAINED TIMBER BOARDING AND GATES. STAINED TIMBER PERGOLA OVER, ROOF OVER BICYCLE AREA.

PROPOSED DEVELOPMENT AT 16 SHUTE END WOKINGHAM, BERKS.

SCALE 1:100 AUG 2003.

PROPOSED WESTERN ELEVATION.

PLANNING
POL
DC
AP
CS
2
COPIES

THIRLSTONE HOMES

Broadlands Business Campus, Langhurstwood Road, Horsham, West Sussex RH12 4QP
T: 01403 211240 F: 01403 211753

TO 240. P.12.A



STREET ELEVATION.

REVISED PLAN

--8266

--8267

PLANNING SERVICES
POL
DC
APP
CS
29 AUG 2003
COPIES TO

PROPOSED DEVELOPMENT
AT 16, SHUTE END
WOKINGHAM. BERKS.

SCALE 1:100 JUNE 2003.

A. 28.8.03. ROOFLIGHTS [illegible]MENDED.
EN[illegible]CE [illegible]ES [illegible]SE[illegible]

THIRLSTONE
HOMES
Broadlands Business Campus, Langhurstwood Road, Horsham, West Sussex RH12 4QP
T: 01403 211240 F: 01403 211753

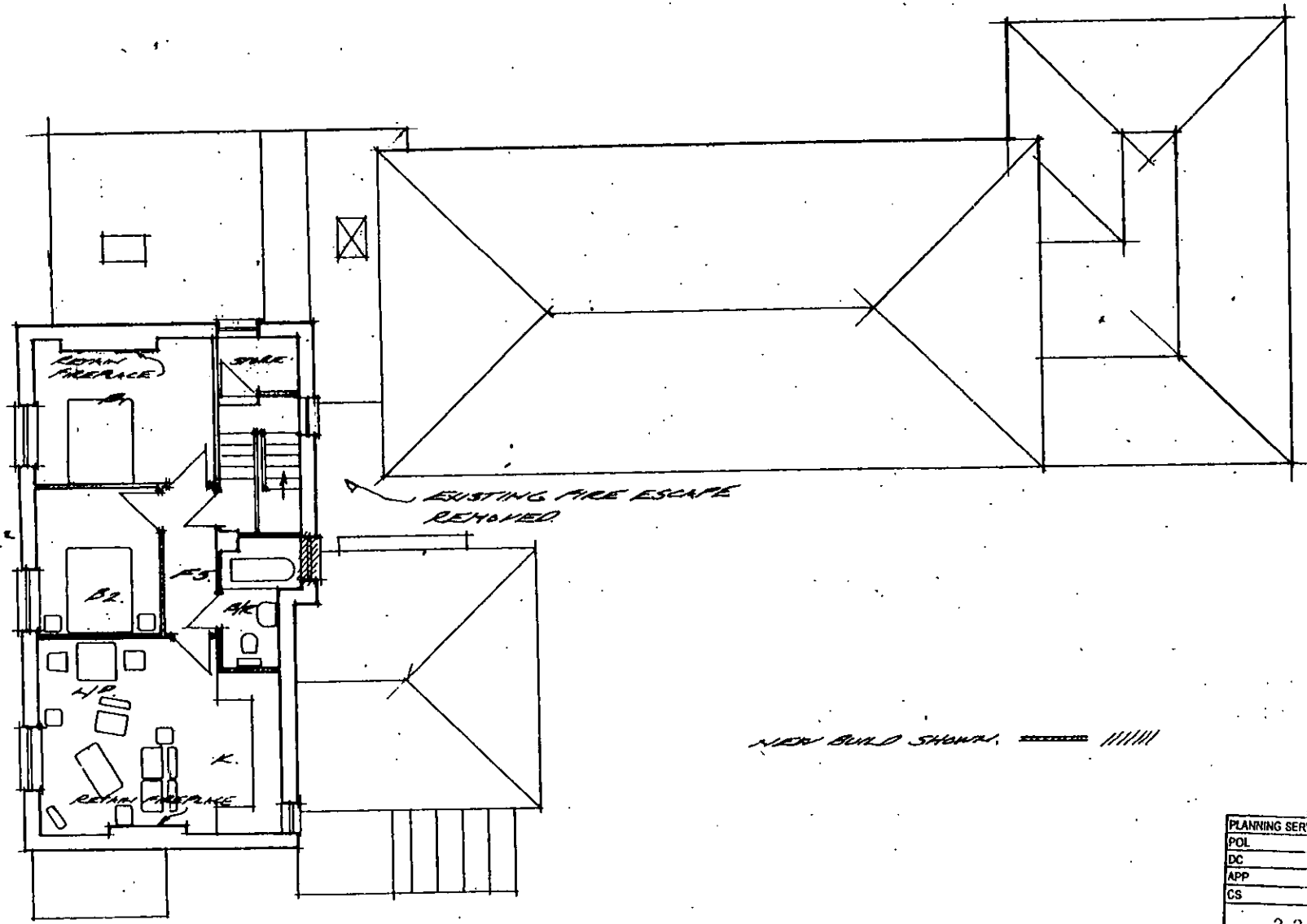

PROPOSED DEVELOPMENT AT 16, SHUTE END WOKINGHAM. BERKS.

SCALE 1:100 JUNE 200

B. FIRE ESCAPE NOTE ADDED NEW BUILD AMENDED 19.3.03

A. 28.8.03.
DRAWING REVISED TO SHOW EXISTING FEATURES AND NEW BUILD

SECOND FLOOR PLAN.

PLANNING SERVICES	HPT
POL	TLS
DC	ENT
APP	
CS	
22 SEP 2003	
COPIES TO	ACK
	FILE:

THIRLSTONE HOMES

Broadlands Business Campus, Langhurstwood Road, Horsham, West Sussex RH12 4QP
T: 01403 211240 F: 01403 211733

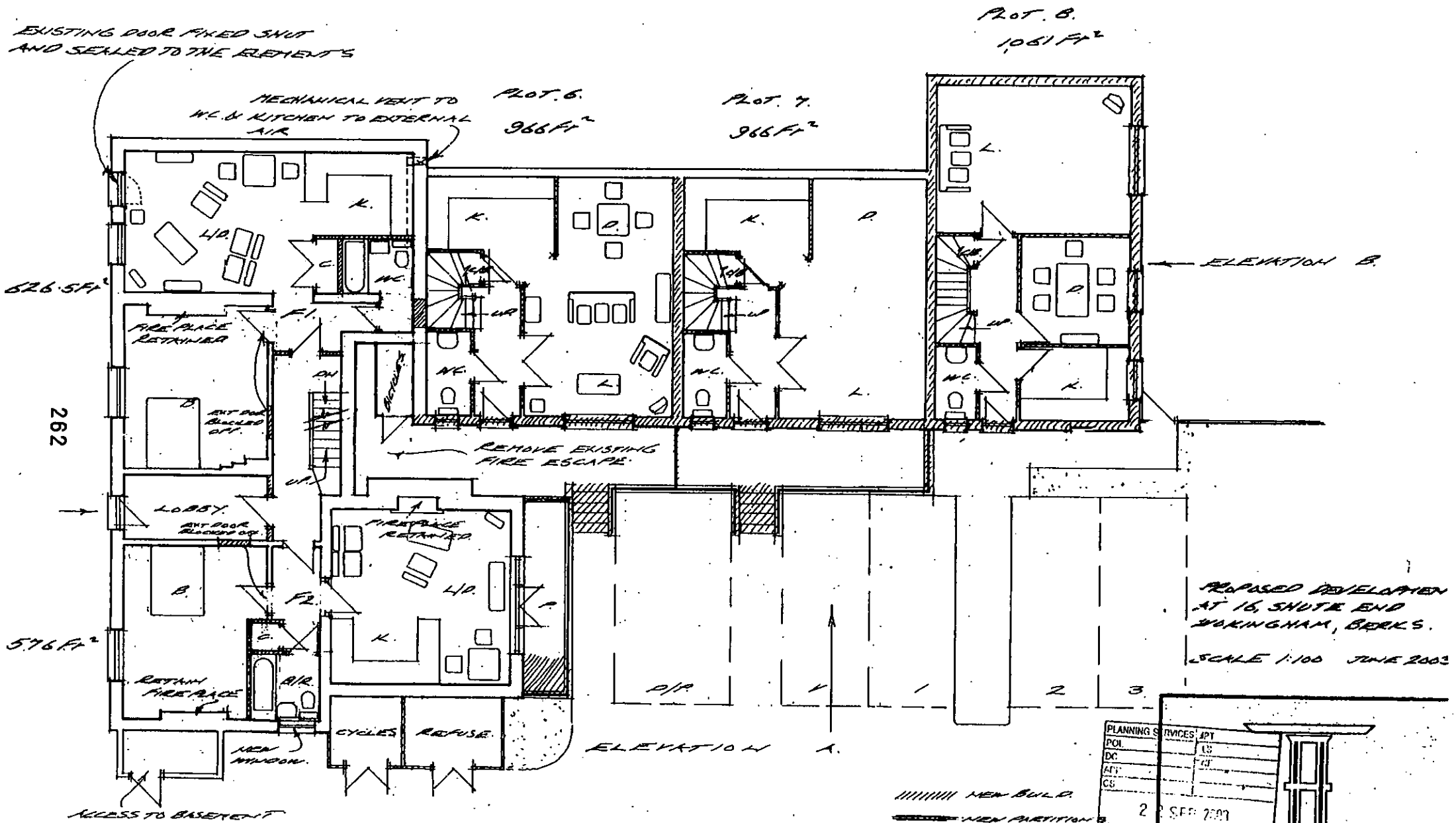

GROUND FLOOR PLAN

PROPOSED DEVELOPMENT AT 16, SHUTE END WOKINGHAM, BERKS.

SCALE 1:100 JUNE 2003

PLANNING SERVICES	APT
POL	
DC	
AP	
CS	

2 SEP 2003

A. 28.8.03 DRAWING REVISED TO SHOW EXISTING FEATURES AND NEW BUILD
B. NEW BUILD AMENDED NOTES ADDED 19.9.03

THIRLSTONE HOMES
Broadlands Business Campus, Langhurstwood Road, Horsham, West Sussex RH12 4QP.
T: 01403 211240 F: 01403 211753

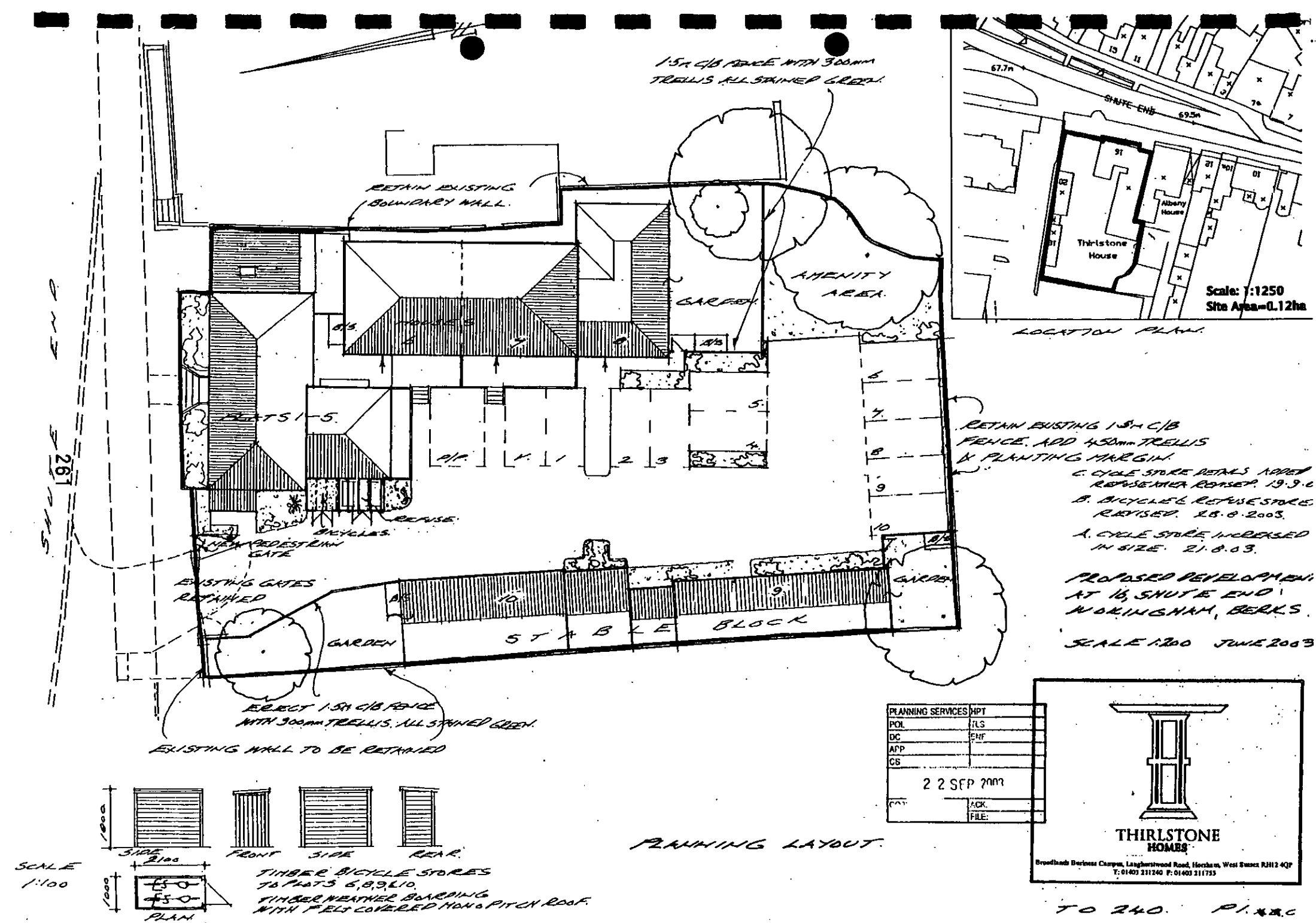
1.5m C/B FENCE WITH 300mm TRELLIS ALL STAINED GREEN.
RETAIN EXISTING BOUNDARY WALL.
AMENITY AREA.
GARDEN
FLATS 1-5.
REFUSE
BICYCLES.
NEW PEDESTRIAN GATE
EXISTING GATES RETAINED
GARDEN
STABLE BLOCK
GARDEN
ERECT 1.5m C/B FENCE WITH 300mm TRELLIS. ALL STAINED GREEN.
EXISTING WALL TO BE RETAINED
SHUTE END
26
67.7m
SHUTE END
69.5m
Albany House
Thirlstone House
Scale: 1:1250
Site Area=0.12ha
LOCATION PLAN.
RETAIN EXISTING 1.5m C/B FENCE. ADD 450mm TRELLIS & PLANTING MARGIN.
C. CYCLE STORE DETAILS AMENDED REFUSE AREA MOVED. 19.9.03
B. BICYCLE & REFUSE STORE REVISED. 28.8.2003.
A. CYCLE STORE INCREASED IN SIZE. 21.8.03.
PROPOSED REDEVELOPMENT AT 16, SHUTE END, WOKINGHAM, BERKS.
SCALE 1:200 JUNE 2003
PLANNING SERVICES HPT
POL TLS
DC ENF
APP
CS
22 SEP 2000
ACK.
FILE:
THIRLSTONE HOMES
Broadlands Business Campus, Langhurstwood Road, Horsham, West Sussex RH12 4QP
T: 01403 211240 F: 01403 211755
1800
SIDE 2100
FRONT
SIDE
REAR
1200
PLAN
SCALE 1:100
TIMBER BICYCLE STORES TO FLATS 6,8,9 & 10.
TIMBER WEATHER BOARDING WITH FELT COVERED HIGH PITCH ROOF.
PLANNING LAYOUT.
TO 240. PLANC

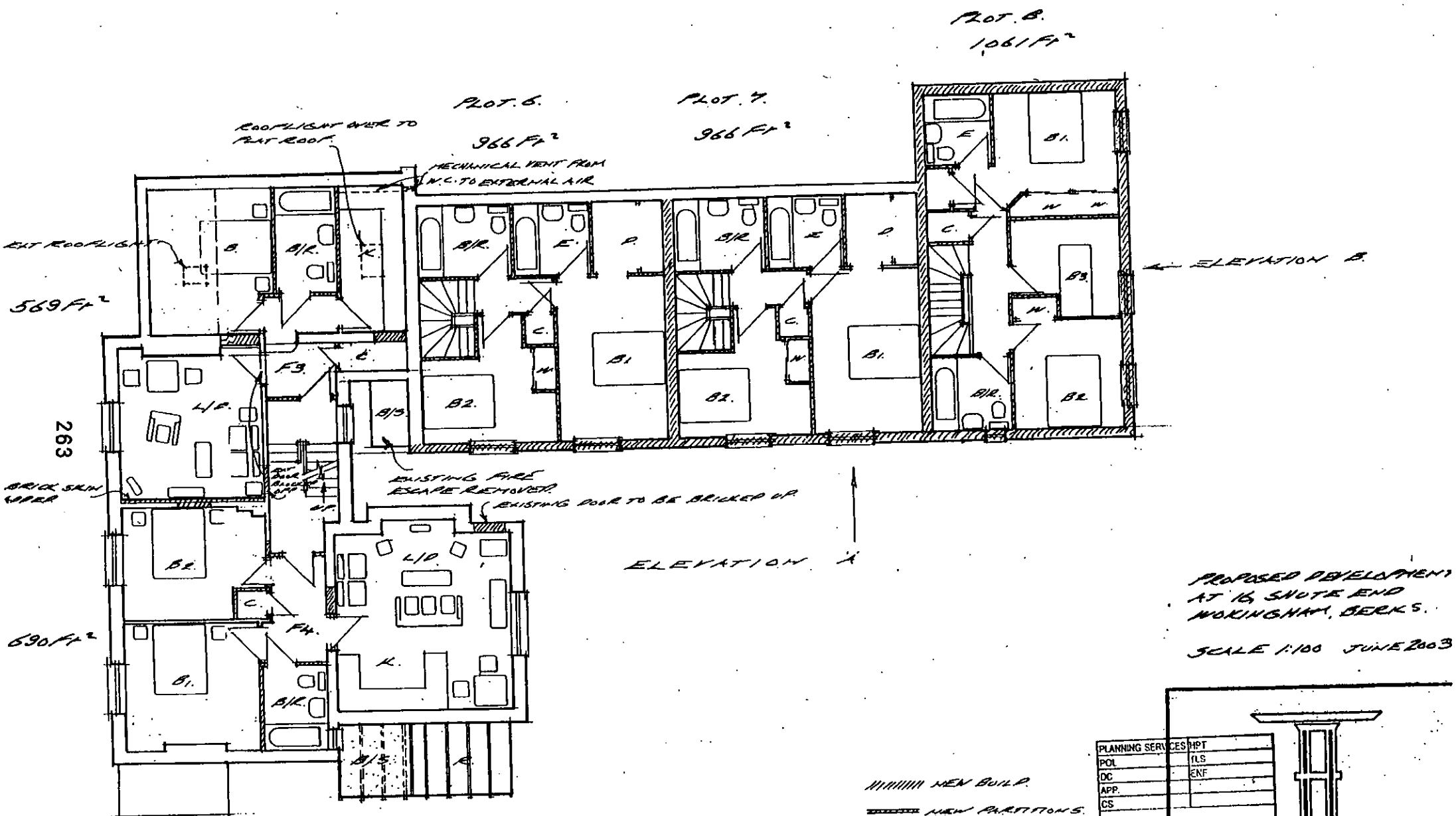

FIRST FLOOR PLAN.

PROPOSED DEVELOPMENT AT 16 SNOTE END WOKINGHAM, BERKS.

SCALE 1:100 JUNE 2003

//////// NEW BUILD.

——— NEW PARTITIONS.

A. 28.8.03. DRAWING REVISED TO SHOW EXISTING FEATURES AND NEW BUILD.

B. NEW BUILD AMENDED NOTES ADDED 19.9.03

PLANNING SERVICES	HPT
POL	TLS
DC	ENF
APP.	
CS	

22 SEP 2003.

COPIES TO: ACK: FILE:

THIRLSTONE HOMES

Broadlands Business Campus, Langhurstwood Road, Horsham, West Sussex RH12 4QD
T: 01403 211240 F: 01403 211753

TO 240 P.3.x.b



FRONT ELEVATION.

REVISED PLAN
--8266
--8267

PLANNING
POL
DC
AFP
CS
29 AUG 2003
COPIES TO
ACK
FILE

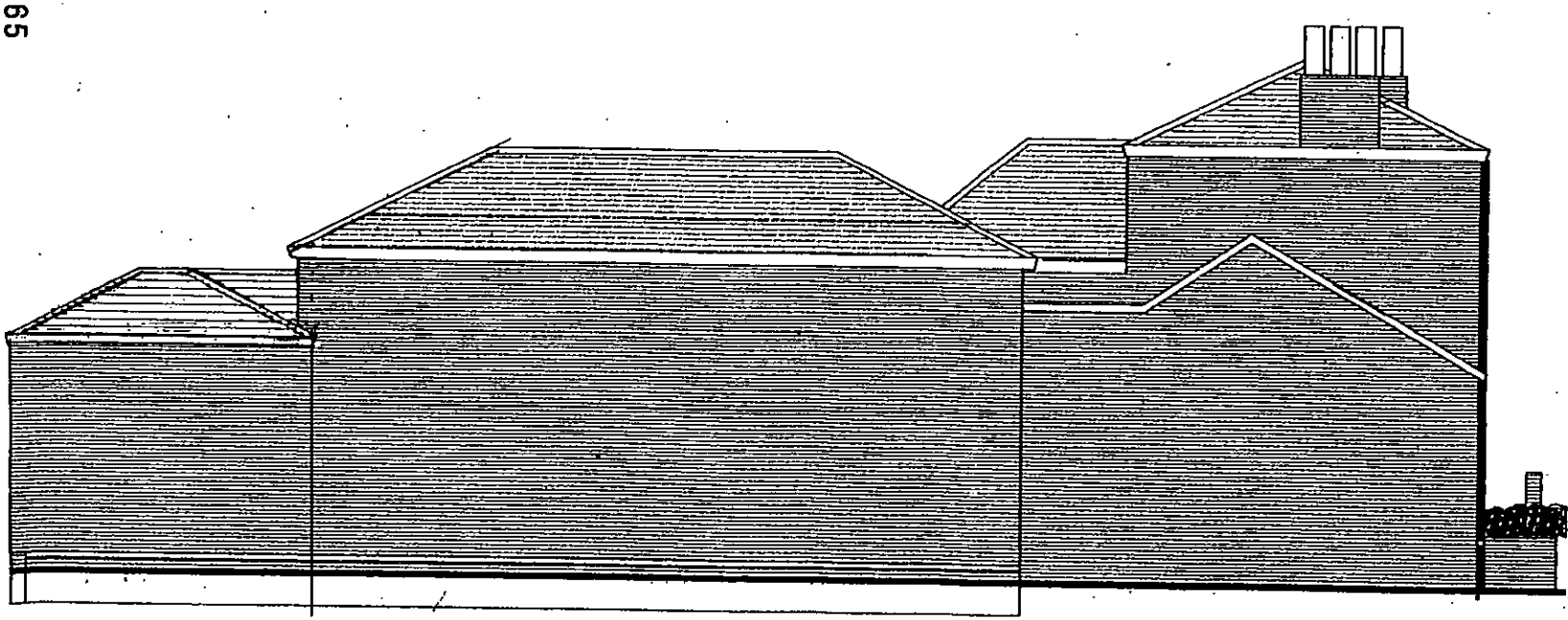

SIDE ELEVATION.

PROPOSED DEVELOPMENT
AT 14 SHUTE END
WOKINGHAM, BERKS.

SCALE 1:100 JUNE 2003.

THIRLSTONE
HOMES
Broadlands Business Campus, Langhurstwood Road, Horsham, West Sussex RH12 4QP
T: 01403 211240 F: 01403 211753

A. 28.8.03. ROOFLIGHTS ATTACHED

TO. 240 P&1



This map is based upon Ordnance Survey material with the permission of Ordnance Survey on behalf of the Controller of HMSO. © Crown Copyright. Unauthorised reproduction infringes Crown Copyright and may lead to prosecution or civil proceedings.Wokingham District Council Licence LA086134

Development Control,Wokingham District Council.

9 January 2003

Scale: 1 : 1250

N W E S

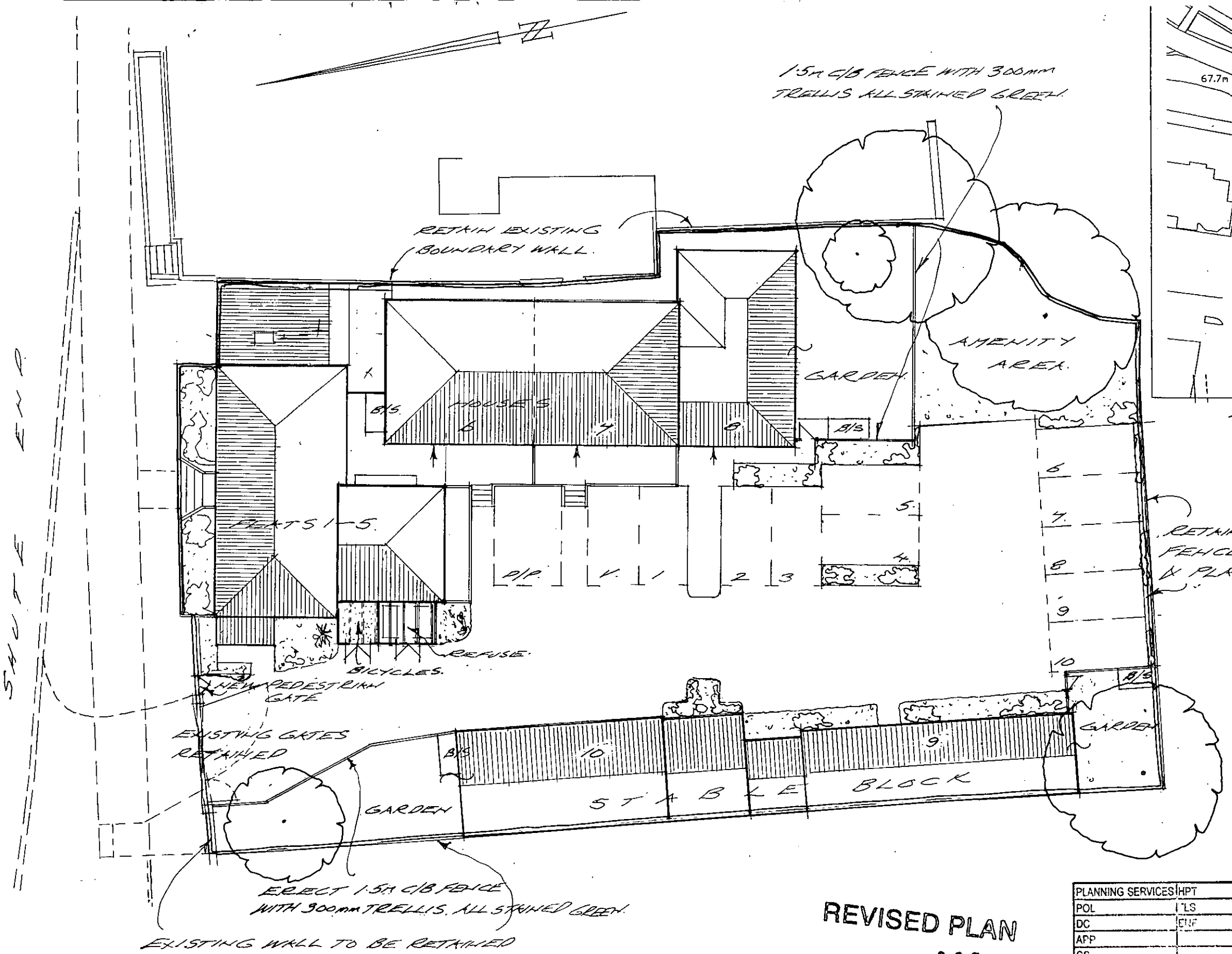

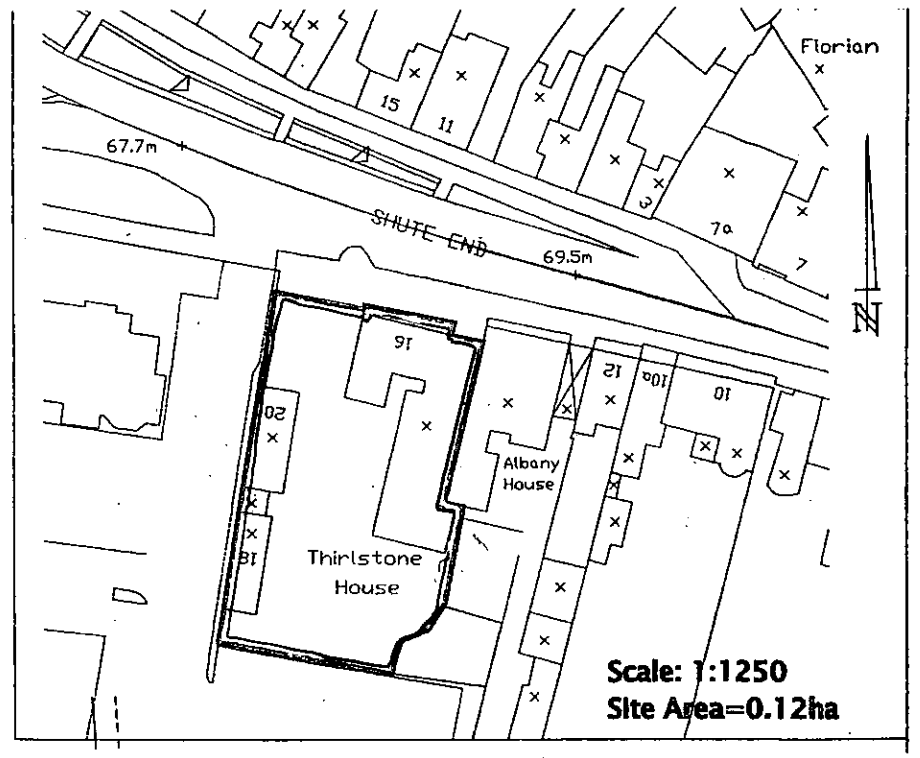

LOCATION PLAN.

RETAIN EXISTING 1.5m C/B FENCE. ADD 450mm TRELLIS & PLANTING MARGIN.

C. CYCLE STORE DETAILS ADDED REFUSE AREA REVISED. 19.9.03.

B. BICYCLE & REFUSE STORES REVISED. 28.8.2003.

A. CYCLE STORE INCREASED IN SIZE. 21.8.03.

PROPOSED DEVELOPMENT AT 16, SHUTE END WOKINGHAM, BERKS.

SCALE 1:200 JUNE 2003

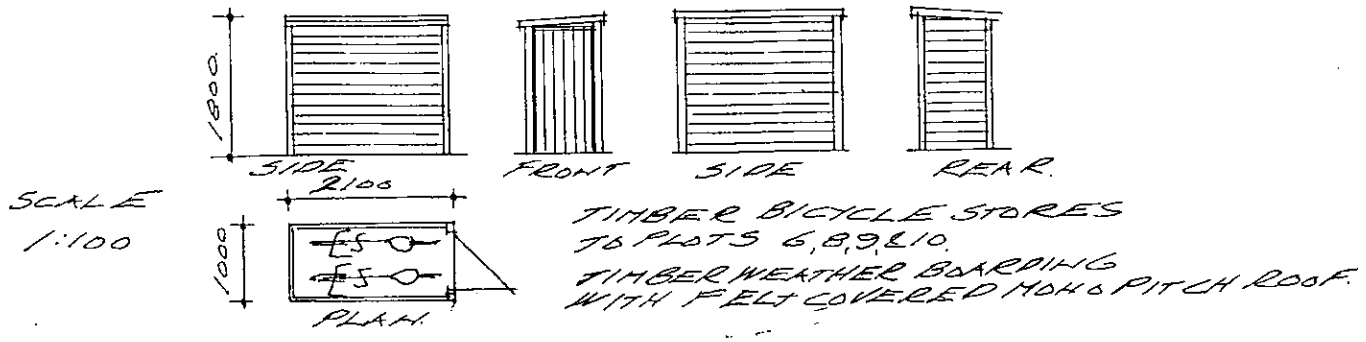

SCALE 1:100

TIMBER BICYCLE STORES TO PLOTS 6,8,9,&10.
TIMBER WEATHER BOARDING WITH FELT COVERED MONO PITCH ROOF.

REVISED PLAN
--8267
--8266

PLANNING SERVICES	HPT
POL	FLS
DC	ENF
APP	
CS	
22 SEP 2003	
COD	ACK.
	FILE.

PLANNING LAYOUT

APPROVED

THIRLSTONE HOMES

Broadlands Business Campus, Langhurstwood Road, Horsham, West Sussex RH12 4QP
T: 01403 211240 F: 01403 211753

TO 240. P1. ~~A~~ C

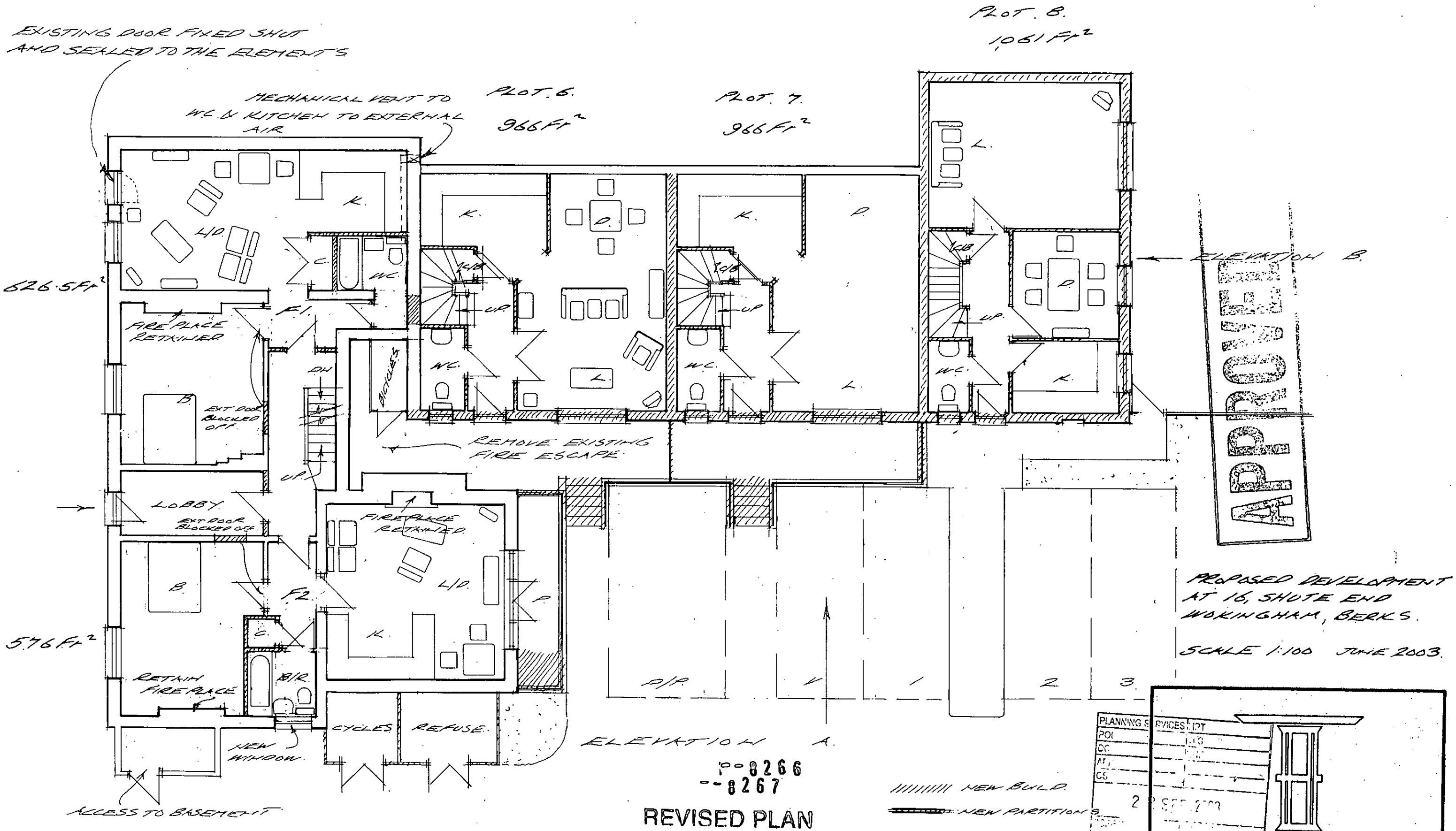

P-8266
-8267

REVISED PLAN

GROUND FLOOR PLAN.

A. 28.8.03 DRAWING REVISED TO SHOW EXISTING FEATRES AND NEW BUILD.
B. NEW BUILD AMENDED NOTES ADDED 19.9.03.

TO 240 P2.xB.

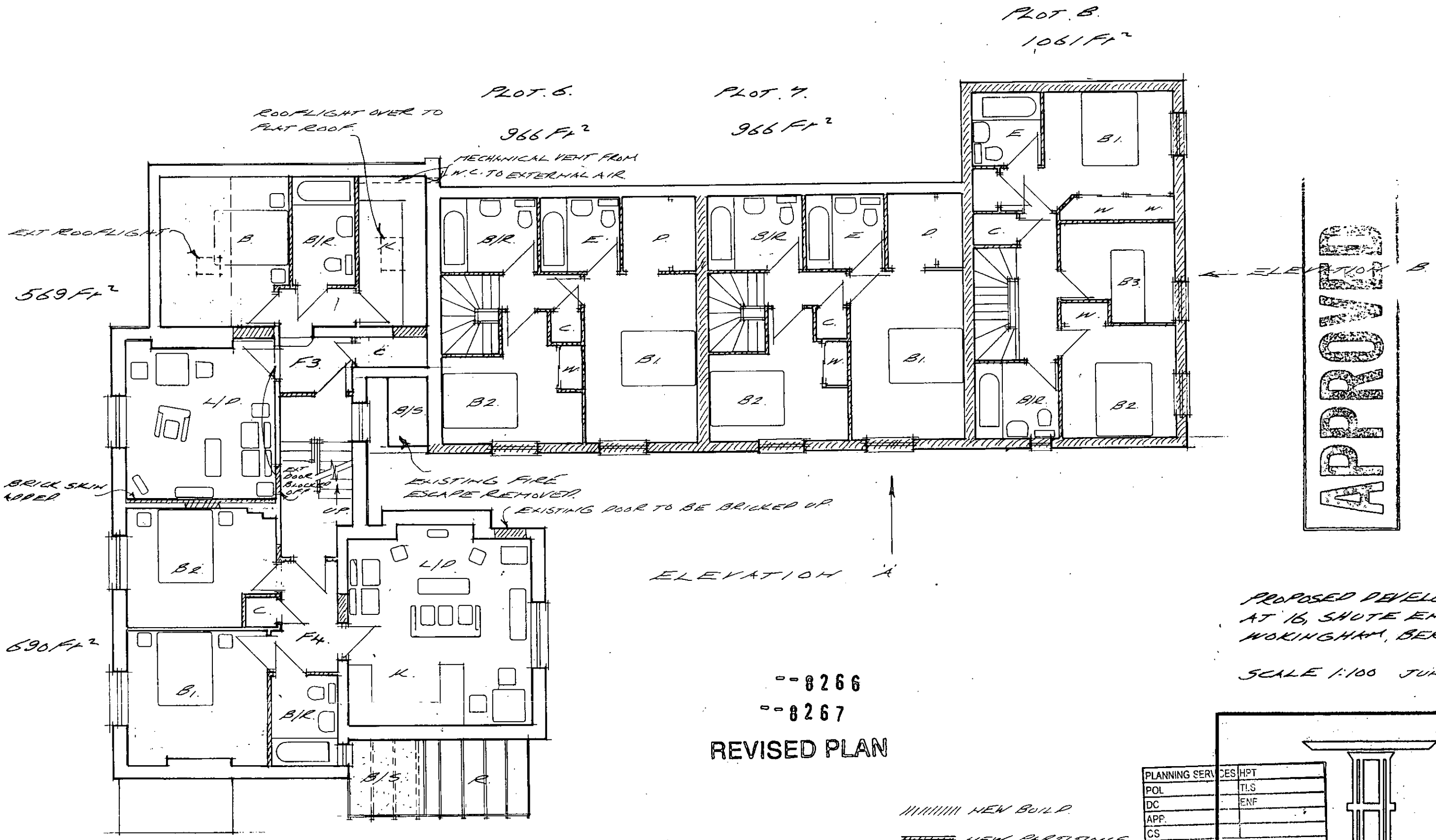

PROPOSED DEVELOPMENT AT 16, SHUTE END WOKINGHAM, BERKS.

SCALE 1:100 JUNE 2003.

--8266
--8267

REVISED PLAN

FIRST FLOOR PLAN.

|||||||||| NEW BUILD.

NEW PARTITIONS.

A. 28.8.03. DRAWING REVISED TO SHOW EXISTING FEATURES AND NEW BUILD.

B. NEW BUILD AMENDED NOTES ADDED 19.9.03

PLANNING SERVICES	HPT
POL	TLS
DC	ENF
APP.	
CS	
22 SEP 2003	
COPIES TO	ACK:
	FILE:

THIRLSTONE HOMES

Broadlands Business Campus, Langhurstwood Road, Horsham, West Sussex RH12 4QP
T: 01403 211240 F: 01403 211753

TO 240 P.3 & 8

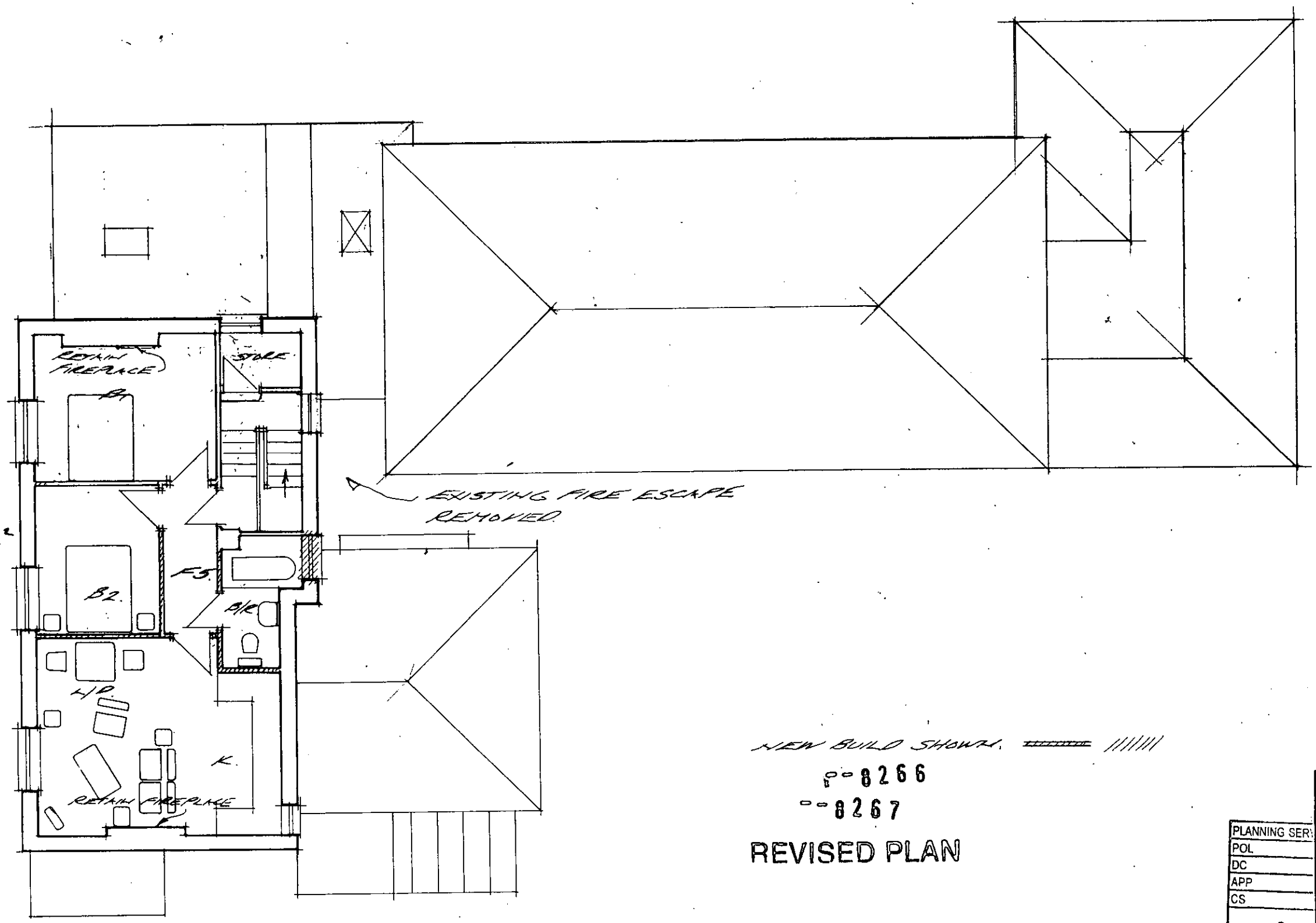

SECOND FLOOR PLAN.

NEW BUILD SHOWN. ////////

P-8266

P-8267

REVISED PLAN

B. FIRE ESCAPE NOTE ADDED NEW BUILD AMENDED 19·3·03

A. 28·8·03.
DRAWING REVISED TO SHOW EXISTING FEATURES AND NEW BUILD.

PROPOSED DEVELOPMENT AT 16, SHUTE END WOKINGHAM. BERKS.

SCALE 1:100 JUNE 2003

PLANNING SERVICES
POL
DC
APP
CS
22 SEP 2003
COPIES TO
FILE:

THIRLSTONE HOMES

Broadlands Business Campus, Langhurstwood Road, Horsham, West Sussex RH12 4QP
T: 01403 211240 F: 01403 211753

TO. 240. P4.X.8.



ELEVATION 'A'



ELEVATION 'B'

--8266
--8267

REVISED PLAN

A. REFUSE STORE ADDED 19.9.03.

PROPOSED DEVELOPMENT
AT 16, SHUTE END
WOKINGHAM, BERKS.

SCALE 1:100 JUNE 2003.

PLANNING
22 SEP 2003
CC

THIRLSTONE
HOMES
Broadlands Business Campus, Langhurstwood Road, Horsham, West Sussex RH12 4QP
T: 01403 211240 F: 01403 211753

TO 240. P.S.A.



FRONT ELEVATION.

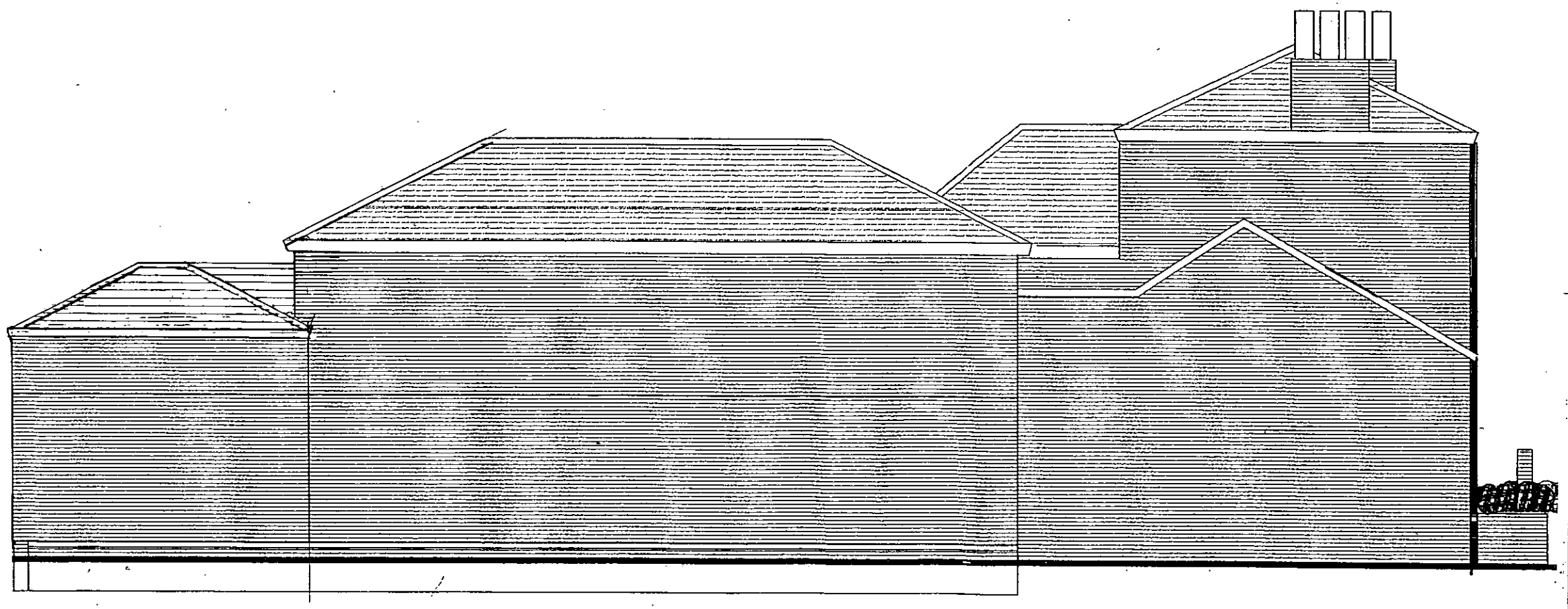

SIDE ELEVATION.

A. 28.8.03. ROOFLIGHTS AMENDED

APPROVED

REVISED PLAN

--8266

--8267

PLANNING SERVICES	HPT
POL	TLS
DC	PNF
APP	
GS	
COM	

29 AUG 2003

PROPOSED DEVELOPMENT AT 16 SHUTE END WOKINGHAM, BERKS.

SCALE 1:100 JUNE 2003.

THIRLSTONE HOMES

Broadlands Business Campus, Langhurstwood Road, Horsham, West Sussex RH12 4QP
T: 01403 211240 F: 01403 211753

TO. 240. P6.1.

APPROVED

REVISED PLAN

--8266

--8267



PLANNING SERVICES	HPT
POL	TLS
DC	ENF
APP	
CS	
29 AUG 2003	
COPIES TO	

STREET ELEVATION.

PROPOSED DEVELOPMENT
AT 16, SHUTE END
WOKINGHAM. BERKS.

SCALE 1:100 JUNE 2003.

A. 28.8.03. ROOFLIGHTS AMENDED.
ENTRANCE GATES REVISED.

THIRLSTONE
HOMES

Broadlands Business Campus, Langhurstwood Road, Horsham, West Sussex RH12 4QP
T: 01403 211240 F: 01403 211753

TO 240. P.T.A.

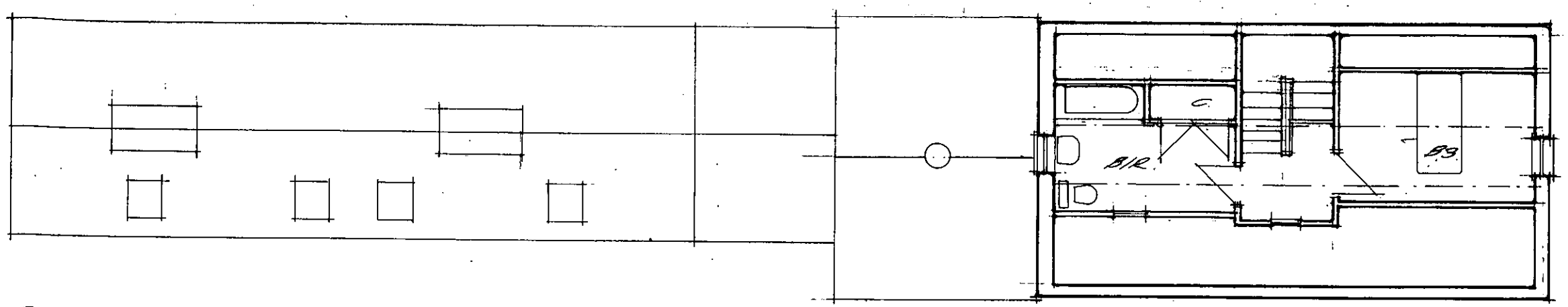

SECOND FLOOR PLAN.

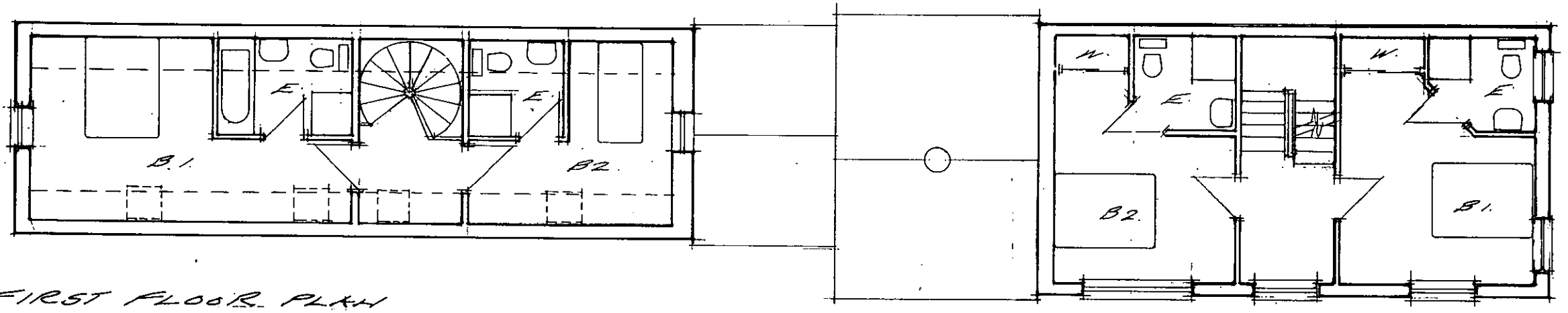

FIRST FLOOR PLAN

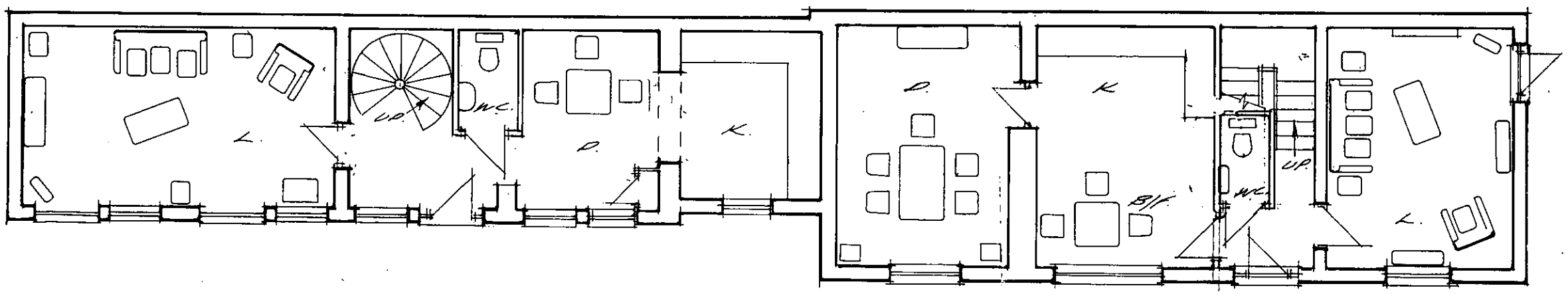

GROUND FLOOR PLAN.

PLANS OF STABLE BLOCK.

APPROVED

REVISED PLAN
8266 D
8267 D

PLANNING SERVICES	
POL	
DC	
APP	
CS	
26 JUN 2003	
COPIES TO	

PROPOSED DEVELOPMENT
AT 16, SHUTE END
WOKINGHAM, BERKS.

SCALE 1:100 JUNE 2003.

THIRLSTONE
HOMES

Broadlands Business Campus, Langhurstwood Road, Horsham, West Sussex RH12 4QP
T: 01403 211240 F: 01403 211753

TO 240. PB.



FRONT ELEVATION

REVISED PLAN

APPROVED

PLANNING SERVICES
POL
DC
APP
CS
22
COPIES TO:



END ELEVATION



END ELEVATION

ELEVATIONS OF STABLE BLOCK.

PROPOSED DEVELOPMENT
AT 16, SHUTE END
WOKINGHAM, BERKS.

SCALE 1:100 JUNE 2003

THIRLSTONE
HOMES
Broadlands Business Campus, Langhurstwood Road, Horsham, West Sussex RH12 4QP
T: 01403 211240 F: 01403 211753

TO 240. P.9.

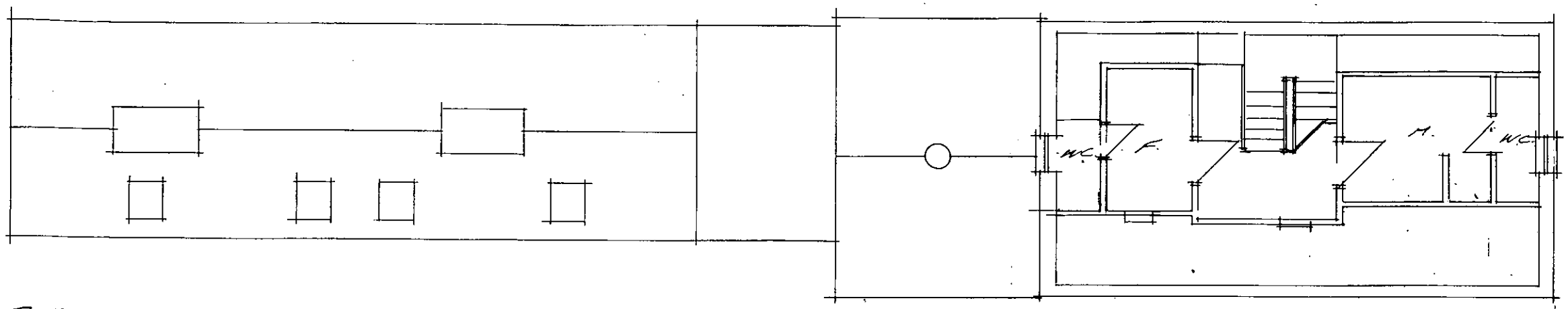

SECOND FLOOR PLAN

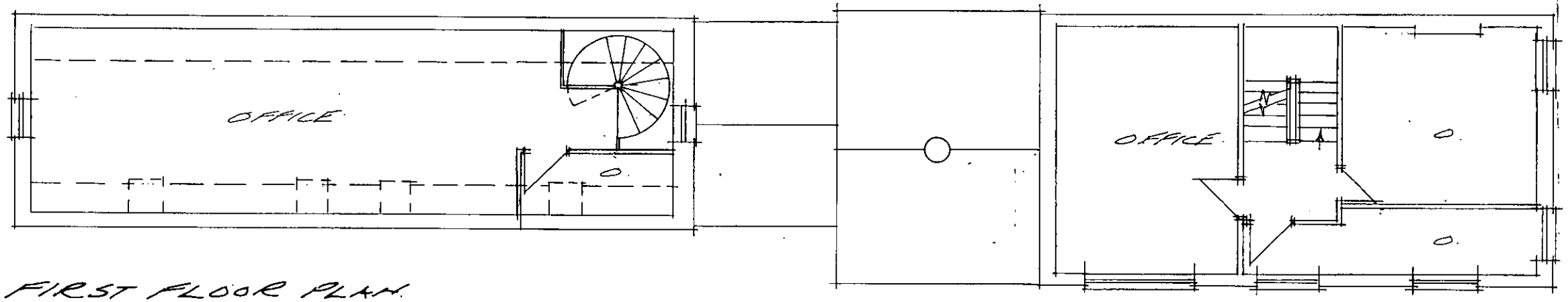

FIRST FLOOR PLAN

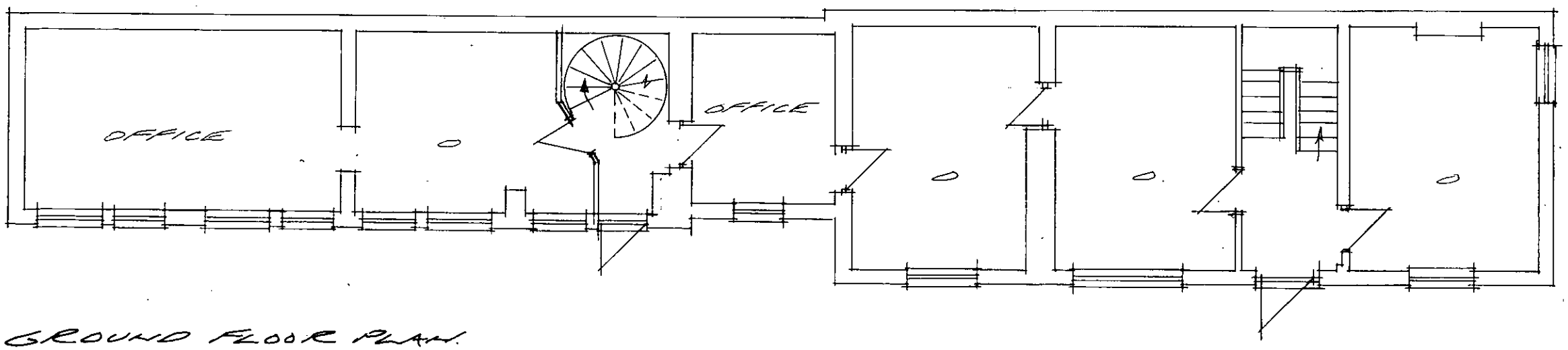

GROUND FLOOR PLAN

PLANS OF STABLE BLOCK
AS EXISTING.

APPROVED

REVISED PLAN
8266
8267

PROPOSED DEVELOPMENT
AT 16, SHUTE END
WOKINGHAM, BERKS.
BERKSHIRE.

SCALE 1:100 JUNE 2003.

THIRLSTONE
HOMES
Broadlands Business Campus, Langhurstwood Road, Horsham, West Sussex RH12 4QP
T: 01403 211240 F: 01403 211753

TO 240 P10.

ADDITIONAL PLAN

--8266

--8267

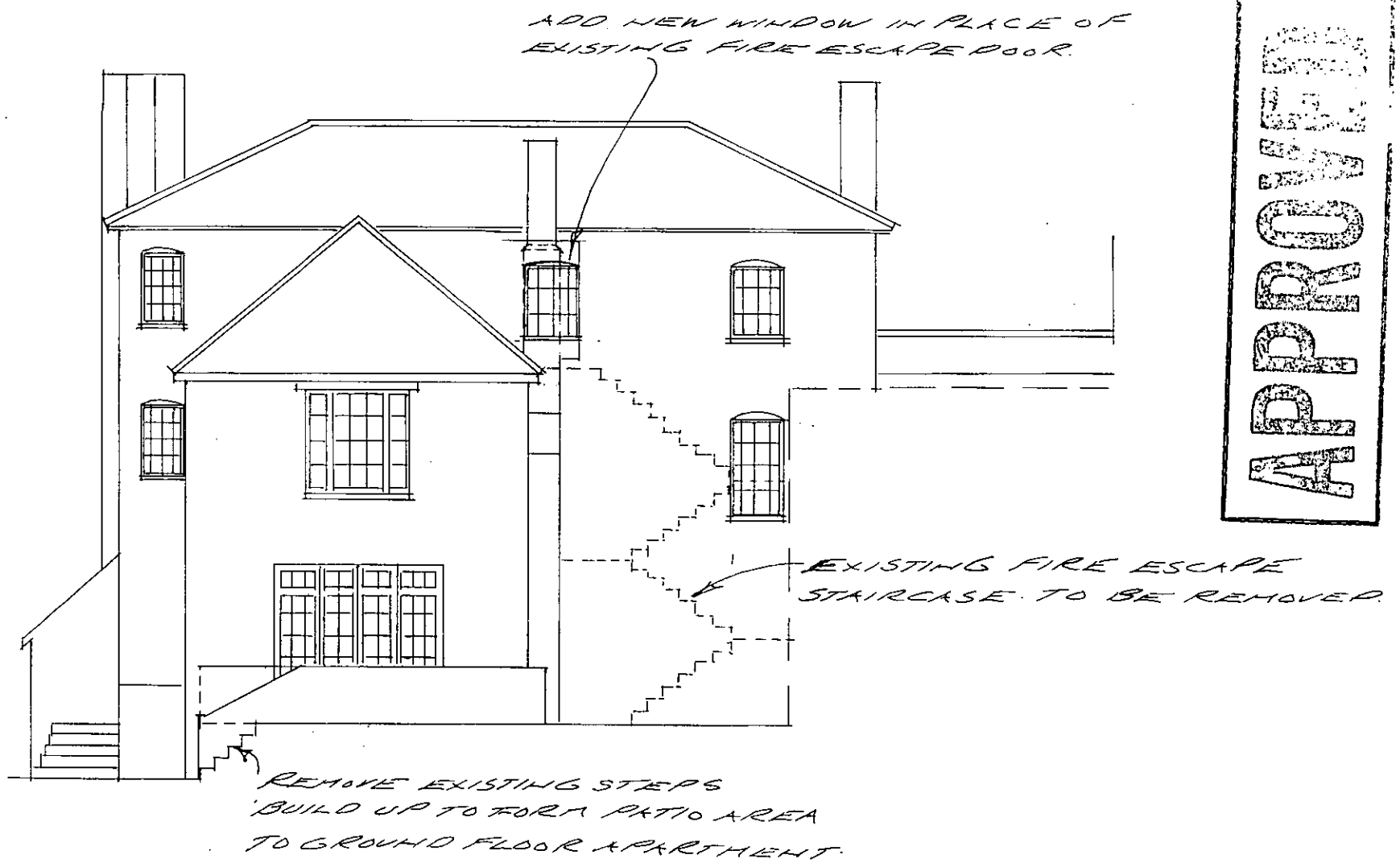

EXISTING SOUTHERN ELEVATION.

APPROVED

PLANNING SERVICES HQT
RO
DC
CC
22 AUG 2003

PROPOSED DEVELOPMENT
AT 16, SHUTE END
WOKINGHAM, BERKS.

SCALE 1:100

THIRLSTONE
HOMES

Broadlands Business Campus, Langhurstwood Road, Horsham, West Sussex RH12 4QP
T: 01403 211240 F: 01403 211753

TO 240 P.11.



COVERED STAIRCASE TO BASEMENT

NEW WINDOW.

BICYCLE STORE & REFUSE STORE.

WEST ELEVATION.

RENDERED ELEVATIONS

A. BICYCLE & REFUSE STORE REVISED 19.9.03

GREEN STAINED TIMBER BOARDING AND GATES. STAINED TIMBER PERGOLA OVER, ROOF OVER BICYCLE AREA.

PROPOSED DEVELOPMENT AT 16, SHUTE END WOKINGHAM, BERKS.

SCALE 1:100 AUG 2003.

PROPOSED WESTERN ELEVATION.

THIRLSTONE HOMES

Broadlands Business Campus, Langhurstwood Road, Horsham, West Sussex RH12 4QP
T: 01403 211240 F: 01403 211753

00/8267
00/8266

REVISED PLAN

TO 240. P.12.A.



ADDITIONAL PLAN

--8266

--8267

PLANNING SERVICE
POL
DC
CS
29 AUG 2
CONSULT

WEST ELEVATION

PROPOSED DEVELOPMENT
AT 16, SHUTE END
WOKINGHAM, BERKS.

SCALE 1:100 AUG 2003

EXISTING WESTERN ELEVATION.

THIRLSTONE
HOMES
Broadlands Business Campus, Langhurstwood Road, Horsham, West Sussex RH12 4QP
T: 01403 211240 F: 01403 211753

TO 240. P/H. 13

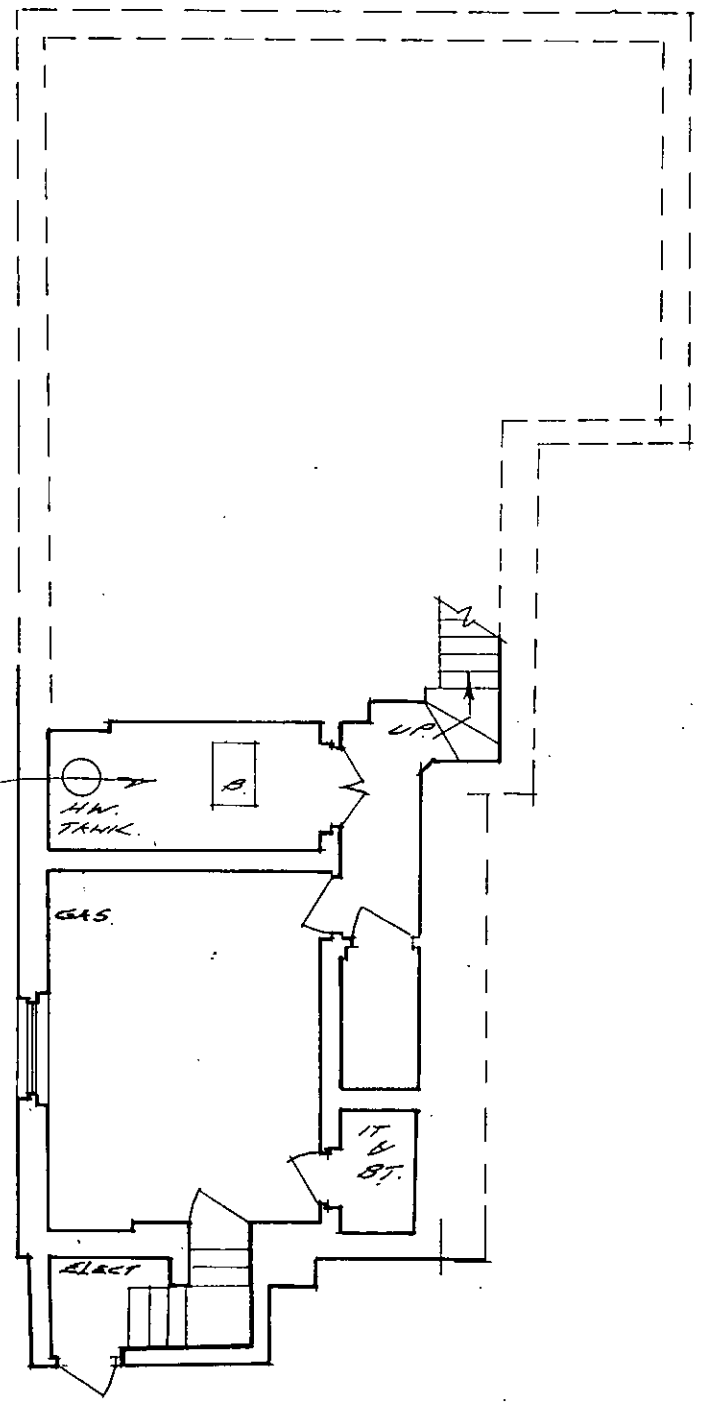

EXISTING CENTRAL HEATING SYSTEM TO BE REMOVED

BASEMENT.

--8266
--8267

REVISED PLAN

PROPOSED DEVELOPMENT AT 16, SHUTE END WOKINGHAM BERKS.

SCALE 1:100 SEPT 2003

PLANNING PERMISSION REQ.
FC:
DC:
AC:
SS:
22 SEP 2003
COPIES TO:
AGK:
FILE:

THIRLSTONE HOMES
Broadlands Business Campus, Langhurstwood Road, Horsham, West Sussex RH12 4QP
T: 01403 211240 F: 01403 211753

TO 240 P14.

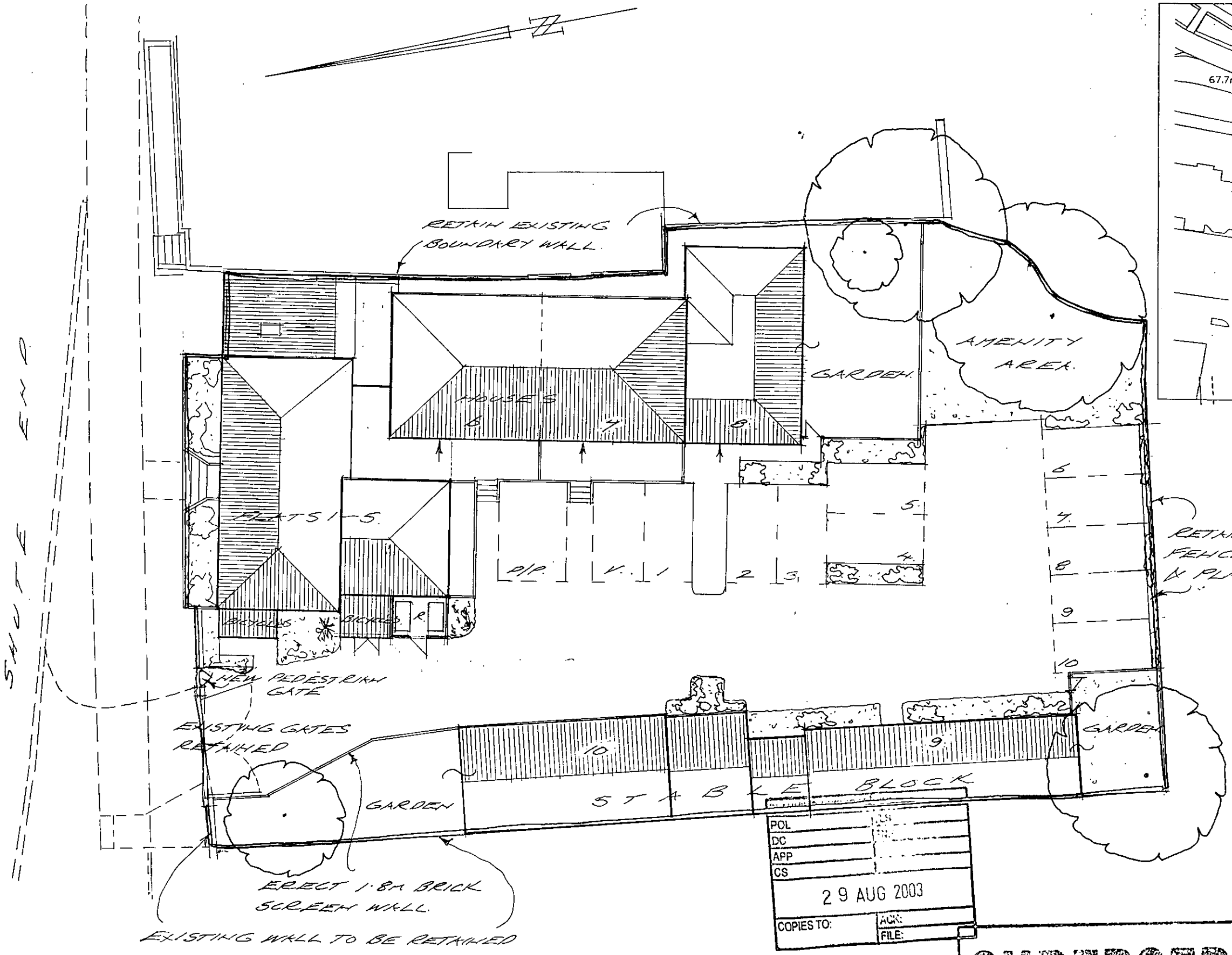

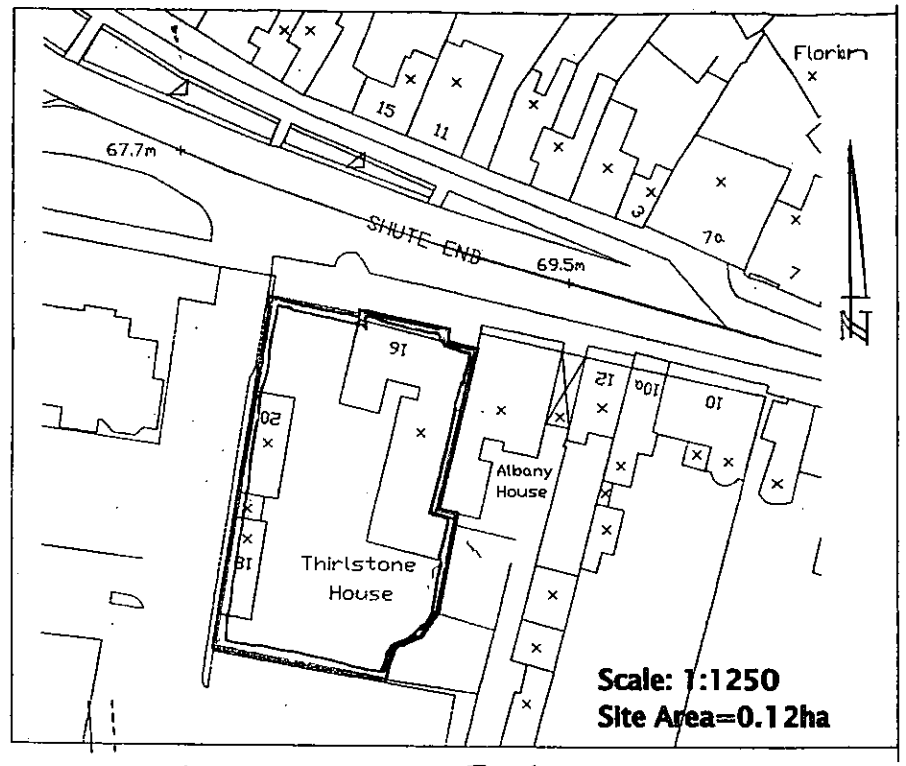

LOCATION PLAN.

REVISED PLAN

--8266

--8267

RETAIN EXISTING 1.5m C/B FENCE. ADD 450mm TRELLIS & PLANTING MARGIN.

B. BICYCLE & REFUSE STORES REVISED. 28.8.2003.

A. CYCLE STORE INCREASED IN SIZE. 21.8.03.

PROPOSED DEVELOPMENT AT 16, SHUTE END WOKINGHAM, BERKS.

SCALE 1:200 JUNE 2003

POL
DC
APP
CS
29 AUG 2003
COPIES TO:
ACK:
FILE:

SUPERSEDED

PLANNING LAYOUT.

THIRLSTONE HOMES

Broadlands Business Campus, Langhurstwood Road, Horsham, West Sussex RH12 4QP
T: 01403 211240 F: 01403 211753

TO 240. P1. *B.

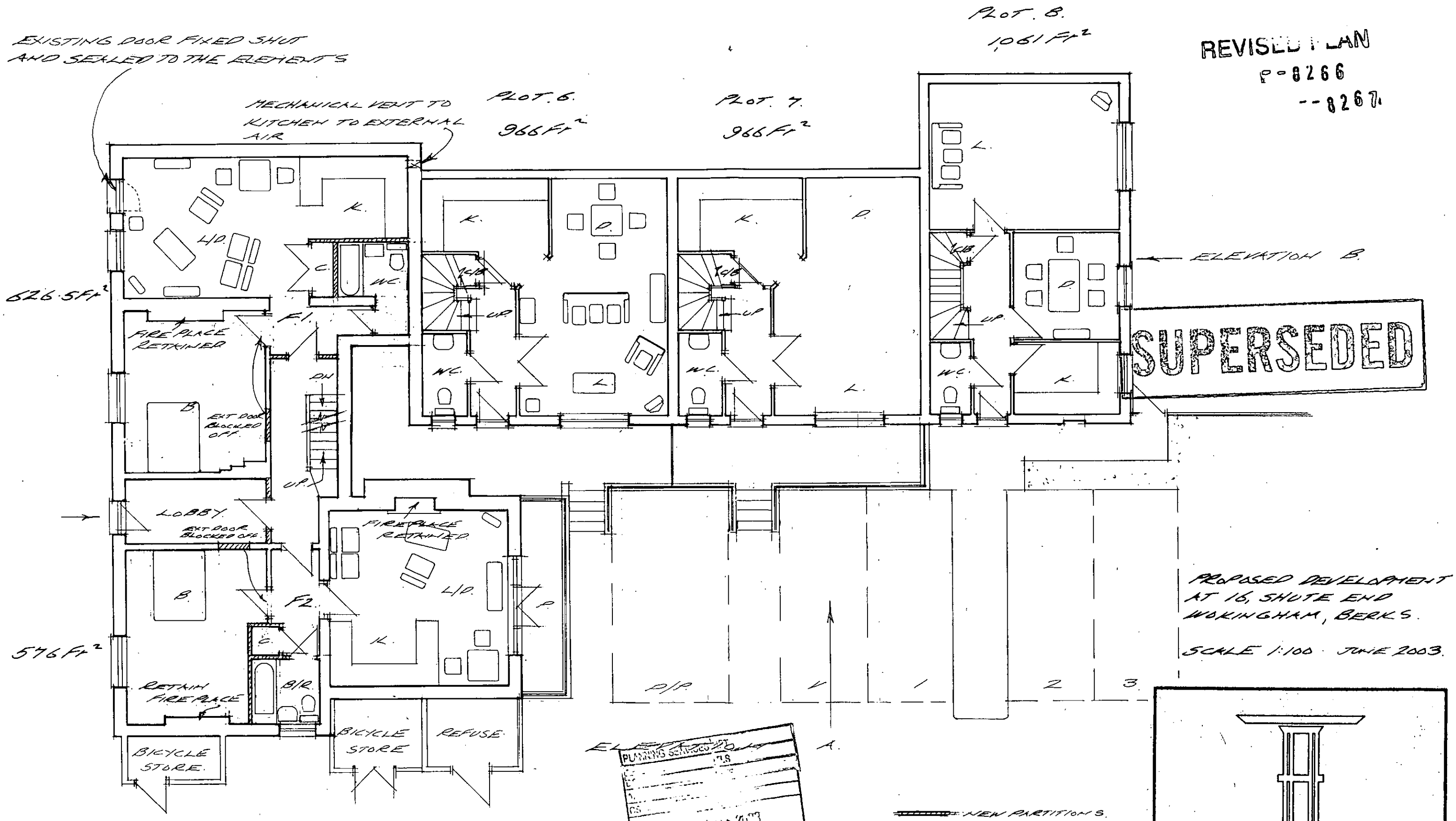

GROUND FLOOR PLAN.

A 28.8.03 DRAWING REVISED TO SHOW EXISTING FEATRES AND NEW BUILD.

PLANNING SERVICES DEPT
29 AUG 2003
COPIES TO

TO 240 P2.A

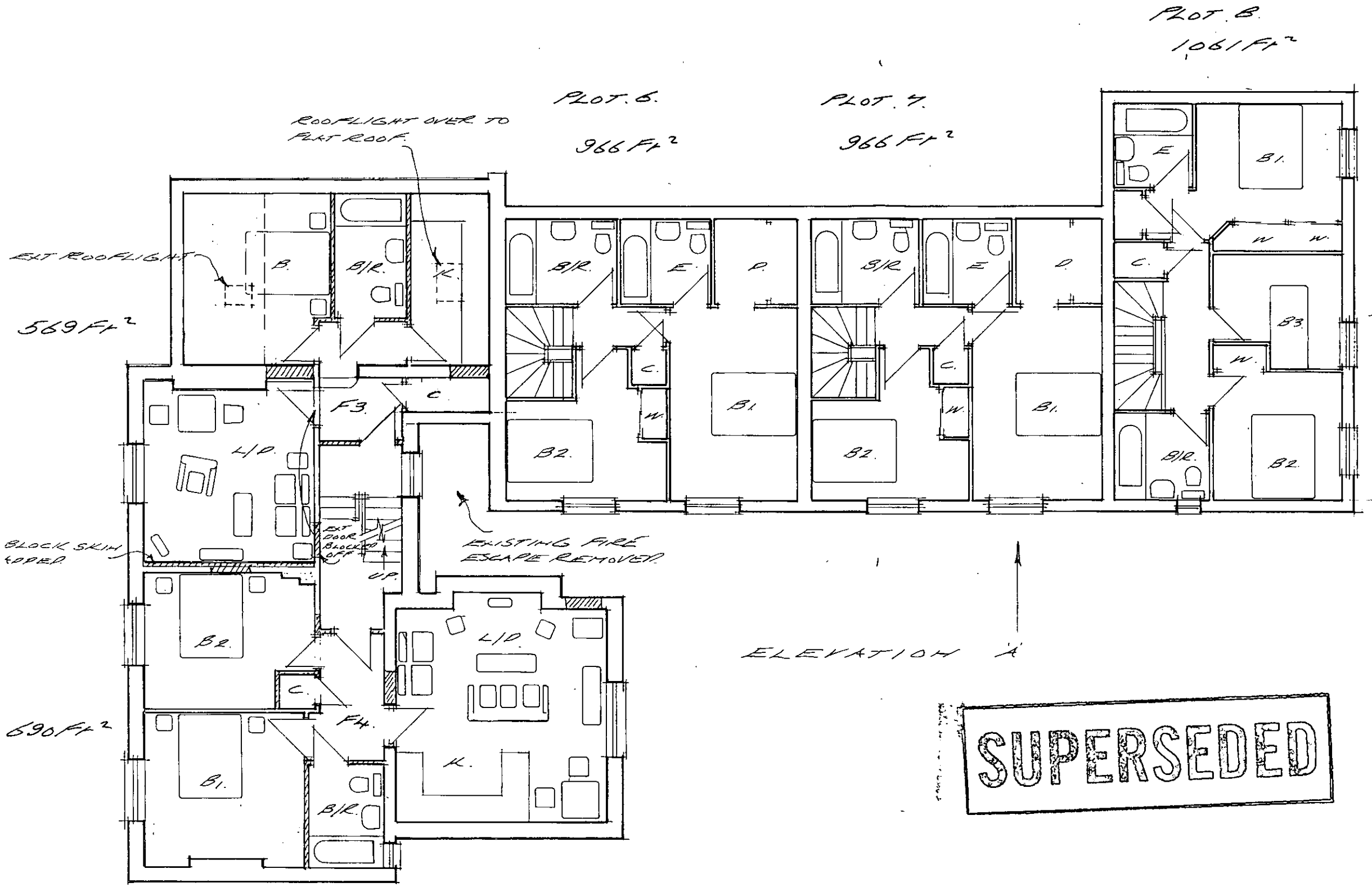

REVISED PLAN

-8266

--8267

PLANNING SERVICES	RPT
POL	
DC	
APP	
CS	
2 ? AUG 2003	
COPIES TO:	ACK:
	FILE:

PROPOSED DEVELOPMENT AT 16, SHUTE END WOKINGHAM, BERKS.

SCALE 1:100 JUNE 2003.

SUPERSEDED

NEW PARTITIONS

FIRST FLOOR PLAN.

A. 28.8.03. DRAWING REVISED TO SHOW EXISTING FEATURES AND NEW BUILD.

THIRLSTONE HOMES

Broadlands Business Campus, Langhurstwood Road, Horsham, West Sussex RH12 4QP
T: 01403 211240 F: 01403 211753

TO 240 P.3.A.

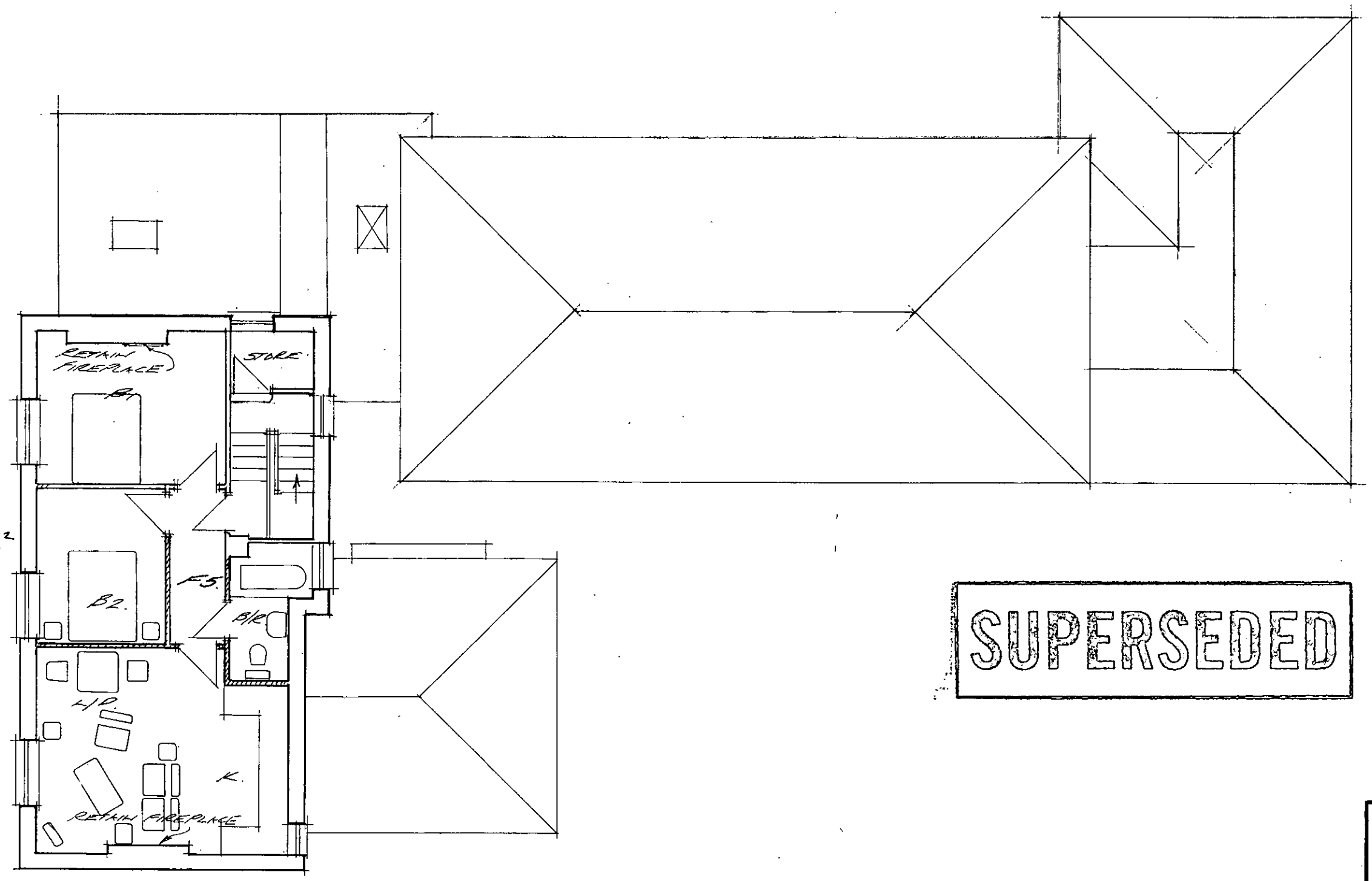

636.6Ft²

REVISED PLAN

P-8266

--8267.

PLANNING SERVICES HPT
POL FLS
DC ENF
APP
CS
29 AUG 2003
COPIES TO

SUPERSEDED

PROPOSED DEVELOPMENT AT 16, SHUTE END WOKINGHAM. BERKS.

SCALE 1:100 JUNE 2003

SECOND FLOOR PLAN.

A. 28.8.03.
DRAWING REVISED TO SHOW EXISTING FEATURES AND NEW BUILD.

THIRLSTONE HOMES
Broadlands Business Campus, Langhurstwood Road, Horsham, West Sussex RH12 4QP
T: 01403 211240 F: 01403 211753

TO. 240. P.A.

REVISED PLAN
8267



ELEVATION 'A'



ELEVATION 'B'

SUPERSEDED

PLANNING SERVICES HPT
POL
DC
APP
CS
22 AUG
COPIES TO

PROPOSED DEVELOPMENT
AT 16, SHUTE END
WOKINGHAM, BERKS.

SCALE 1:100 JUNE 2003.

THIRLSTONE
HOMES

Broadlands Business Campus, Langhurstwood Road, Horsham, West Sussex RH12 4QP
T: 01403 211240 F: 01403 211753

TD 2ND. P5

ADDITIONAL PLAN

--8266

--8267

SUPERSEDED



PLANNING SERVICES	HPT
POL	TLS
DC	
APP	
CS	

29 AUG 2003

CONSENT

COVERED STAIRCASE TO BASEMENT CONVERTED TO CYCLE STORE.

NEW WINDOW.

WEST ELEVATION.

RENDERED ELEVATIONS

PROPOSED DEVELOPMENT
AT 16, SHUTE END
WOKINGHAM, BERKS.

SCALE 1:100 AUG 2003.

PROPOSED WESTERN ELEVATION.

THIRLSTONE
HOMES
Broadlands Business Campus, Langhurstwood Road, Horsham, West Sussex RH12 4QP
T: 01403 211240 F: 01403 211753

TO 240. P.12.

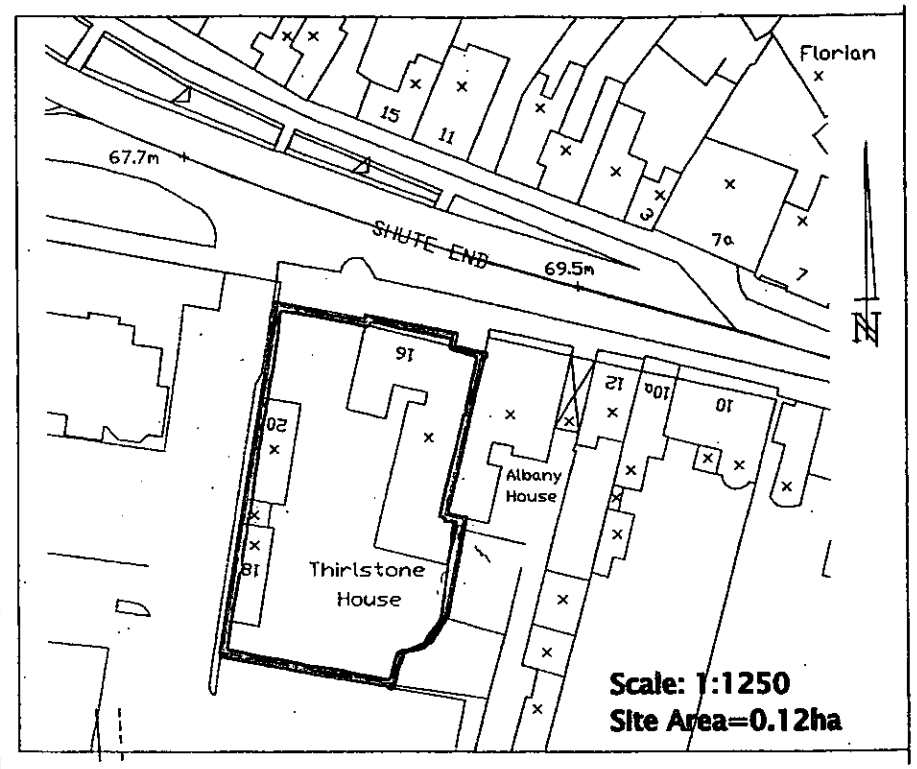

LOCATION PLAN.

SHUTE END

RETAIN EXISTING BOUNDARY WALL.

HOUSES 6 4 6

AMENITY AREA.

GARDEN

FLATS 1-5.

6
5
7
4
8
9
10

P/P. V. 1 2 3

RETAIN EXISTING 1.5m C/B FENCE. ADD 450mm TRELLIS & PLANTING MARGIN.

CYCLE STORE

REFUSE

CYCLE STORE UNDER PITCHED TILED ROOF.

NEW PEDESTRIAN GATE

EXISTING GATES RETAINED

GARDEN

10 STABLE 9 BLOCK

GARDEN

ERECT 1.8m BRICK SCREEN WALL.

EXISTING WALL TO BE RETAINED

SUPERSEDED

PLANNING LAYOUT.

A. CYCLE STORE INCREASED IN SIZE. 21.8.03.

PROPOSED DEVELOPMENT AT 16, SHUTE END WOKINGHAM, BERKS.

SCALE 1:200 JUNE 2003



THIRLSTONE HOMES

Broadlands Business Campus, Langhurstwood Road, Horsham, West Sussex RH12 4QP
T: 01403 211240 F: 01403 211753

TO 240. P1.4

SHUTE END

RETAIN EXISTING BOUNDARY WALL.

HOUSES 6 7 8

GARDEN

AMENITY AREA

FLATS 1-5

P/P

CYCLES

REFUSE

NEW PEDESTRIAN GATE

EXISTING GATES. RETAINED

GARDEN

STABLE BLOCK

GARDEN

ERECT 1·8m BRICK SCREEN WALL.

EXISTING WALL TO BE RETAINED

RETAIN EXISTING 1.5m C/B FENCE. ADD 450mm TRELLIS & PLANTING MARGIN.

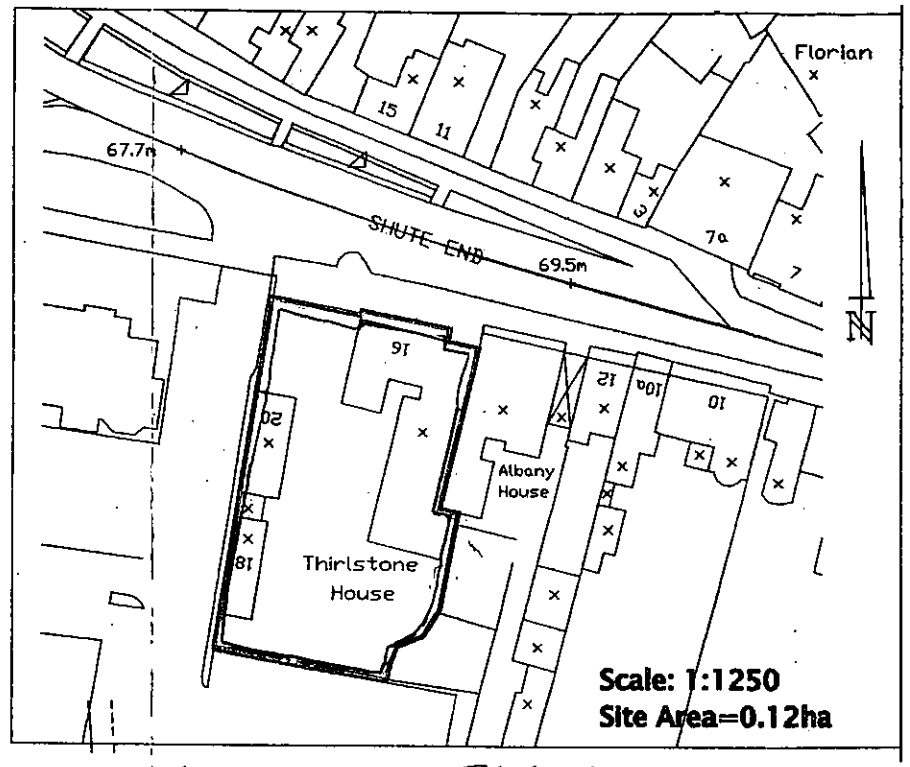

LOCATION PLAN.

PLAN
POL
DC
APP
CS
CC

REVISED PLAN

8266
8267

PROPOSED DEVELOPMENT AT 16, SHUTE END WOKINGHAM, BERKS.

SCALE 1:200 JUNE 2003

SUPERSEDED

PLANNING LAYOUT

THIRLSTONE HOMES

Broadlands Business Campus, Langhurstwood Road, Horsham, West Sussex RH12 4QP
T: 01403 211240 F: 01403 211753

TO 240. P1.

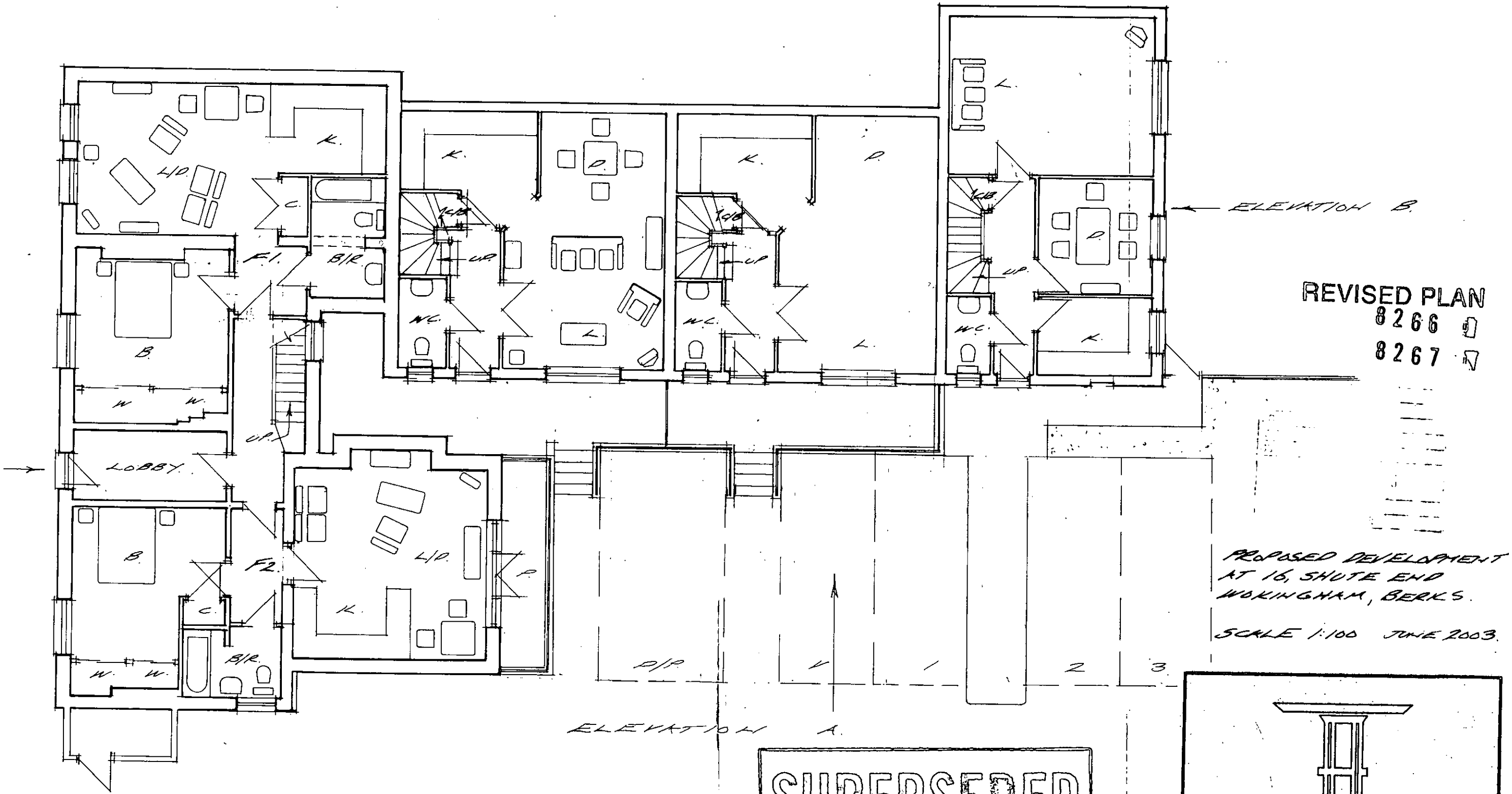

REVISED PLAN
8266
8267

PROPOSED DEVELOPMENT
AT 16, SHUTE END
WOKINGHAM, BERKS.

SCALE 1:100 JUNE 2003.

SUPERSEDED

GROUND FLOOR PLAN

THIRLSTONE
HOMES

Broadlands Business Campus, Langhurstwood Road, Horsham, West Sussex RH12 4QP
T: 01403 211240 F: 01403 211753

TO 240 P2.

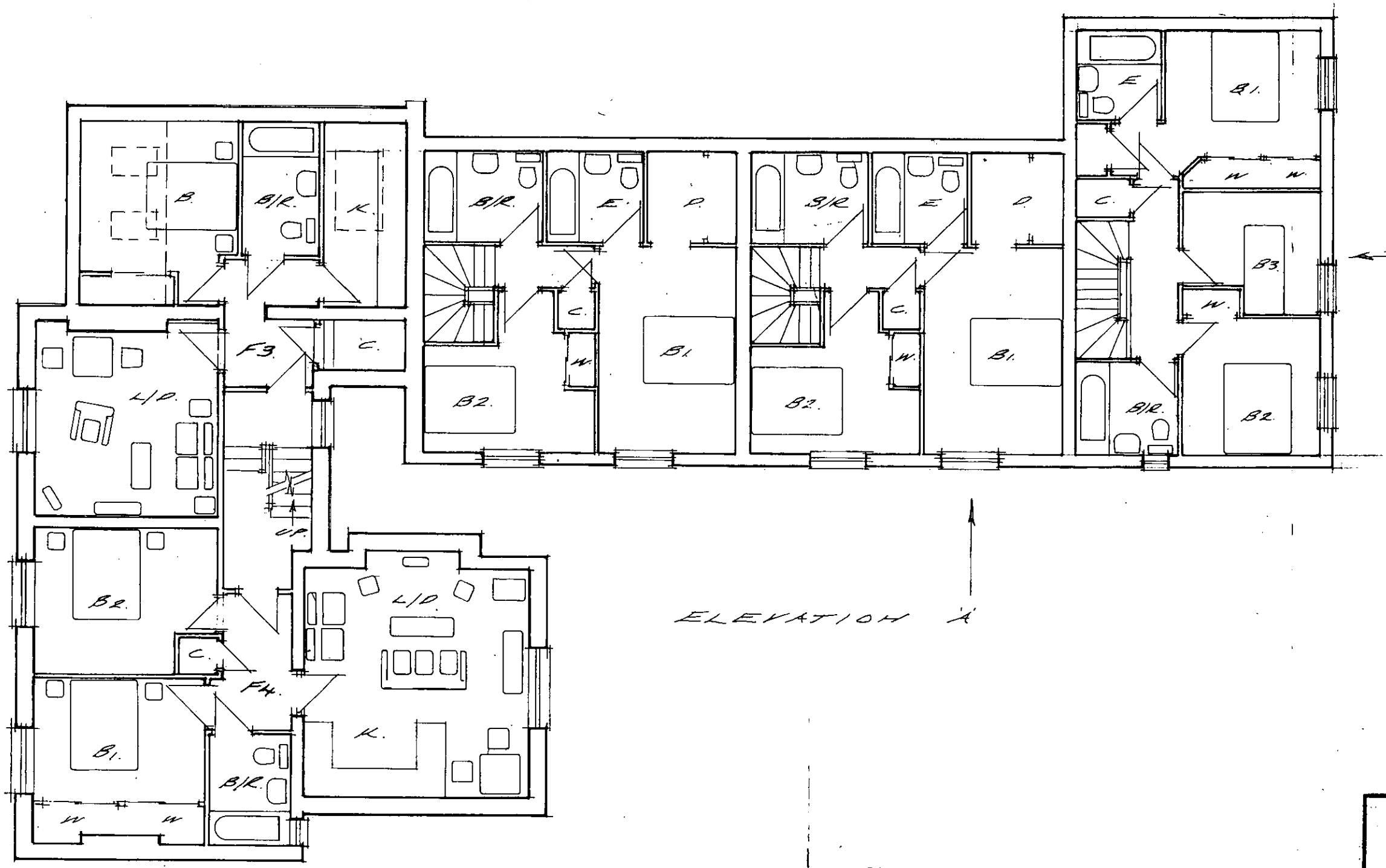

FIRST FLOOR PLAN.

SUPERSEDED

REVISED PLAN

8266 D
8267 D

PLANNING SERVICES	HPT
POL	TLS
DC	SMF
APP	
CS	

26 JUN 2003

COPIED T. ACK. FILE

PROPOSED DEVELOPMENT
AT 16, SHUTE END
WOKINGHAM, BERKS.

SCALE 1:100 JUNE 2003.

THIRLSTONE
HOMES

Broadlands Business Campus, Langhurstwood Road, Horsham, West Sussex RH12 4QP
T: 01403 211240 F: 01403 211753

TO 240 P.3.

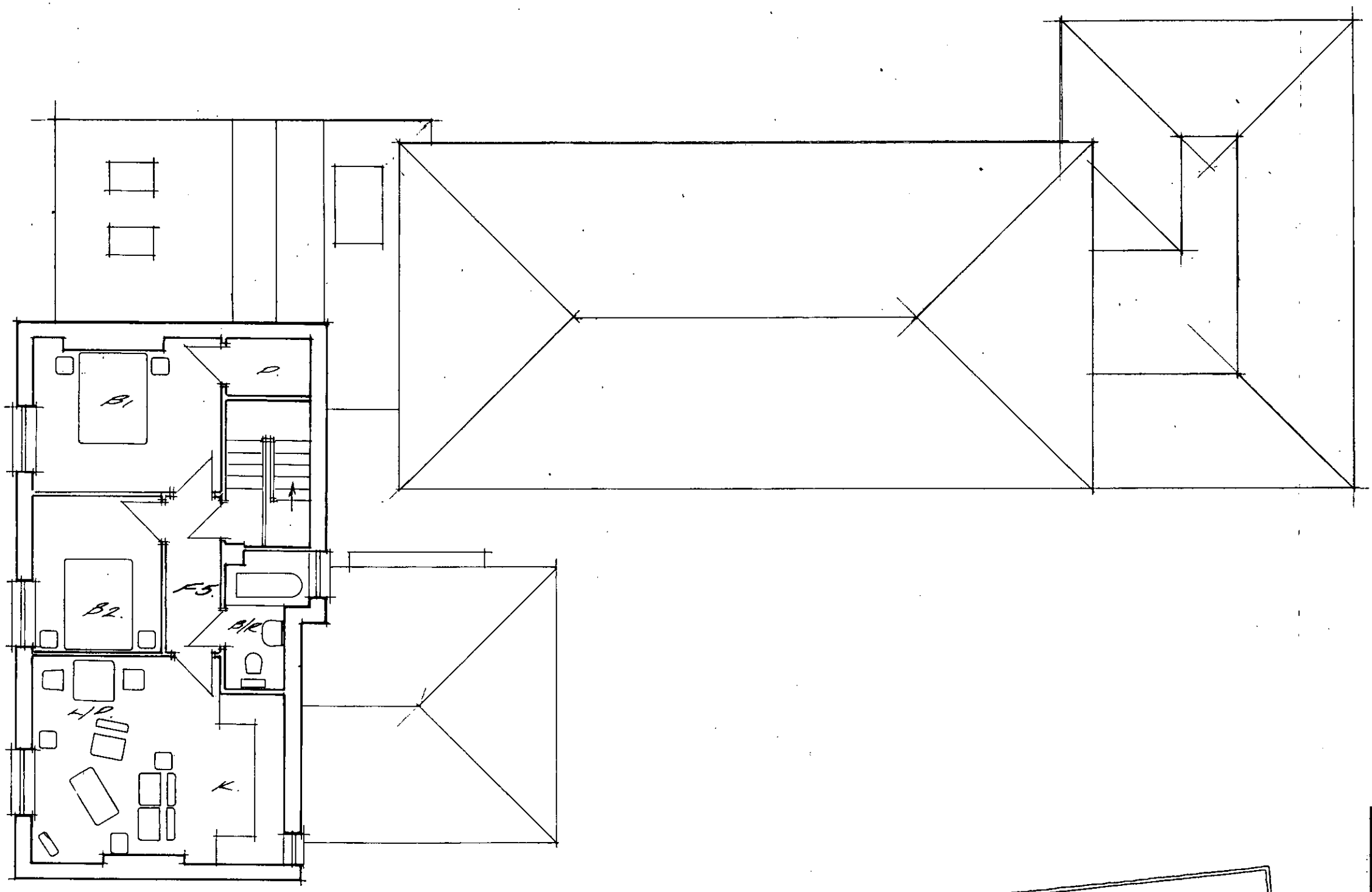

SECOND FLOOR PLAN.

SUPERSEDED

REVISED PLAN
8266
8267

PROPOSED DEVELOPMENT
AT 16, SHUTE END
WOKINGHAM. BERKS.

SCALE 1:100 JUNE 2003

THIRLSTONE
HOMES
Broadlands Business Campus, Langhurstwood Road, Horsham, West Sussex RH12 4QP
T: 01403 211240 F: 01403 211753

TO. 240. P.4.

SUPERSEDED

REVISED PLAN
8266 (1)
8267 (1)

New velux windows to replace existing



FRONT ELEVATION.

8.3

5.8

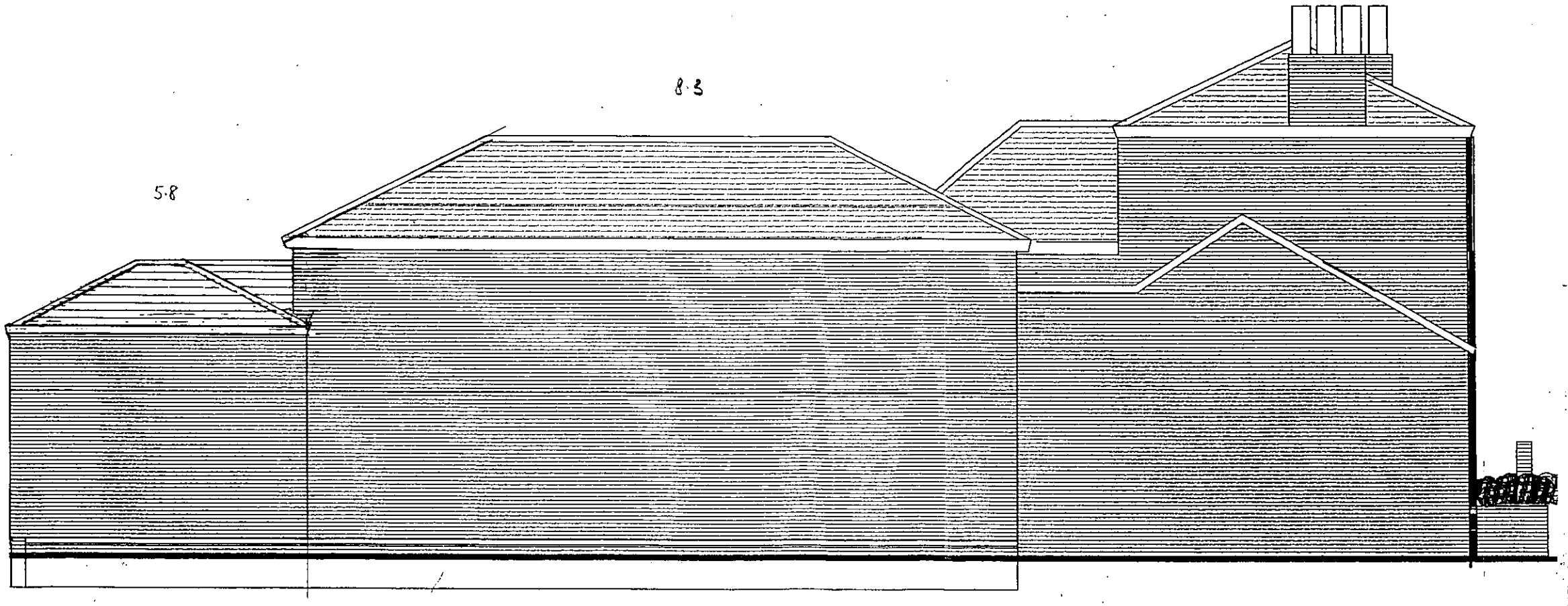

SIDE ELEVATION.

DOMESTIC

PROPOSED DEVELOPMENT
AT 16 SHUTE END
WOKINGHAM, BERKS.

SCALE 1:100 JUNE 2003.

THIRLSTONE
HOMES
Broadlands Business Campus, Langhurstwood Road, Horsham, West Sussex, RH12 4QP
T: 01403 211240 F: 01403 211753

TO. 240. P6.

SUPERSEDED

REVISED PLAN

8266
8267



STREET ELEVATION.

PROPOSED DEVELOPMENT
AT 16, SHUTE END
WOKINGHAM. BERKS.

SCALE 1:100 JUNE 2003.

THIRLSTONE
HOMES
Broadlands Business Campus, Langhurstwood Road, Horsham, West Sussex RH12 4QP
T: 01403 211240 F: 01403 211753

TO 240. P.7

NOTES
All dimensions must be checked on site and not Scaled from this drawing.

SCHEDULE OF ACCOMODATION

MAIN BLOCK - 7 No. 1 BED
4 No. 2 BED
STABLE BLOCK - 1 No. 2 BED
1 No. 3 BED

PARKING
15 SPACES

REFUSE
2 wheely bins provided in bin store

Indicative New Planting

Indicative New Tree Planting

Trees to be retained

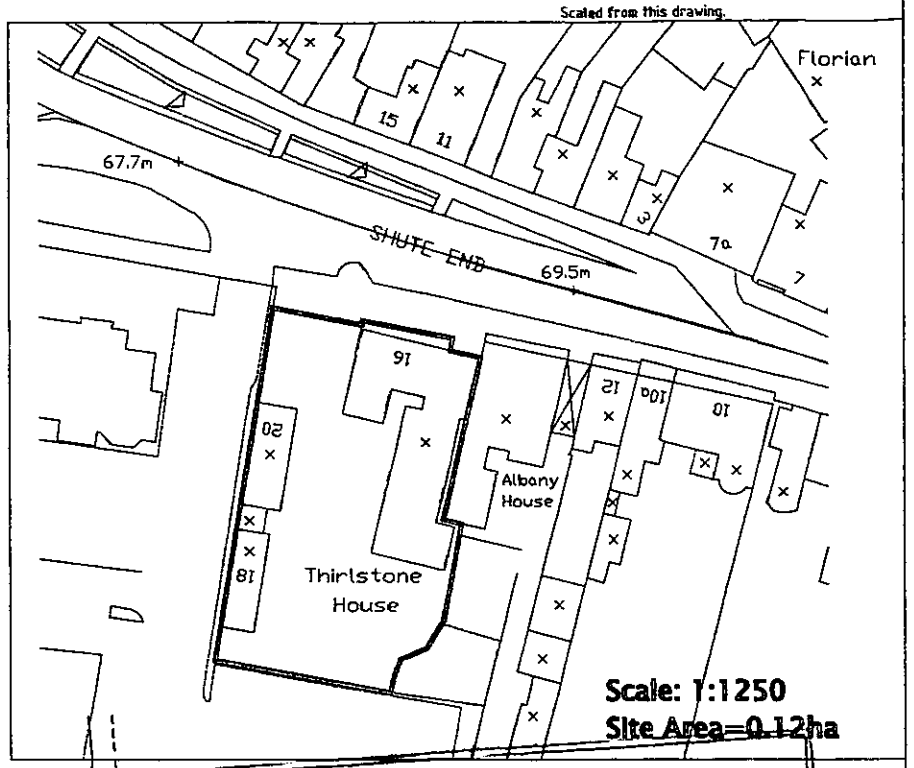

Scale: 1:1250
Site Area=0.12ha

Albany House

Retain existing boundary wall

Retain existing boundary wall

SUPERS[illegible]

Bin Store

Cycle Store

Bin store

MAIN BLOCK

Retain and preserve existing1.8m high Close Board fence

Shute End

Existing wall to be retained

Existing wall to be removed

New 1.8m high Facing brick wall

New 2.6m high Facing brick wall to match existing

Thirlstone House

STABLES BLOCK

Static Bollards

Existing wall to be retained

Existing wall to be retained

Date	Revisions

THIRLSTONE HOMES
THIRLSTONE HOUSE
14 OYSTER LANE
BYFLEET
SURREY KT14 7JQ
Tel: 01932 350900 Fax: 01932 350333
e-mail: byfleet@thirlstonehomes.co.uk

Client

Job Title
16 SHUTE END

Drawing Title
Site Plan

Scale 1:200

Date 15.11.02 | Drawn by tls

Drg. No. TO:240-02 | Rev.

NOTES
All dimensions must be checked on site and not Scaled from this drawing.

28.JAN.2003 8267

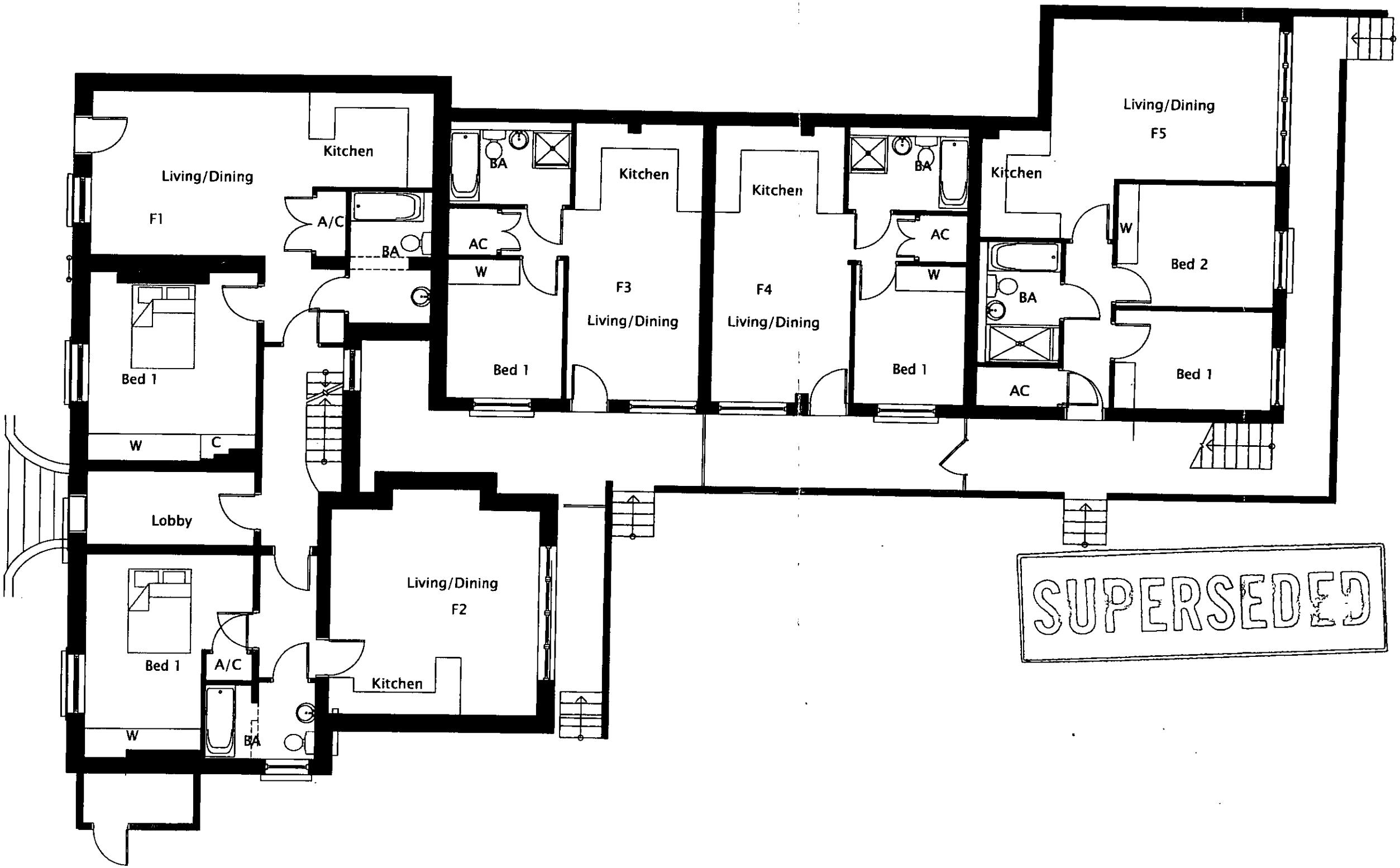

SUPERSEDED

Date	Revisions

THIRLSTONE HOMES
THIRLSTONE HOUSE
142 OTTER LANE
BYFLEET
SURREY KT14 7JQ
Tel: 01932 350900 Fax: 01932 350333
e-mail: byfleet@thirlstonehomes.co.uk

Client

Job Title
16 SHUTE END

Drawing Title
Proposed Ground Floor Plan
Main Building

Scale 1:100

Date 15.11.02 | Drawn by tls

Drg. No. TO:240-03 | Rev.

NOTES
All dimensions must be checked on site and not Scaled from this drawing.

28.JAN.2003 8267

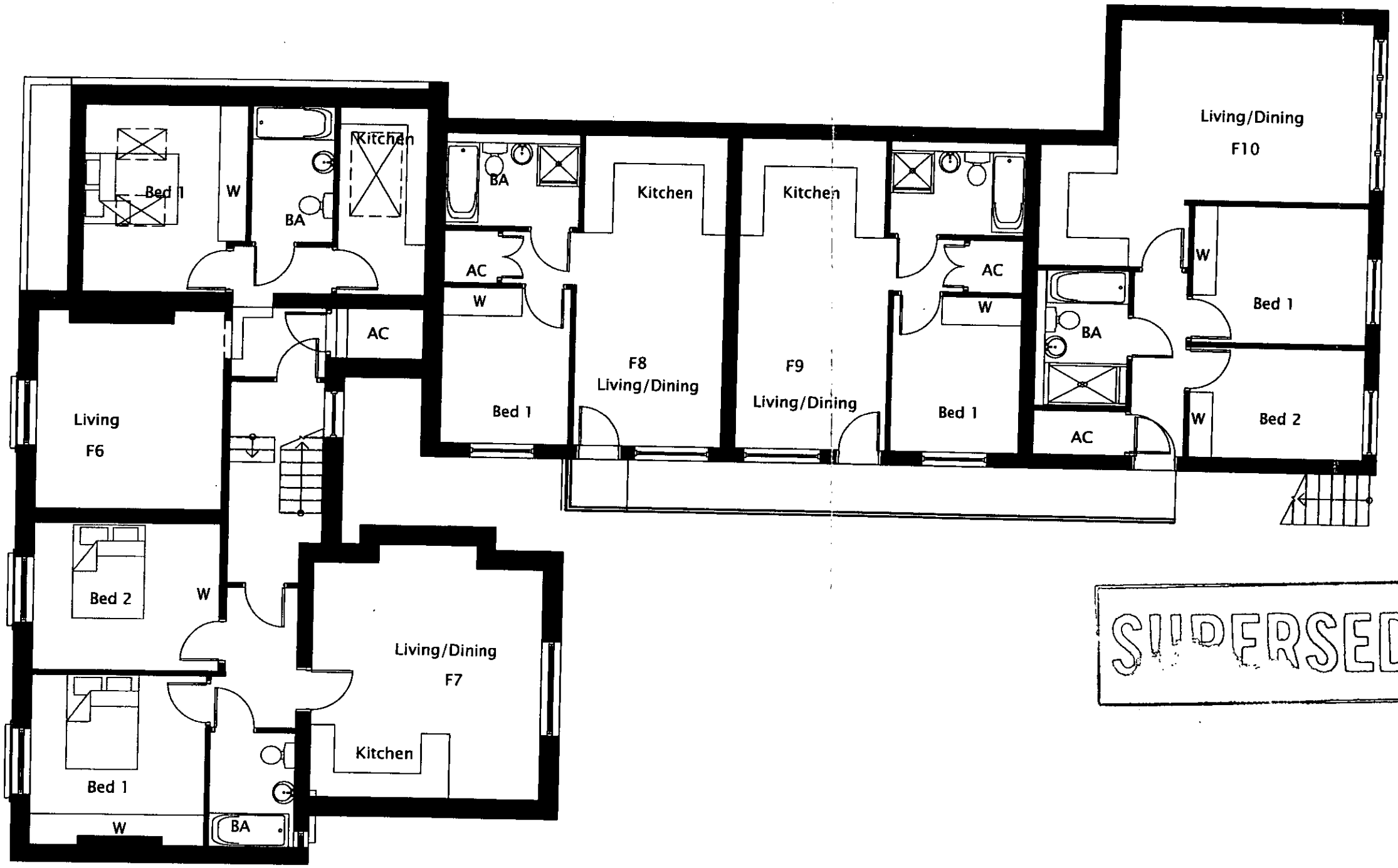

SUPERSEDED

Date	Revisions

THIRLSTONE
HOMES
THIRLSTONE HOUSE
142 OYSTER LANE
BYFLEET
SURREY KT14 7JQ
Tel: 01932 350900 Fax: 01932 350333
e-mail: byfleet@thirlstonehomes.co.uk

Client

Job Title
16 SHUTE END

Drawing Title
Proposed First Floor Plan
Main Building

Scale 1:100

Date 15.11.02 | Drawn by tls

Drg. No. TO:240-04 | Rev.

NOTES
All dimensions must be checked on site and not Scaled from this drawing.

28.JAN.2003

8267

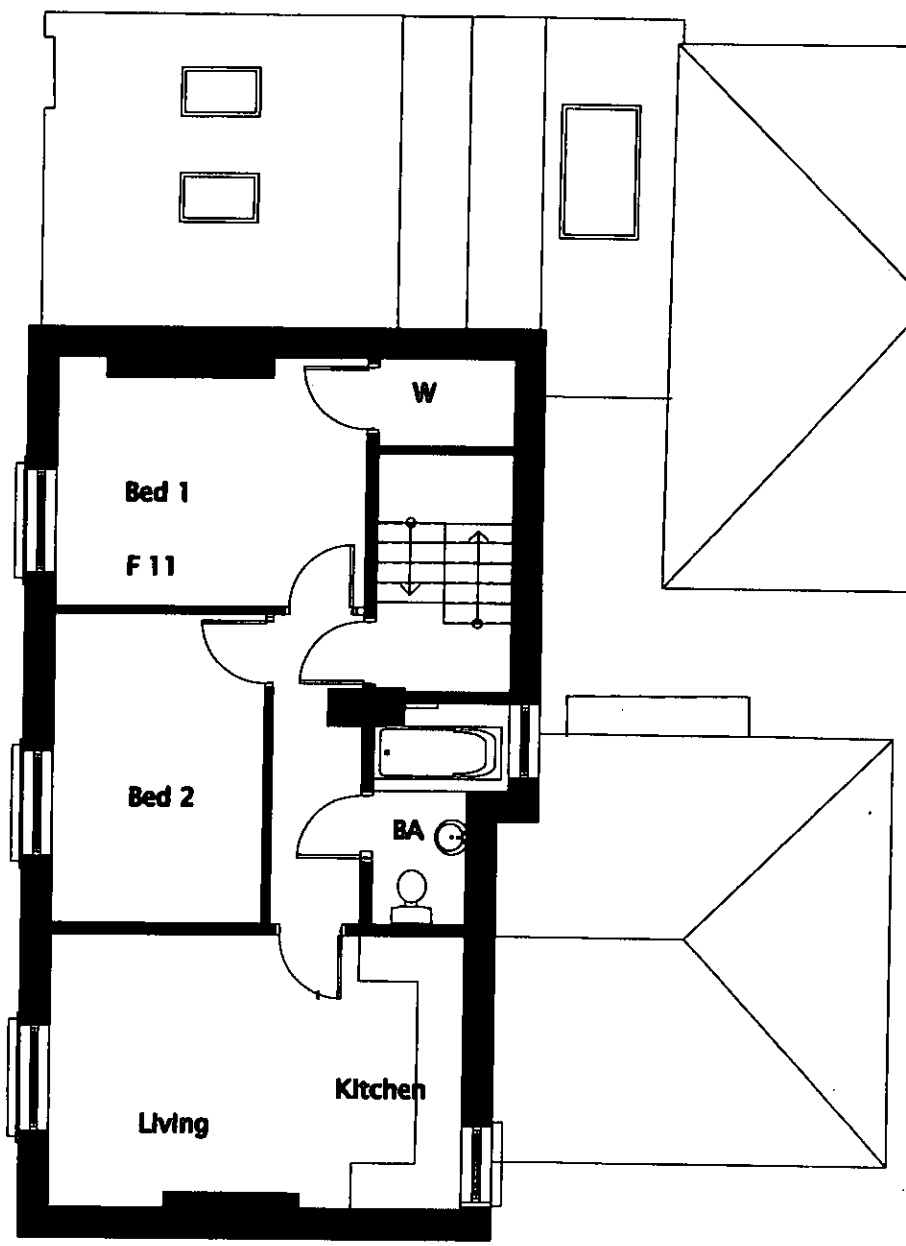

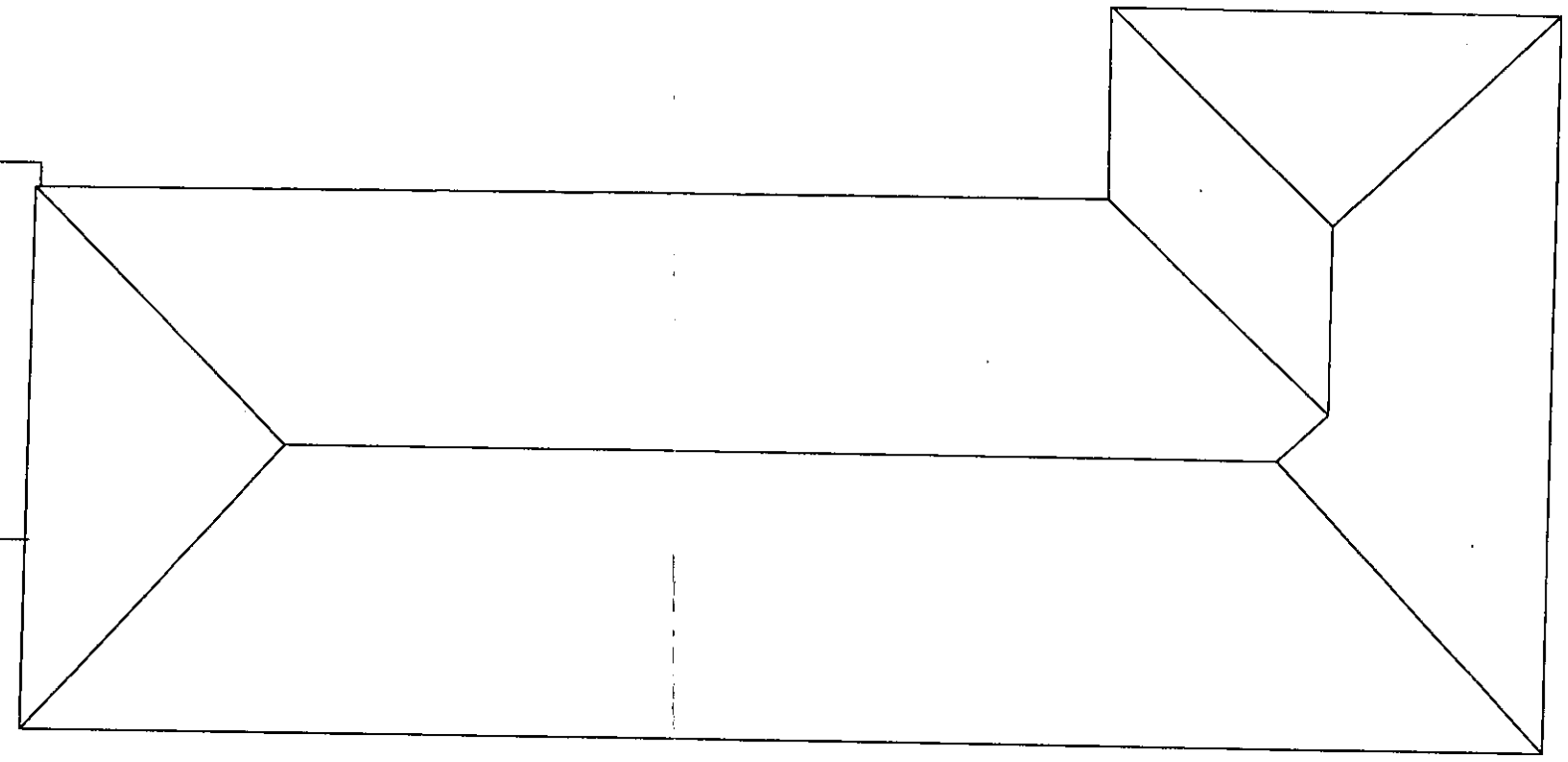

SUPERSEDED

Date	Revisions

THIRLSTONE HOMES
THIRLSTONE HOUSE
142 OTTSHER LANE
ESHER
SURREY KT14 7JQ
Tel: 01932 350900 Fax: 01932 350333
e-mail: byfleet@thirlstonehomes.co.uk

Client

Job Title
16 SHUTE END

Drawing Title
Proposed Second Floor Plan
Main Building

Scale 1:100

Date 15.11.02 | Drawn by tls

Drg. No. TO:240-05 | Rev.

NOTES
All dimensions must be checked on site and not Scaled from this drawing.

KEY

New elements to elevations



FRONT ELEVATION



REAR ELEVATION

SUPERSEDED

A	23.01.03	Extension to rear indicated
	Date	Revisions

THIRLSTONE HOMES
THIRLSTONE HOUSE
142 OYSTER LANE
BYFLEET
SURREY KT14 7JQ
Tel: 01932 350900 Fax: 01932 350333
e-mail: byfleet@thirlstonehomes.co.uk

Client

Job Title
16 SHUTE END

Drawing Title
Front & Rear Elevations
Main Block

Scale 1:100

Date 15.11.02 | Drawn by tls

Drg. No. TO:240-06 | Rev. A

NOTES
All dimensions must be checked on site and not Scaled from this drawing.

KEY

New elements to elevations



SIDE ELEVATION 1

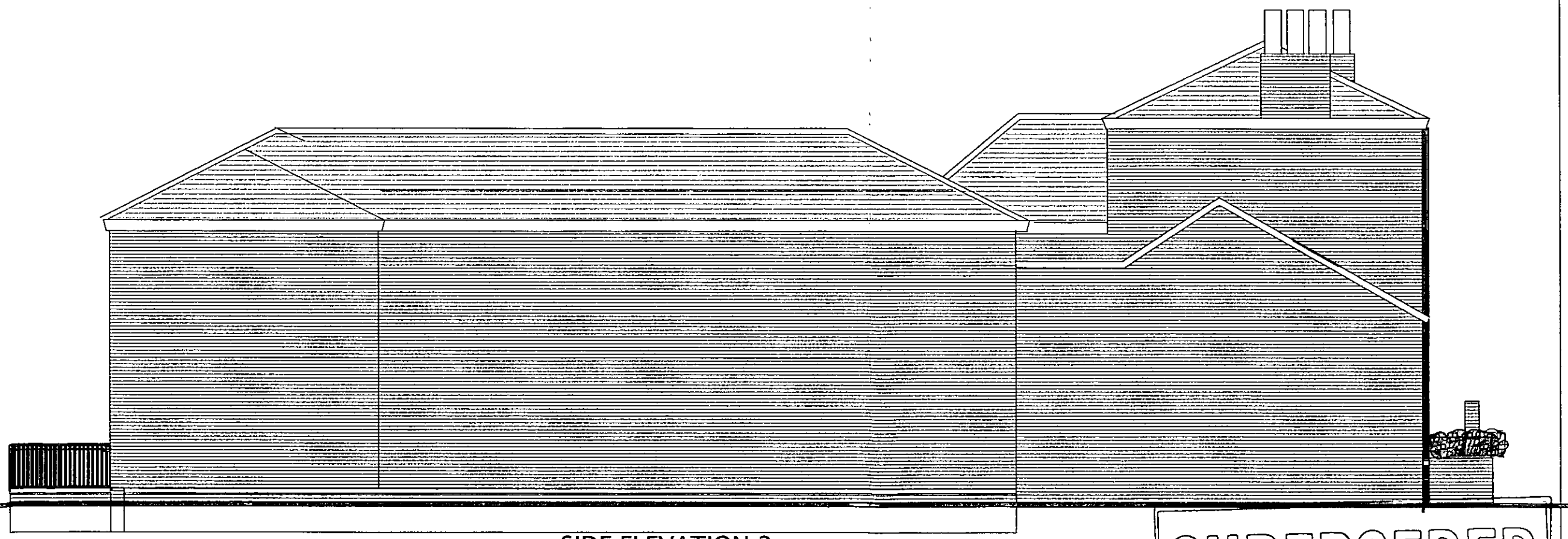

SIDE ELEVATION 2

SUPERSEDED

Date	Revisions

THIRLSTONE HOMES
THIRLSTONE HOUSE
142 OYSTER LANE
BYFLEET
SURREY KT14 7JQ
Tel: 01932 350900 Fax: 01932 350333
e-mail: byfleet@thirlstonehomes.co.uk

Client

Job Title
16 SHUTE END

Drawing Title
Side Elevations
Main Block

Scale 1:100

Date 15.11.02 | Drawn by tls

Drg. No. TO:240-07 | Rev.

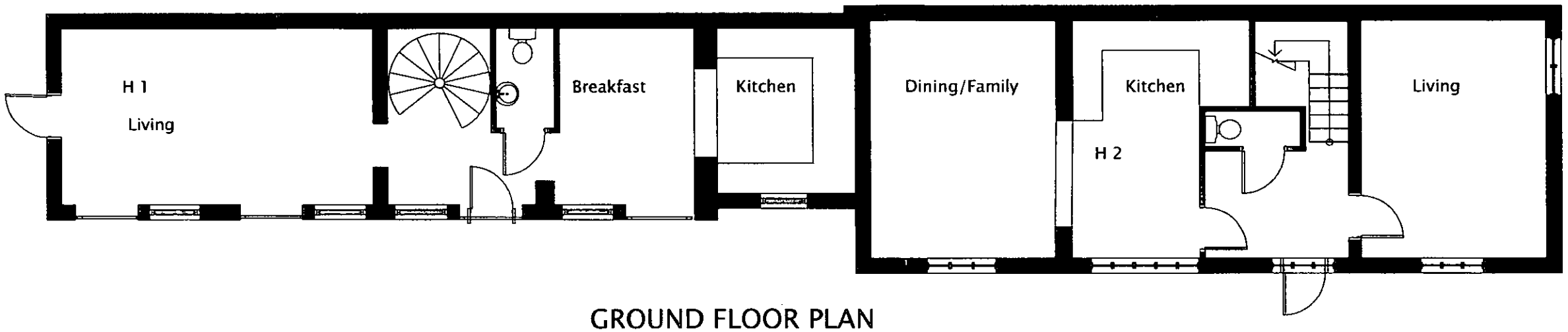

GROUND FLOOR PLAN

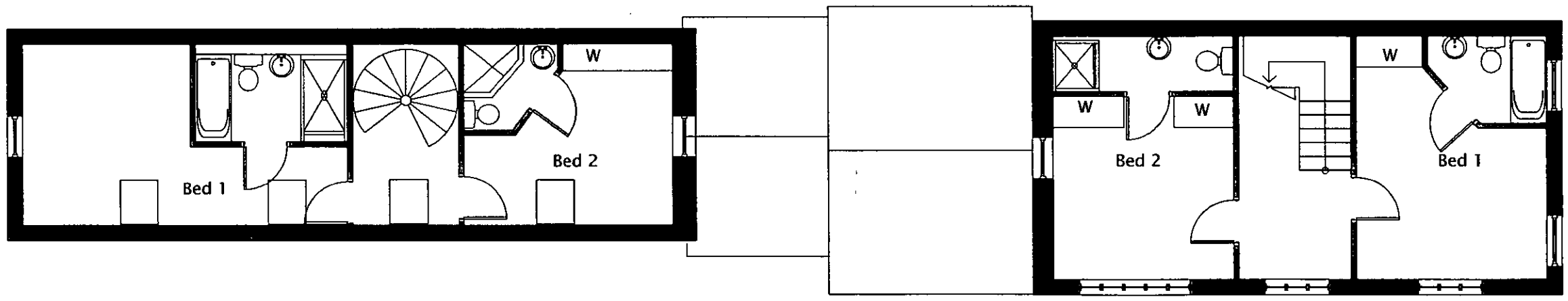

FIRST FLOOR PLAN

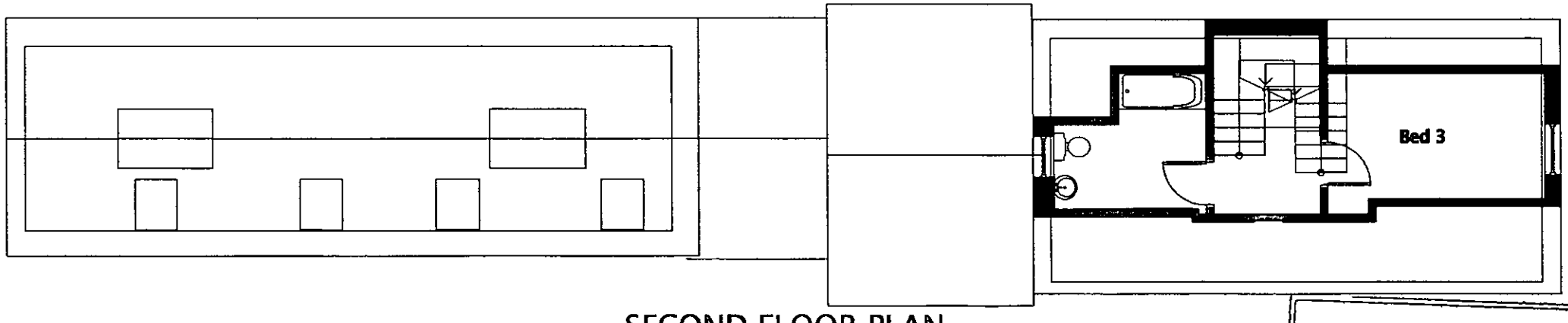

SECOND FLOOR PLAN

SUPERSEDED

NOTES
All dimensions must be checked on site and not Scaled from this drawing.

	Date	Revisions
A	23.01.03	Window omitted on first floor plan

THIRLSTONE HOMES
THIRLSTONE HOUSE
142 OYSTER LANE
BYFLEET
SURREY KT14 7JQ
Tel: 01932 350900 Fax: 01932 350333
e-mail: byfleet@thirlstonehomes.co.uk

Client

Job Title
16 SHUTE END

Drawing Title
Proposed Floor Plans
Stables Block

Scale 1:100

Date 15.11.02 | Drawn by tls

Drg. No. TO:240-08 | Rev. A

NOTES
All dimensions must be checked on site and not Scaled from this drawing.

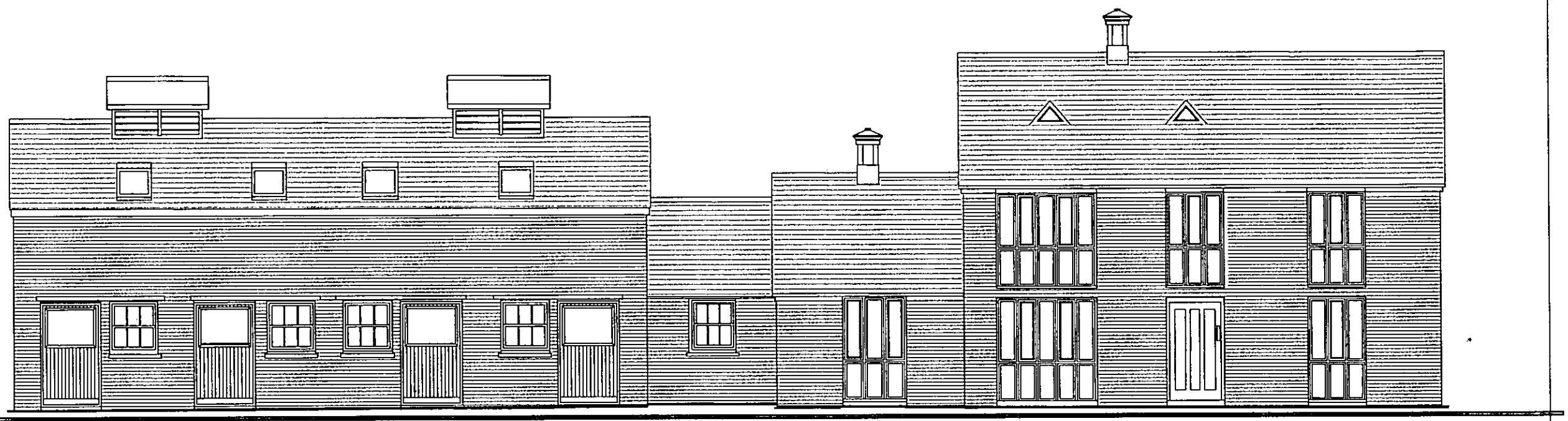

FRONT ELEVATION



SIDE ELEVATION 1



SIDE ELEVATION 2

SUPERSEDED

A	23.01.03	Door added to side elevation 1. Rooflights added to side elevations
	Date	Revisions

THIRLSTONE HOMES
THIRLSTONE HOUSE
142 OYSTER LANE
BYFLEET
SURREY KT14 7JQ
Tel: 01932 350900 Fax: 01932 350333
e-mail: byfleet@thirlstonehomes.co.uk

Client

Job Title
16 SHUTE END

Drawing Title
Side Elevations
Stables Blocks

Scale 1:100

Date 15.11.02 | Drawn by tls

Drg. No. TO:240-09 | Rev. A

NOTES
All dimensions must be checked on site and not Scaled from this drawing.

KEY

New elements to elevations



SUPERSEDED

A	23.01.03	Extension to rear indicated
	Date	Revisions

THIRLSTONE HOMES
THIRLSTONE HOUSE
142 OYSTER LANE
BYFLEET
SURREY KT14 7JQ
Tel: 01932 350900 Fax: 01932 350333
e-mail: byfleet@thirlstonehomes.co.uk

Client

Job Title
16 SHUTE END

Drawing Title
Street Elevation

Scale 1:100

Date 15.11.02 | Drawn by tls

Drg. No. TO:240-10 | Rev. A

NOTES
All dimensions must be checked on site and not Scaled from this drawing.

KEY

New elements to elevations

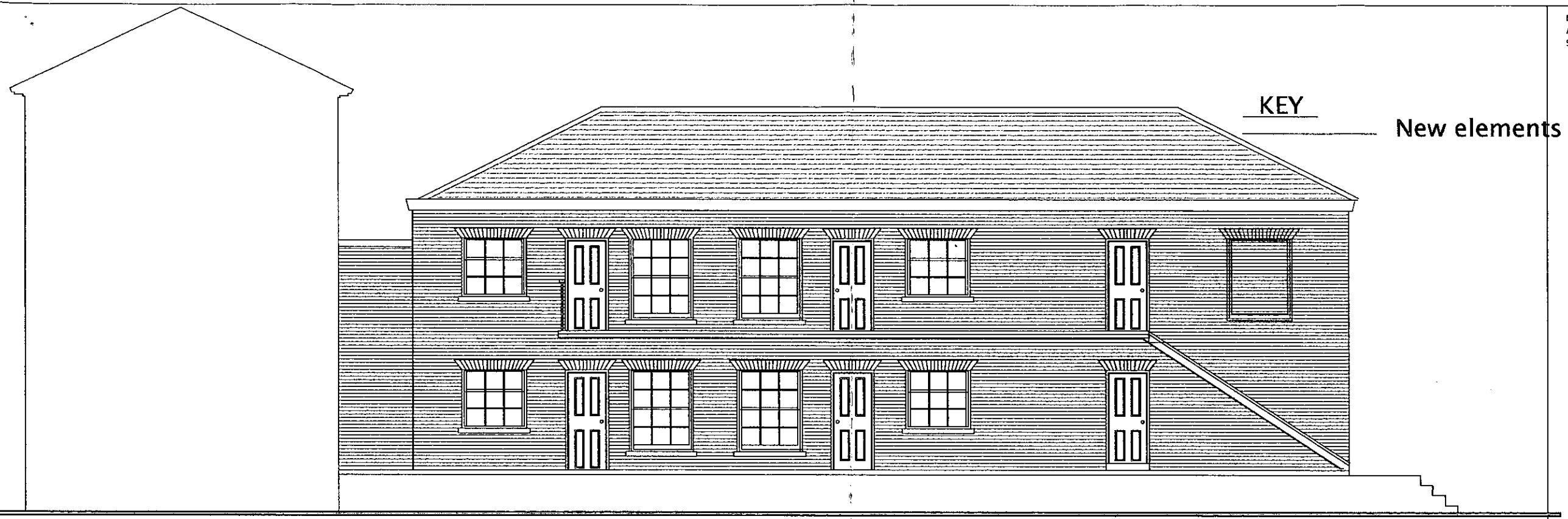

SECTIONAL ELEVATION A–A

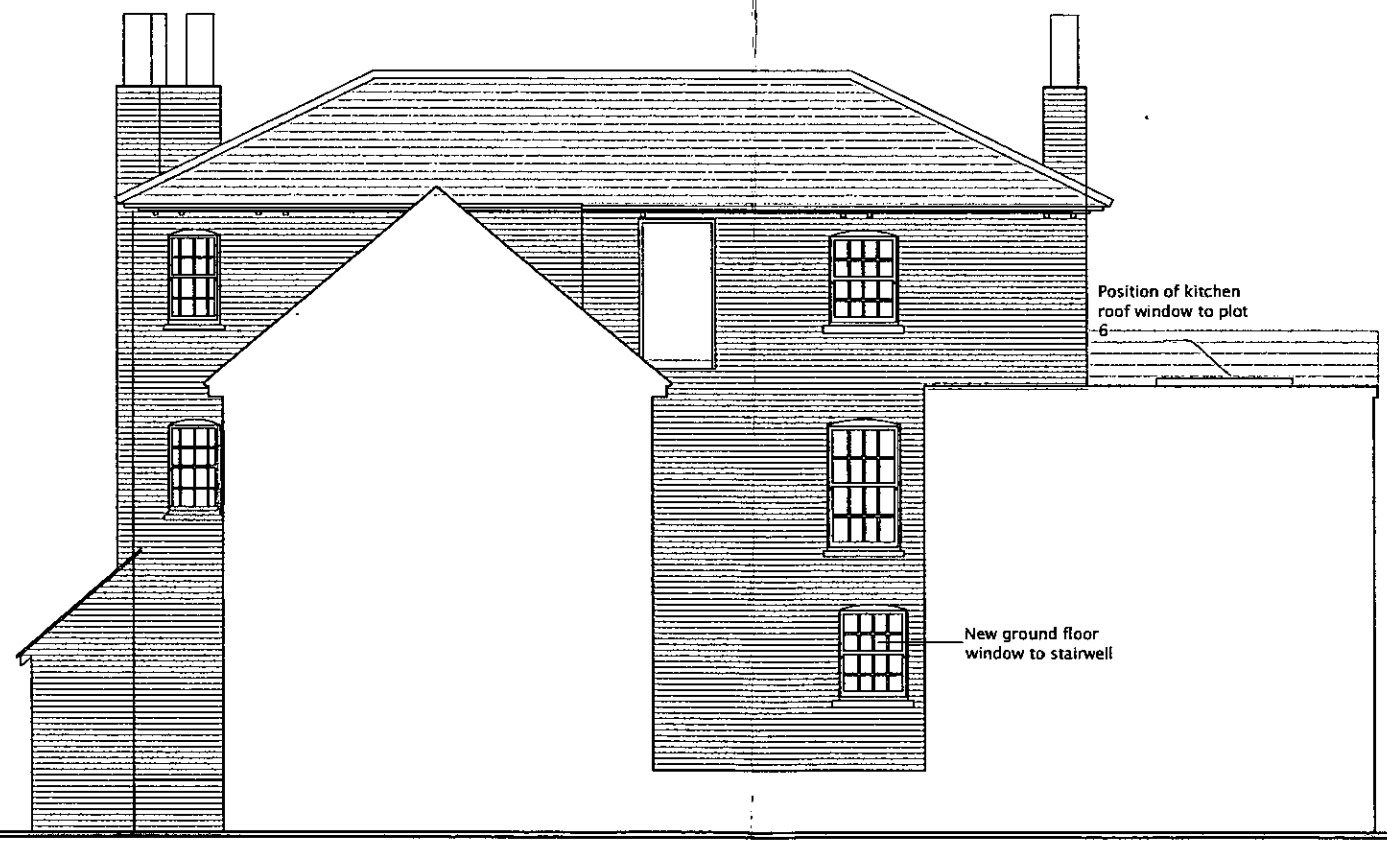

SECTIONAL ELEVATION B–B

SUPERSEDED

A	23.01.03	Extension to rear indicated
	Date	Revisions

THIRLSTONE HOMES
THIRLSTONE HOUSE
142 OYSTER LANE
BYFLEET
SURREY KT14 7JQ
Tel: 01932 350900 Fax: 01932 350333
e-mail: byfleet@thirlstonehomes.co.uk

Client

Job Title
16 SHUTE END

Drawing Title
Sectional Elevations A-A, B-B
Main Block

Scale 1:100

Date 15.11.02 | Drawn by tls

Dwg. No. TO:240-15 | Rev.

NOTES
All dimensions must be checked on site and not Scaled from this drawing.

KEY

New elements to elevations

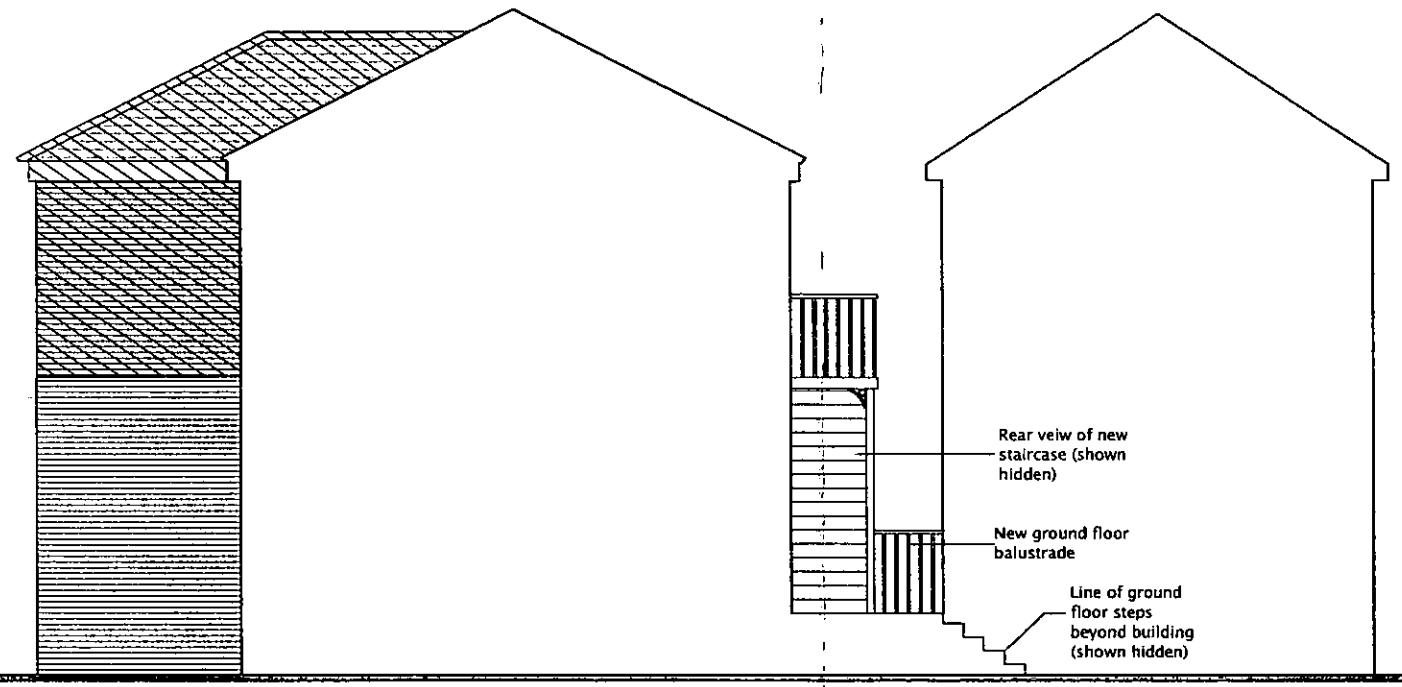

SECTIONAL ELEVATION C-C

SUPERSEDED

Date	Revisions

THIRLSTONE HOMES
THIRLSTONE HOUSE
142 OYSTER LANE
BYFLEET
SURREY KT14 7JQ
Tel: 01932 350900 Fax: 01932 350333
e-mail: byfleet@thirlstonehomes.co.uk

Client

Job Title
16 SHUTE END

Drawing Title
Sectional Elevations C-C
Main Block

Scale 1:100

Date 15.11.02 | Drawn by tls

Drg. No. TO:240-16 | Rev.

NOTES
All dimensions must be checked on site and not Scaled from this drawing.

28.JAN.2003 8267

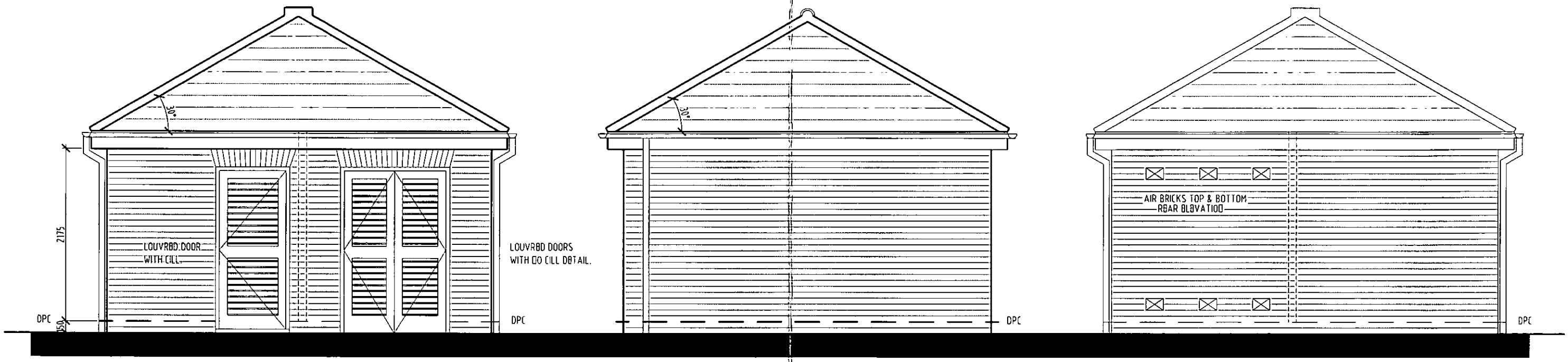

FRONT ELEVATION

SIDE ELEVATION

REAR ELEVATION

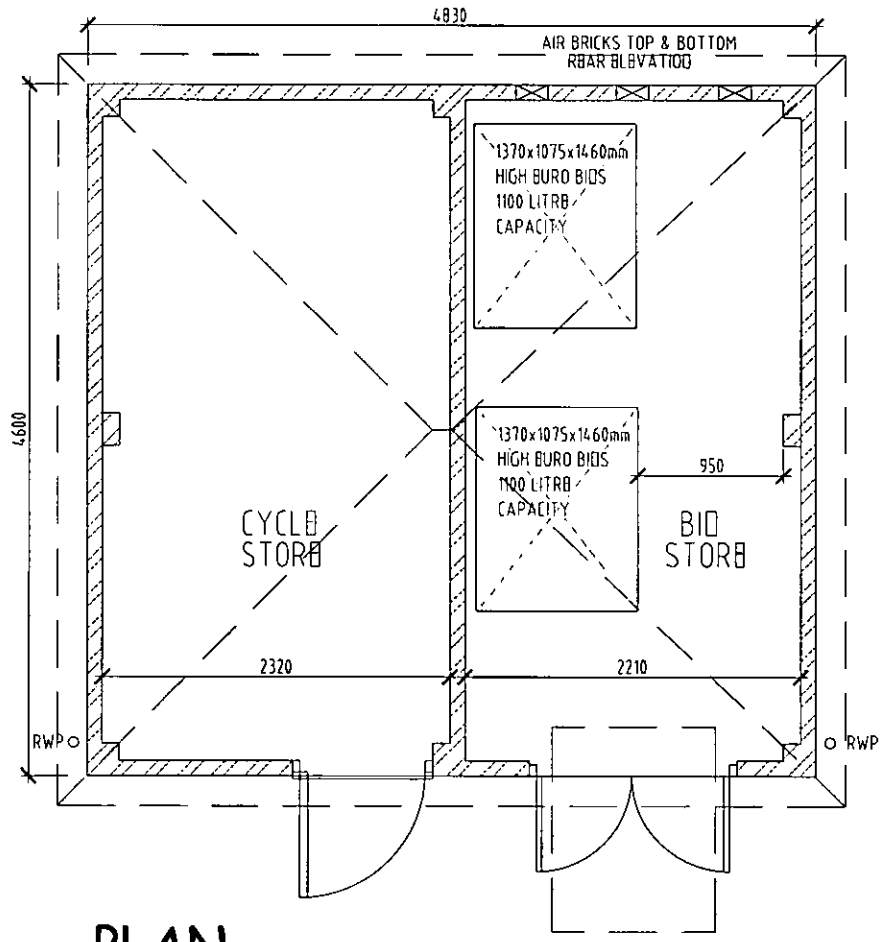

PLAN

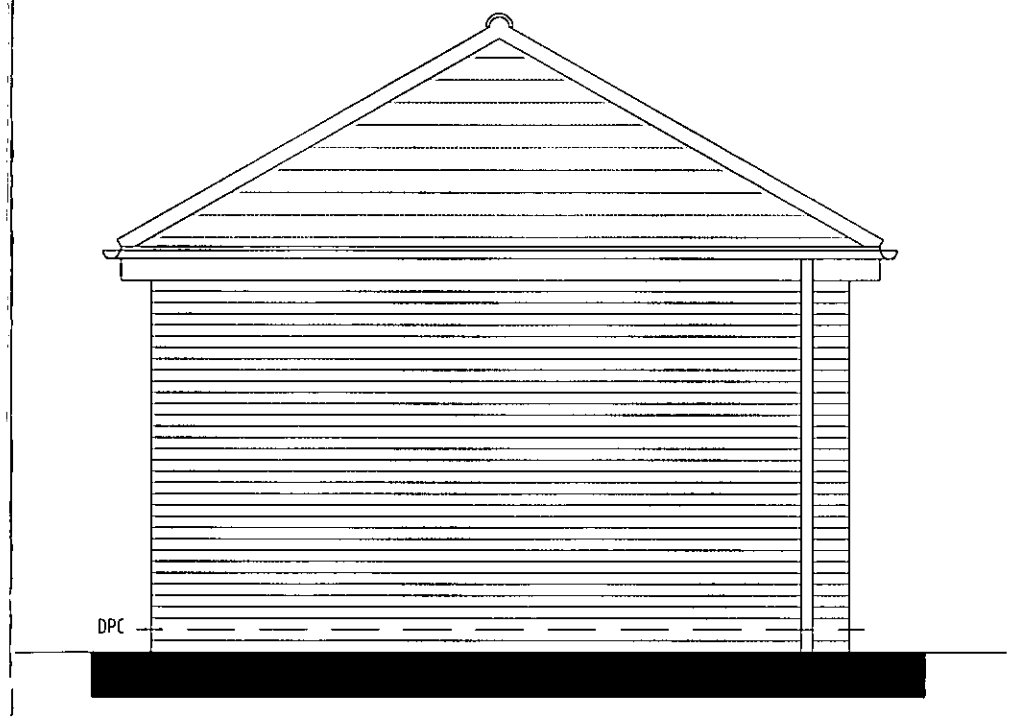

SIDE ELEVATION

SUPERSEDED

Date	Revisions

THIRLSTONE HOMES
THIRLSTONE HOUSE
142 OYSTER LANE
BYFLEET
SURREY KT14 7JQ
Tel: 01932 350900 Fax: 01932 350333
e-mail: byfleet@thirlstonehomes.co.uk

Client

Job Title
16 SHUTE END

Drawing Title
Bin / Cycle Store

Scale 1:50

Date DEC 02 | Drawn by PJR

Drg. No. TO:240-100 | Rev.

28. JAN. 2003 8267

NOTES
All dimensions must be checked on site and not Scaled from this drawing.

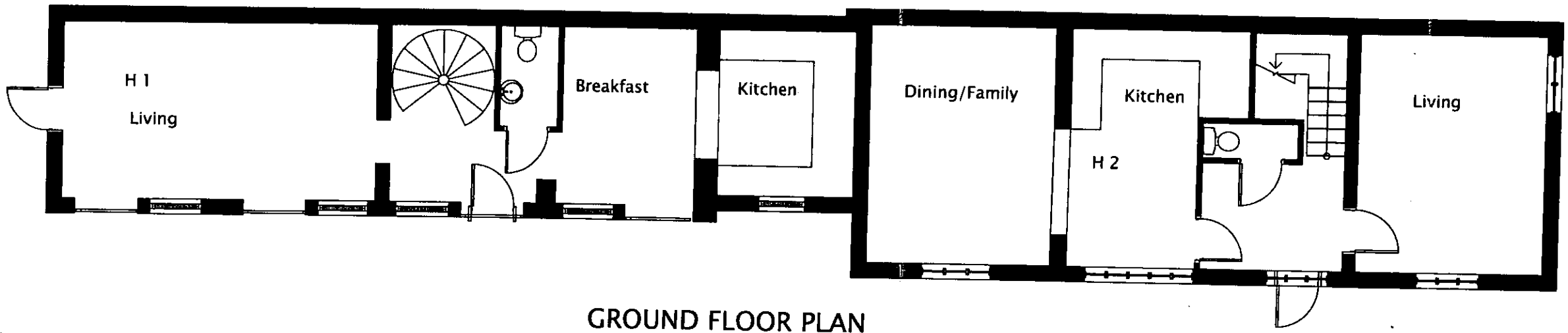

GROUND FLOOR PLAN

SUPERSEDED

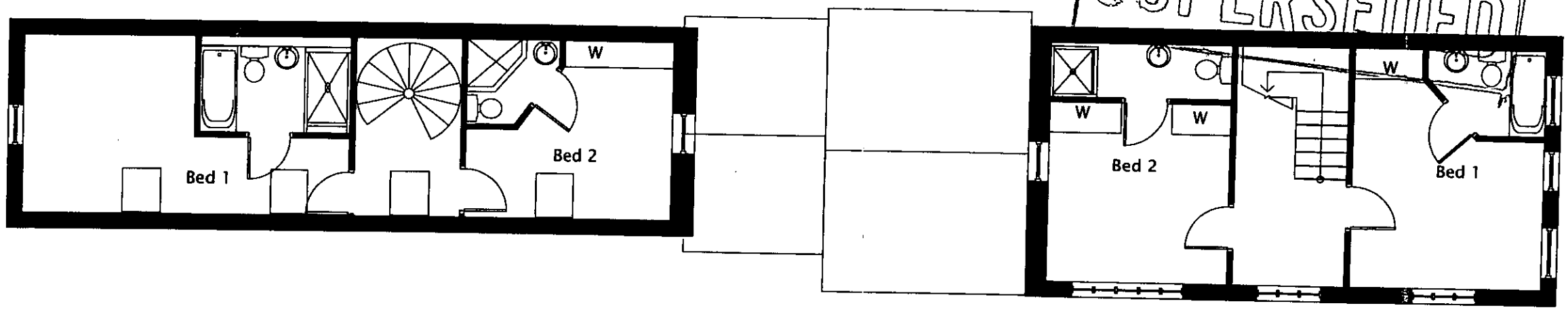

FIRST FLOOR PLAN

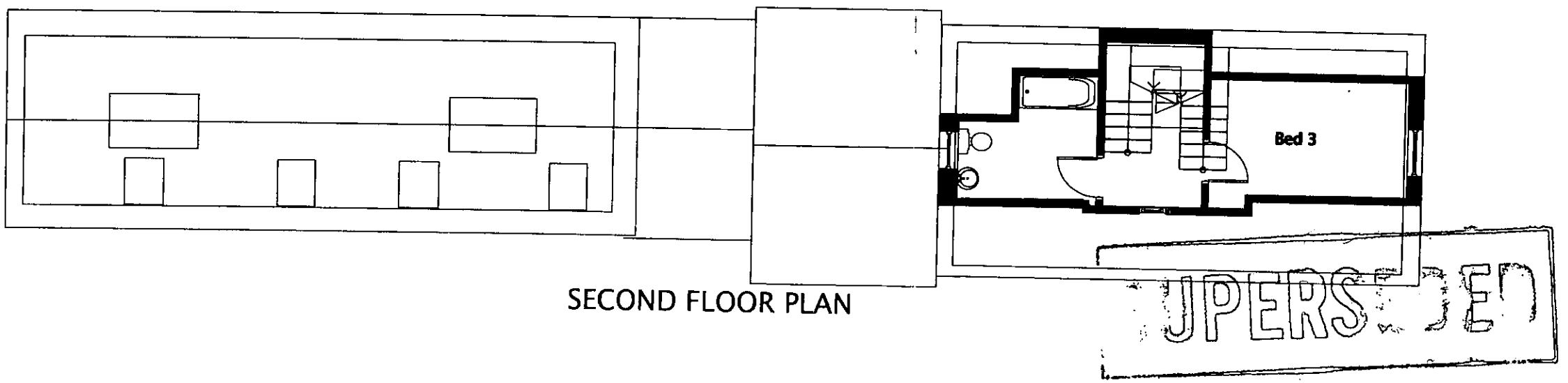

SECOND FLOOR PLAN

SUPERSEDED

THIRLSTONE HOMES
THIRLSTONE HOUSE
142 OYSTER LANE
BYFLEET
SURREY KT14 7DQ
Tel: 01932 350900 Fax: 01932 350333
e-mail: byfleet@thirlstonehomes.co.uk

Date | Revisions

Client

Job Title
16 SHUTE END

Drawing Title
Proposed Floor Plans
Stables Block

Scale 1:100

Date 15.11.02 | Drawn by tls

Drg. No. TO:240-08 | Rev.

NOTES
All dimensions must be checked on site and not Scaled from this drawing.

KEY

New elements to elevations

8207.

SUPERSEDED



FRONT ELEVATION

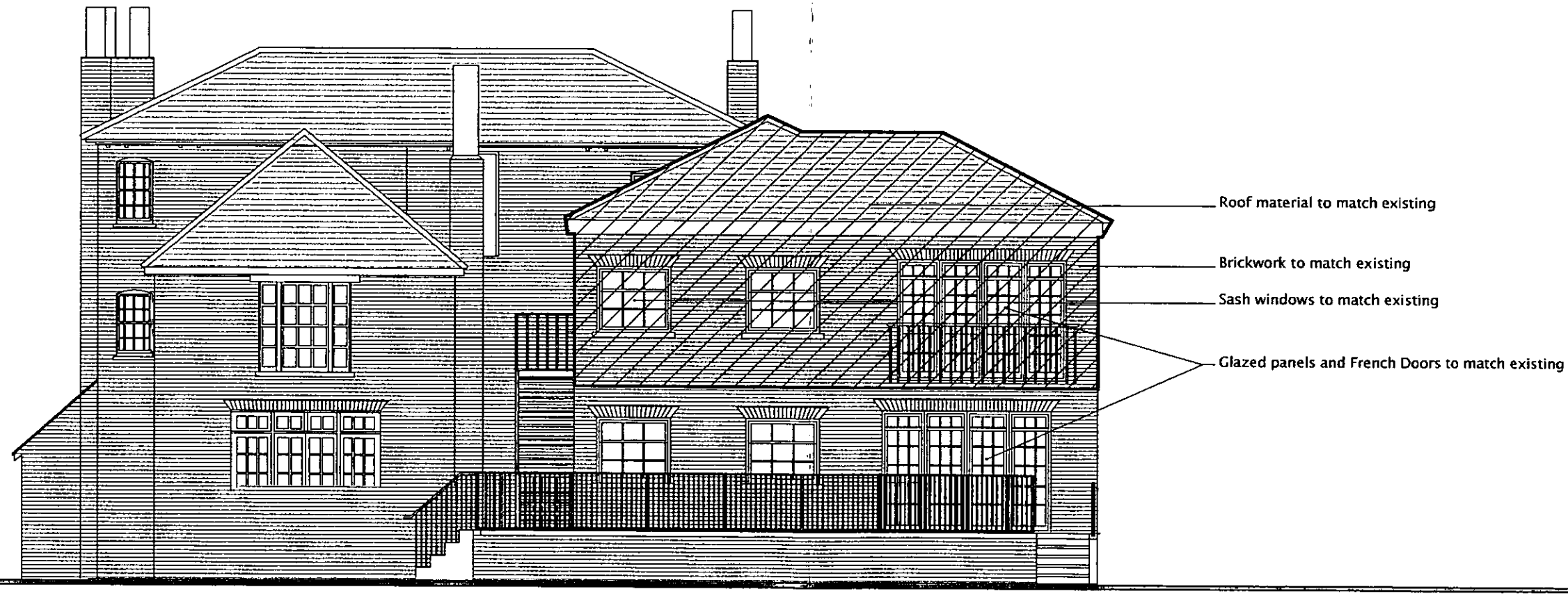

REAR ELEVATION

Date	Revisions

THIRLSTONE HOMES
THIRLSTONE HOUSE
142 OYSTER LANE
BYFLEET
SURREY KT14 7JQ
Tel: 01932 350900 Fax: 01932 350333
e-mail: byfleet@thirlstonehomes.co.uk

Client

Job Title
16 SHUTE END

Drawing Title
Front & Rear Elevations
Main Block

Scale 1:100

Date 15.11.02 | Drawn by tls

Drg. No. TO:240-06 | Rev.

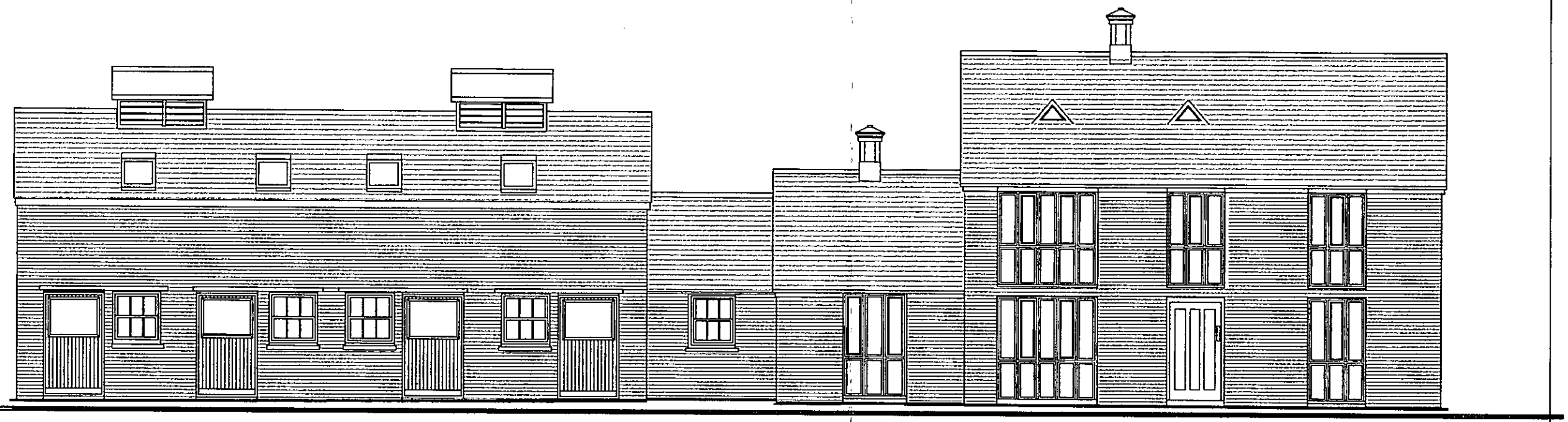

FRONT ELEVATION





SIDE ELEVATIONS

SUPERSEDED

NOTES
All dimensions must be checked on site and not Scaled from this drawing.

Date	Revisions

THIRLSTONE
HOMES
THIRLSTONE HOUSE
142 OYSTER LANE
BYFLEET
SURREY KT14 7JQ
Tel: 01932 350900 Fax: 01932 350333
e-mail: byfleet@thirlstonehomes.co.uk

Client

Job Title
16 SHUTE END

Drawing Title
Side Elevations
Stables Blocks

Scale 1:100

Date 15.11.02 | Drawn by tls

Drg. No. TO:240-09 | Rev.

NOTES
All dimensions must be checked on site and not Scaled from this drawing.

KEY

New elements to elevations



SUPERSEDED

Date	Revisions

THIRLSTONE HOMES
THIRLSTONE HOUSE
142 OYSTER LANE
BYFLEET
SURREY KT14 7JQ
Tel: 01932 350900 Fax: 01932 350333
e-mail: byfleet@thirlstonehomes.co.uk

Client

Job Title
16 SHUTE END

Drawing Title
Street Elevation

Scale 1:100

Date 15.11.02 | Drawn by tls

Drg. No. TO:240-10 | Rev.

NOTES
All dimensions must be checked on site and not Scaled from this drawing.

8267





Side Elevation







Rear Elevation





Front Elevation

Date	Revisions

THIRLSTONE
HOMES
THIRLSTONE HOUSE
142 OYSTER LANE
BYFLEET
SURREY KT14 7BQ
Tel: 01932 350900 Fax: 01932 350333
e-mail: byfleet@thirlstonehomes.co.uk

Client

Job Title
16 SHUTE END

Drawing Title
Existing Elevations
Main Block

Scale NTS

Date 15.11.02 | Drawn by tls

Drg. No. TO:240-11 | Rev.

NOTES
All dimensions must be checked on site and not Scaled from this drawing.

8267







Front Elevation



Side Elevation

Date	Revisions

THIRLSTONE HOMES
THIRLSTONE HOUSE
142 OYSTER LANE
BYFLEET
SURREY KT14 7JQ
Tel: 01932 350900 Fax: 01932 350333
e-mail: byfleet@thirlstonehomes.co.uk

Client

Job Title
16 SHUTE END

Drawing Title
Existing Elevations
Stables Block

Scale NTS

Date 15.11.02 | Drawn by tls

Drg. No. TO:240-12 | Rev.

28. JAN. 2003 8267

KEY

Walls to be removed: = = = = =
Walls to be added: ▬▬▬▬▬

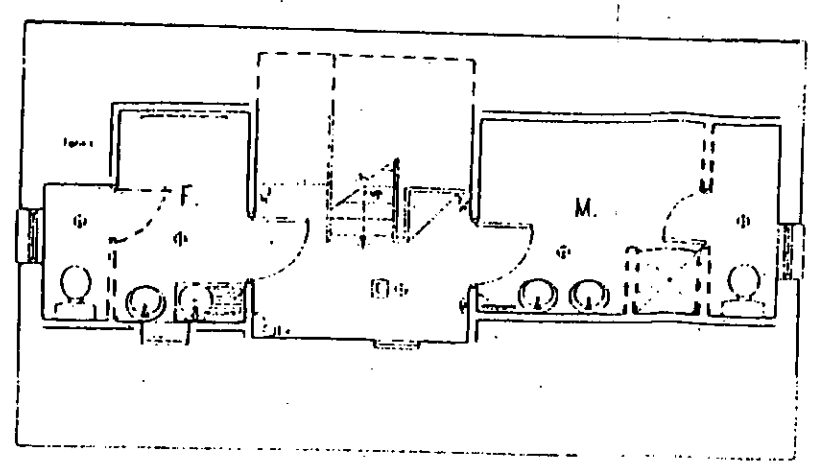

Second Floor Plan

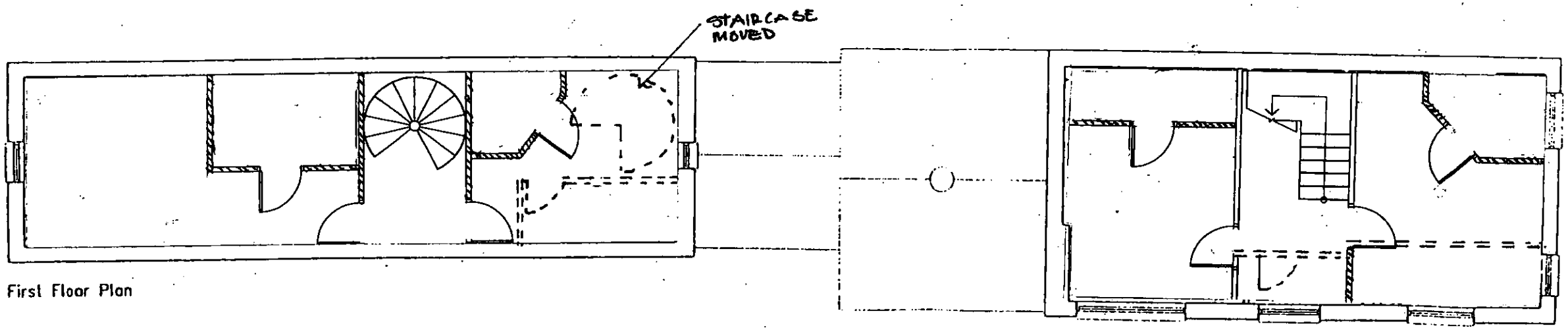

First Floor Plan

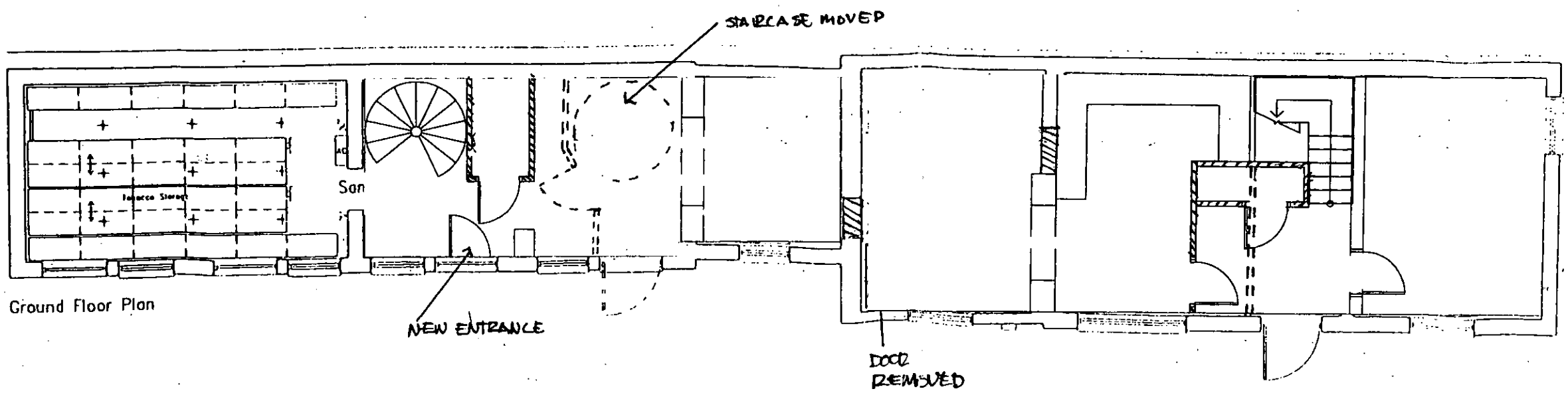

Ground Floor Plan

Drawing based on information provided and visual inspection.

Date	Revisions

© copyright

...ABRACAD...
ARCHITECTURE - URBAN DESIGN - COMPUTER GRAPHICS
Tel 01344 481047 Fax 01344 59157

Client
Intabex Services Ltd.

Job Title
Existing Floor Plans,
Admiral House,
14-16 Shute End,
Wokingham,
Berkshire,
RG11 1BJ

Drawing Title
Plans - Sheet 1 of 4
Stable Block

Scale 1:50

Date July 1995 Drawn by A. Lloyd

Drg No INT/PL001 A Rev

28.JAN.2003 8267

NOT TO SCALE
FOR IDENTIFICATION PURPOSES ONLY

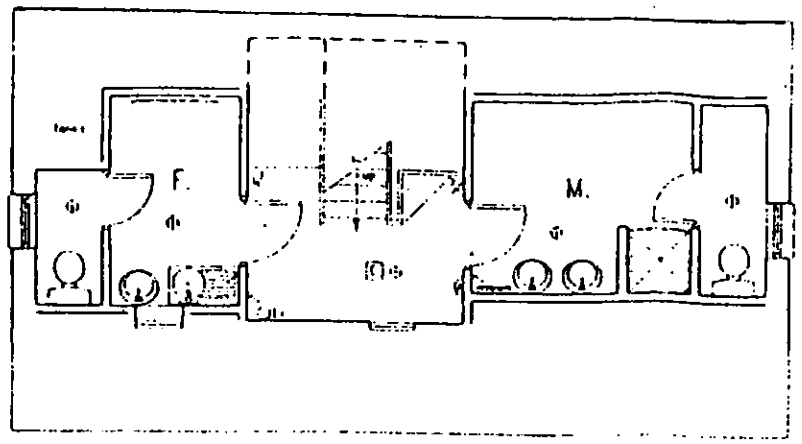

Second Floor Plan

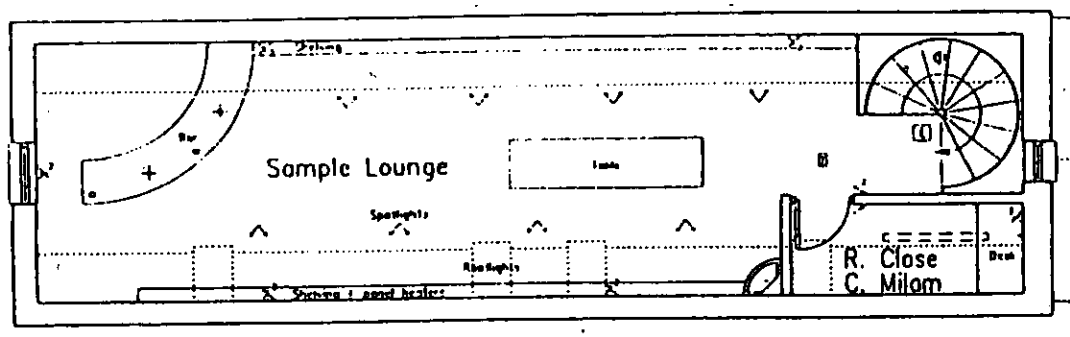

First Floor Plan

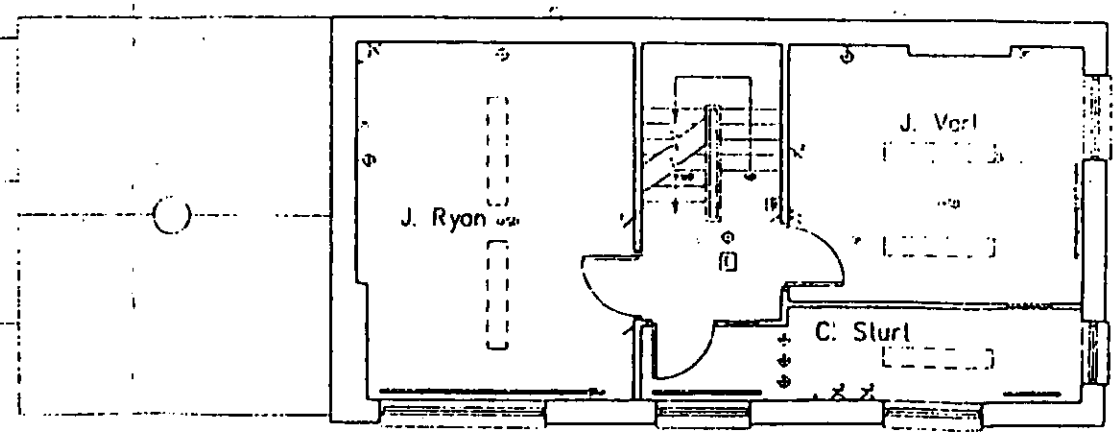

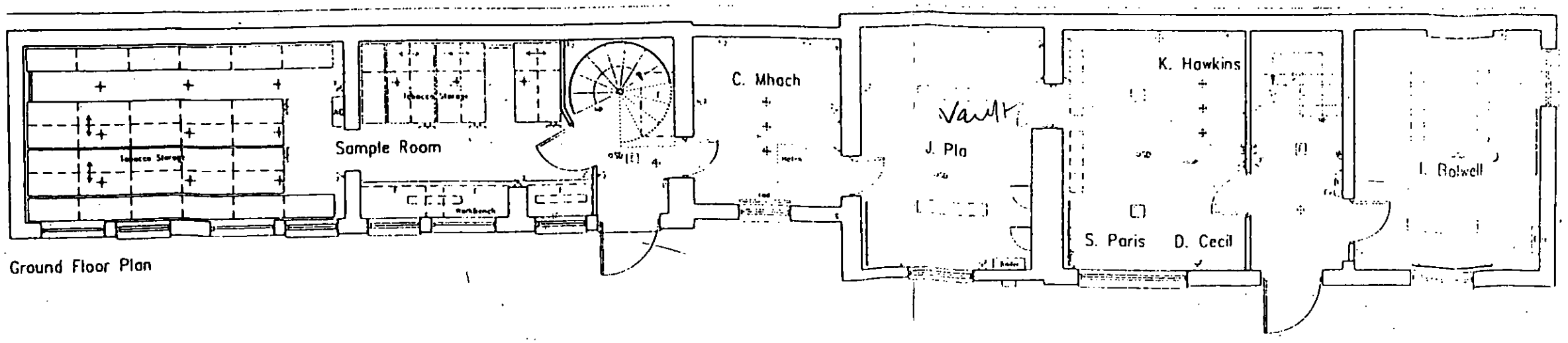

Ground Floor Plan

Drawing based on information provided and visual inspection

Date	Revisions

(c) copyright

...ABRACAD...
ARCHITECTURE · URBAN DESIGN · COMPUTER GRAPHICS
Tel 01344 481047 Fax 01344 59152

Client
Intabex Services Ltd.

Job Title
Existing Floor Plans,
Admiral House,
14-16 Shute End,
Wokingham,
Berkshire,
RG11 1BJ

Drawing Title
Plans - Sheet 1 of 4
Stable Block

Scale 1:50

Date July 1995 | Drawn by A. Lloyd

Drg No INT/PL001 | Rev

F. Berry

M.

C. Thomas
I.T.

S. Metcalf

S. Gatti

A. Kaberle

Store

R. Bartropp

S. Sharphouse

J. Harvey

J. Murillo

C. Turney
Accounts

A. Cullen

N. Brett

L. Cory

P. Tomkinson

E. Kellachan

M. Courtney

Reception

M. Blood

Ground Floor Plan

Store

Basement Plan

ADDITIONAL PLAN

--8266

--8267

PLANNING SERVICES	HPT
POL	
DC	
APP	
CS	

22 AUG 2003

...ABRACAD...
ARCHITECTURE - URBAN DESIGN - COMPUTER GRAPHICS

Client
Intobex Services Ltd.

Job Title
Existing Floor Plans,
Admiral House,
14-16 Shute End,
Wokingham,
Berkshire,
RG11 1BJ

Drawing Title
Plans - Sheet 2 of 4
No. 16

Scale 1:50

Date July 1995 | Drawn by A. Lloyd

Drg No INT/PL002 | Rev

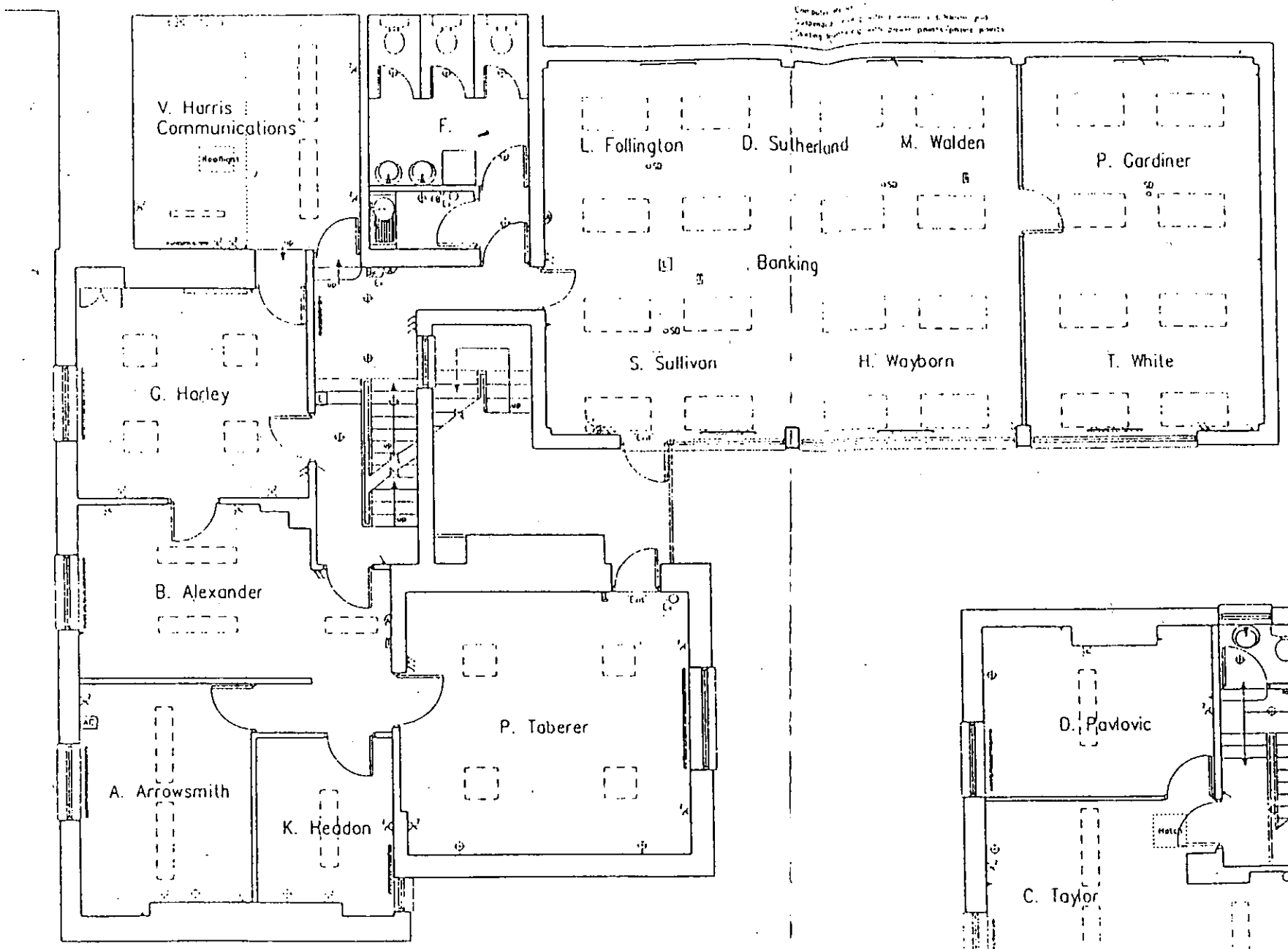

First Floor Plan

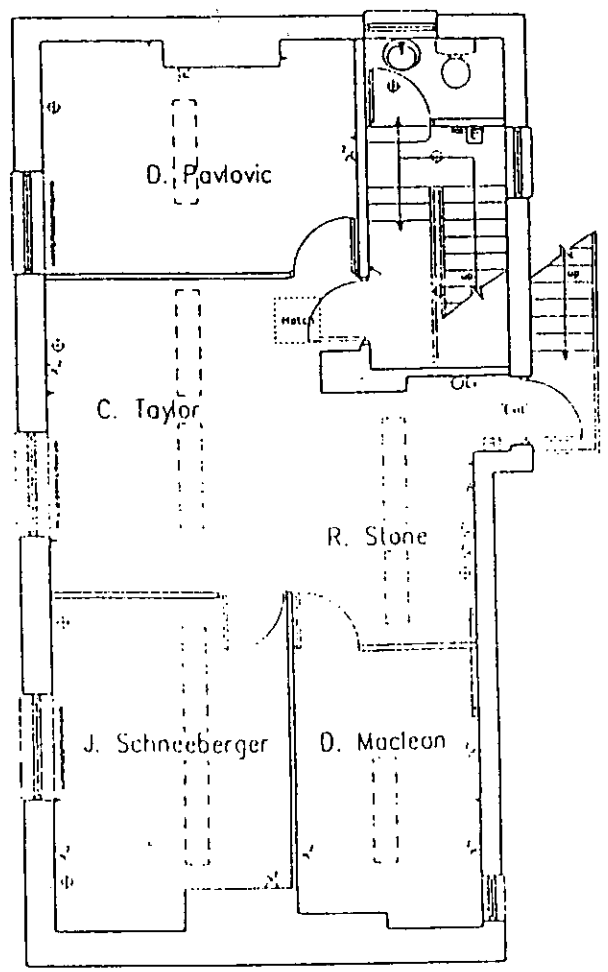

Second Floor Plan

REVISED PLAN

P-8266

-8267

ADDITIONAL PLAN

COPIES TO:

Drawing based on information provided and visual inspection

Date	Revisions

© Copyright

...ABRACAD...

ARCHITECTURE · URBAN DESIGN · COMPUTER GRAPHICS

Tel 01344 491047 Fax 01344 59152

Client
Intabex Services Ltd.

Job Title
Existing Floor Plans,
Admiral House,
14-16 Shute End,
Wokingham,
Berkshire,
RG11 1BJ

Drawing Title
Plans - Sheet 3 of 4
No. 16

Scale 1:50

Date July 1995 | Drawn by A. Lloyd

Drg No INT/PL003 | Rev

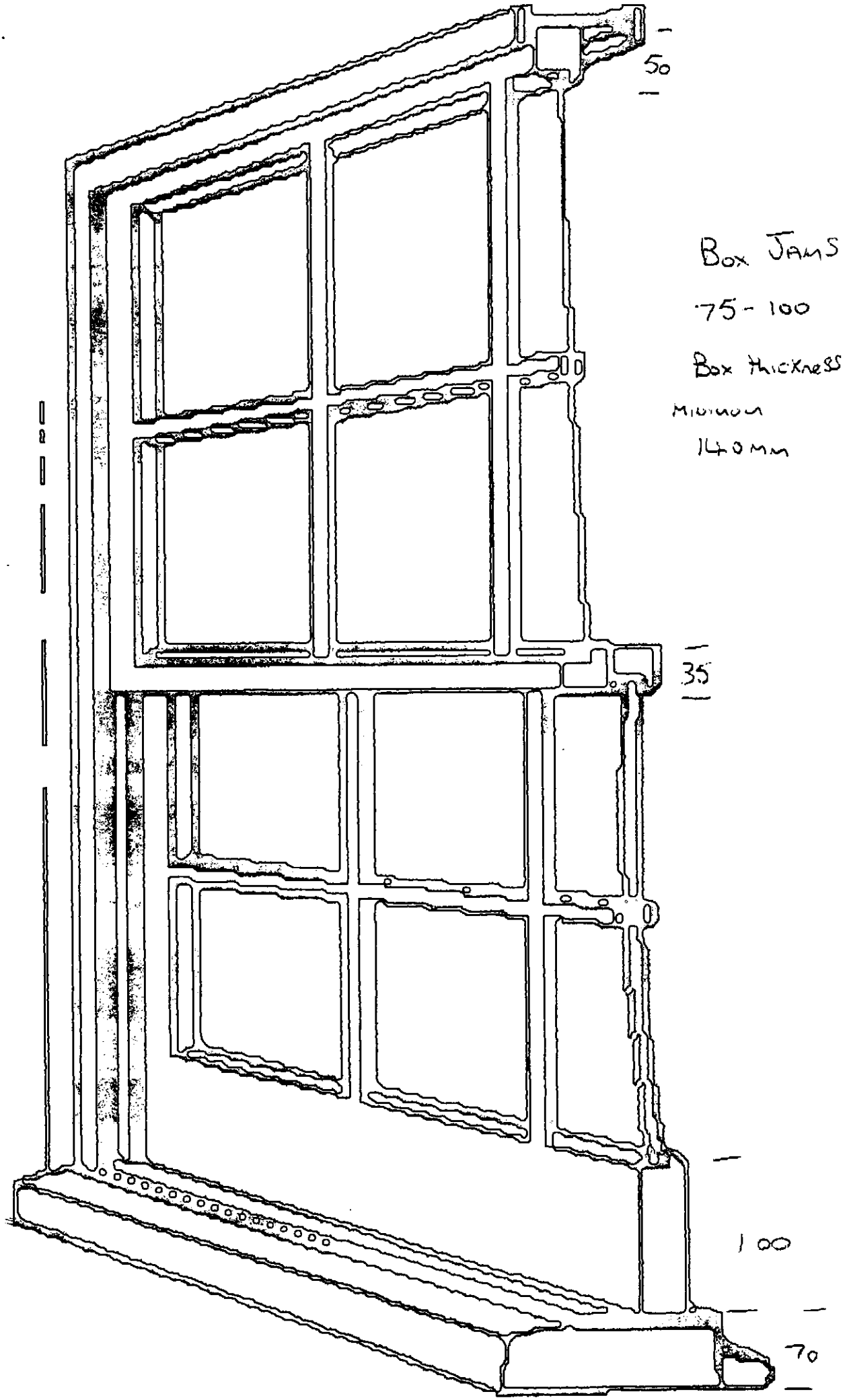

Box Jams

75 - 100

Box thickness

Minimum

140mm

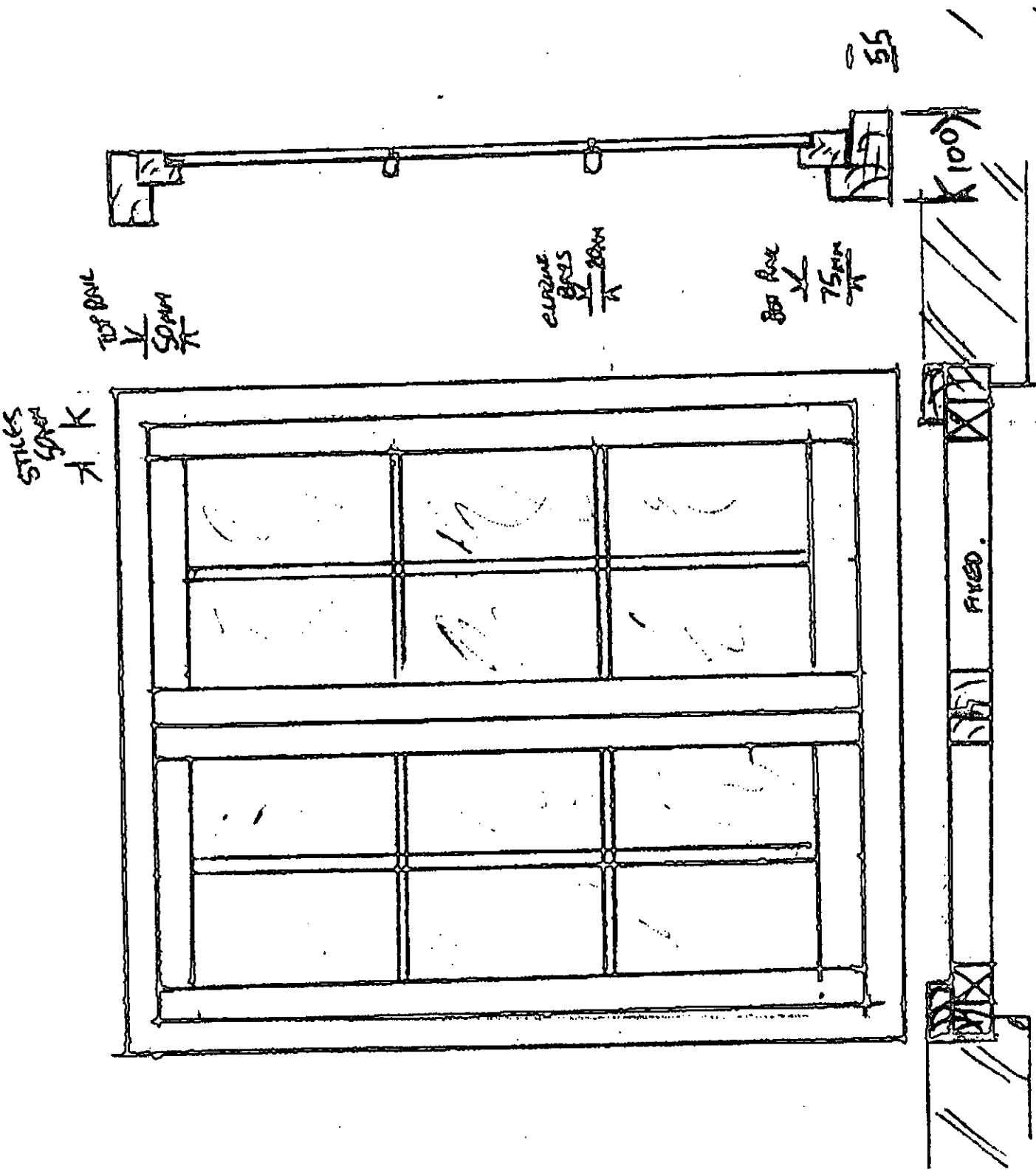
55
100
FIXED.

SASH WINDOW SPECIALIST

Double Glazed Replacement Sashes

GLUED & WEDGED MORTICE & TENNON'S. (Exterior quality glue, no star dowels.)

15 * 22 mm REBATE SIZES SHOWN ARE FOR 4 - 6 - 4 D.G.U.
15 * 25 mm for a 4 - 6 - 6.5 D.G.U.
15 x 24 mm 4 - 10 - 4 D.G.U

PLANNING SERVICES | HPT
POL | TLS
DC | ENF
APP |
CS |
04 AUG 2004
COPIES TO | ACK
FILE:

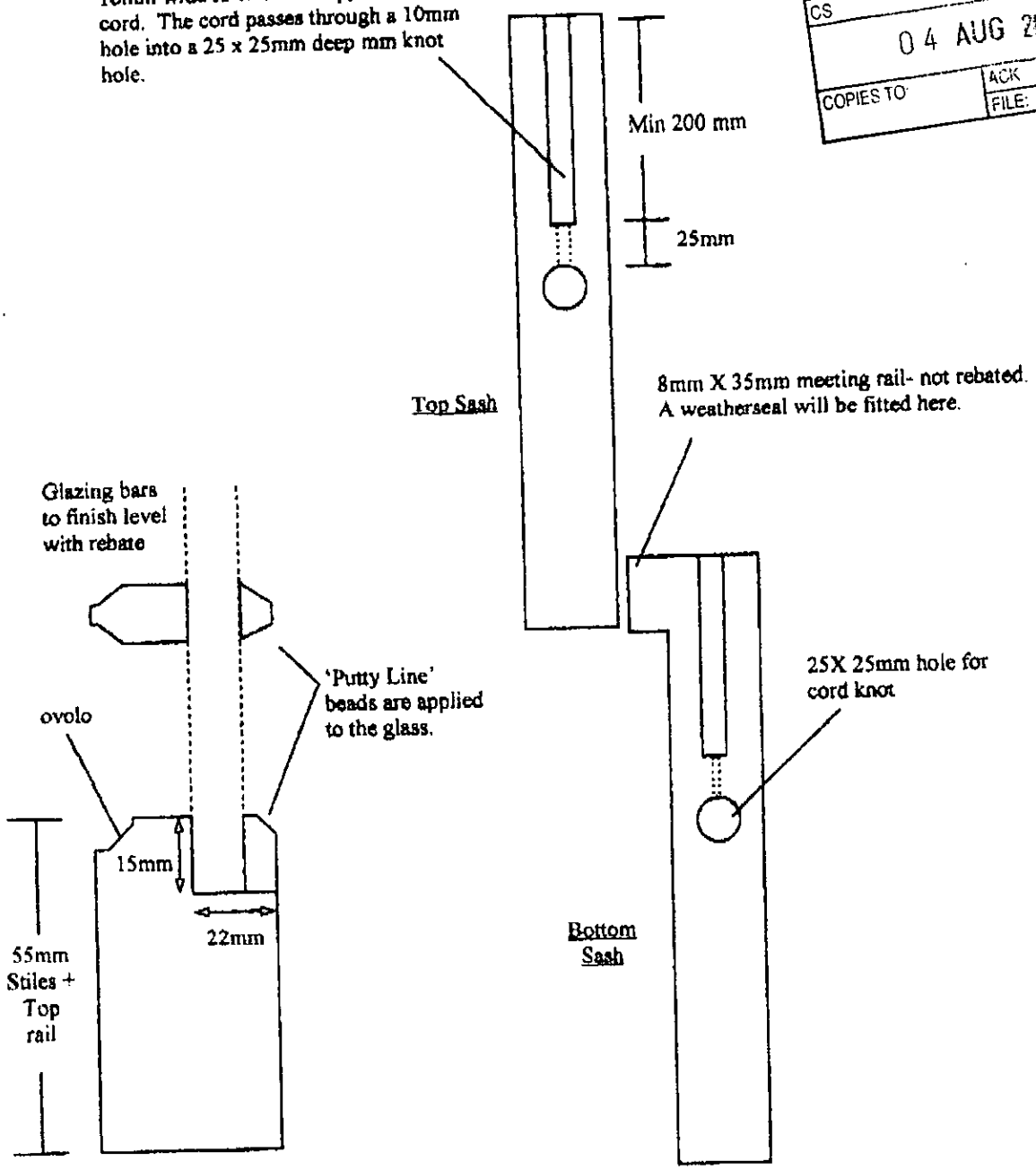

PROPOSED FLOOR LAYOUTS PLOT 9

All information contained in this drawing is the sole copyright of S. J. Springer, and is not to be reproduced without permission.
All dimensions to be confirmed on site.

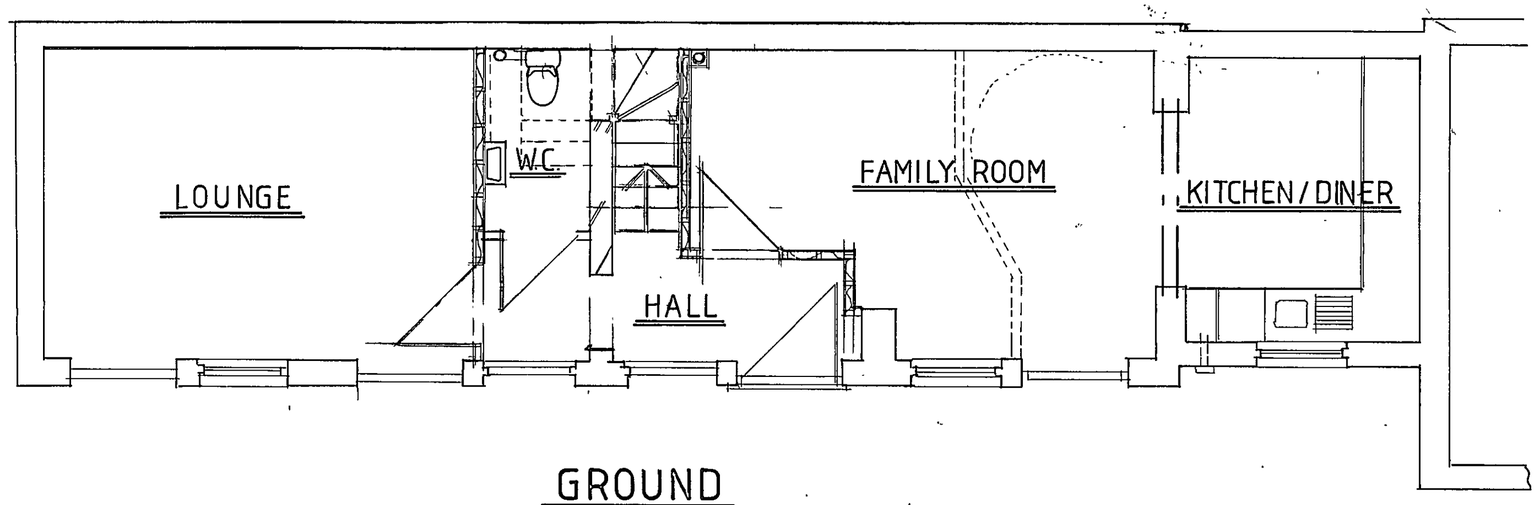

GROUND

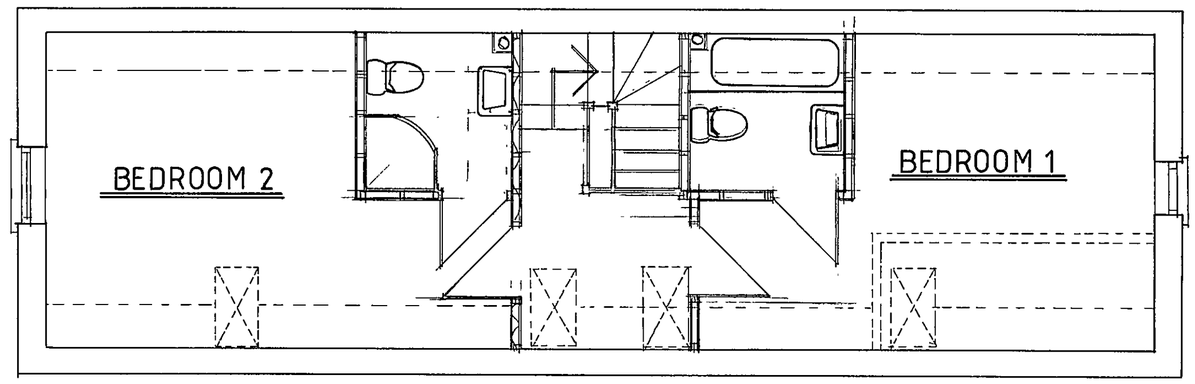

FIRST

SUPERSEDED
MINOR AMENDMENTS
--0266
--8267

SCALE 1:50

SJS/204/24/1/R
ARCHITECTURAL & BUILDING DESIGN
S.J. SPRINGER

Service Point Heathrow 3

All information contained in this drawing is the sole copyright of S. J. Springer, and is not to be reproduced without permission.
All dimensions to be confirmed on site.

PROPOSED FRONT ELEVATION PLOT 9



SCALE 1:50

MINOR AMENDMENTS
--8266
--8267

Plot 9 elevations

ARCHITECTURAL & BUILDING DESIGN
S.J. SPRINGER

PROPOSED FLOOR LAYOUTS PLOT 9

All information contained in this drawing is the sole copyright of S. J. Springer, and is not to be reproduced without permission. All dimensions to be confirmed on site.

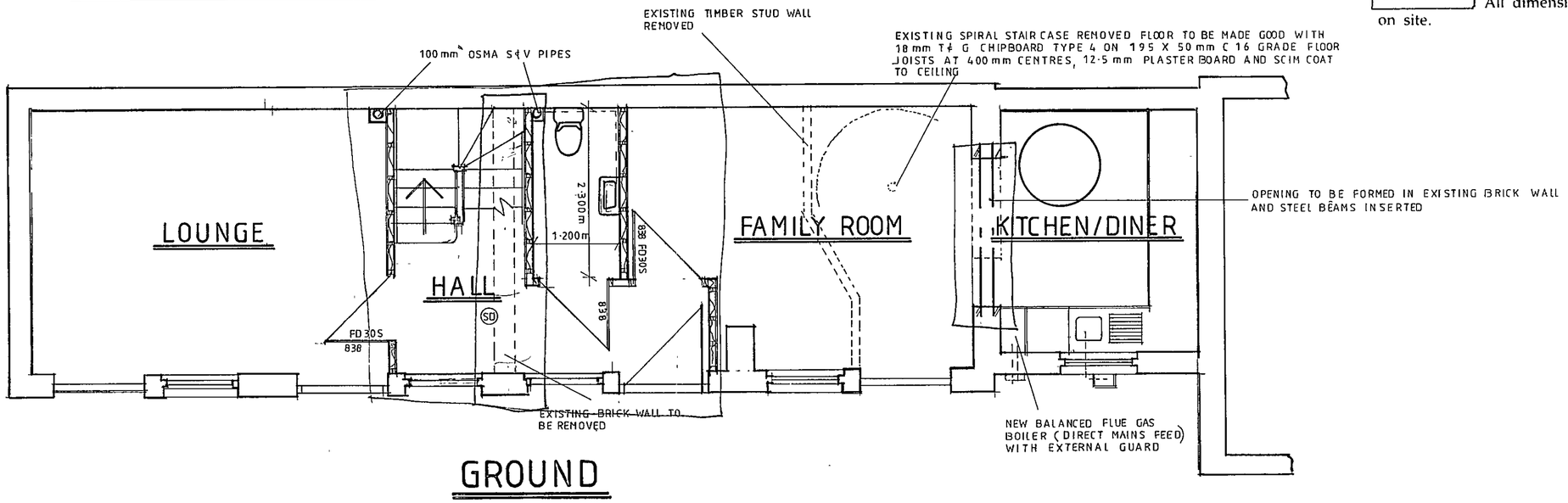

GROUND

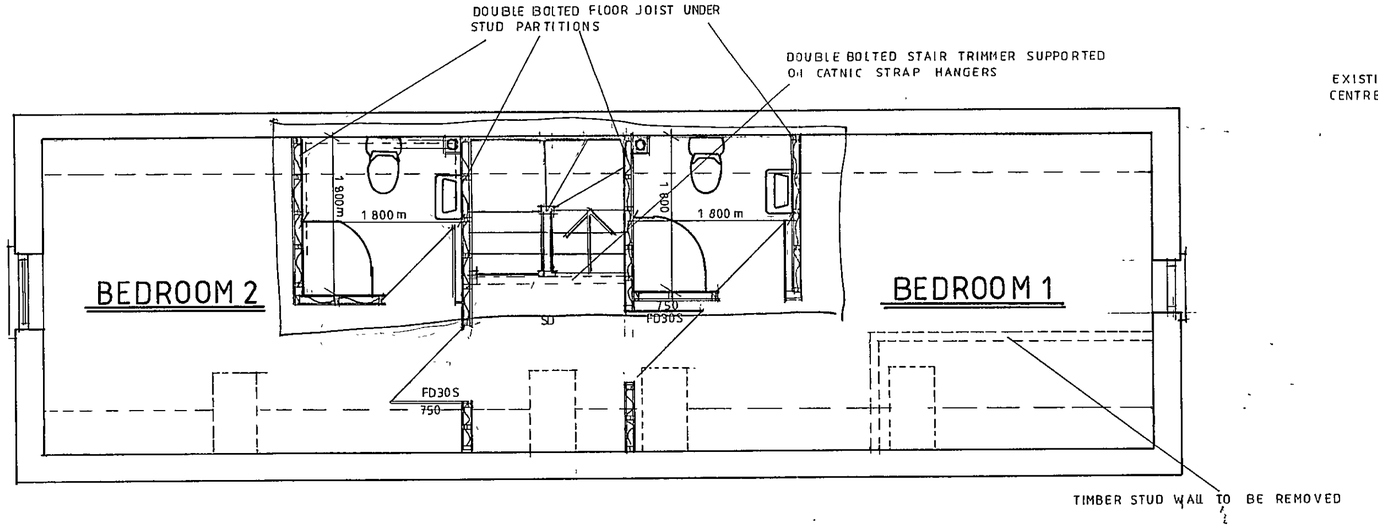

FIRST

SECTION A/A

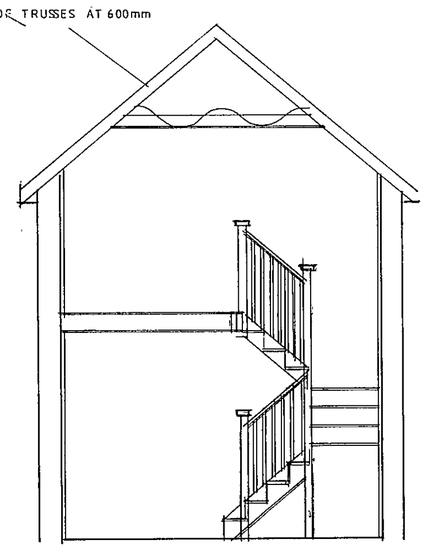

PLANS TO MEET CONDITIONS

- 0267

PLANNING SERVICES DEPT
POL
DC
APP
CS
COPIES TO
04 AUG 2004

SCALE 1 : 50

SJS/204/24/1

ARCHITECTURAL & BUILDING DESIGN

S.J. SPRINGER

All information contained in this drawing is the sole copyright of S. J. Springer, and is not to be reproduced without permission. All dimensions to be confirmed on site.

PROPOSED GROUND FLOOR LAYOUT

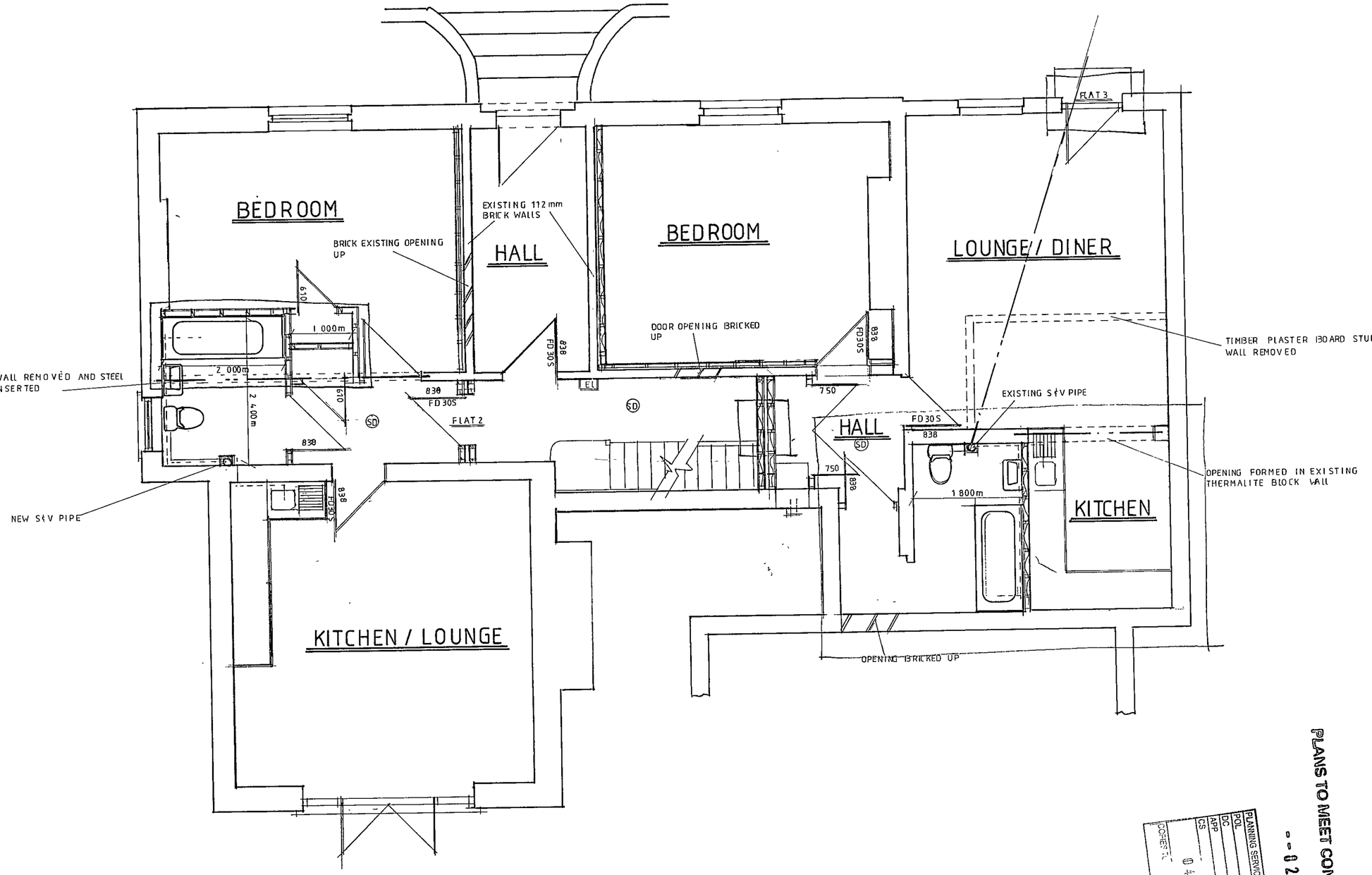

PLANS TO MEET CONDITIONS

--0267

PLANNING SERVICES HPT
POL
DC
APP
CS
04 AUG 2004
RECEIVED

SJS/204/24/3

ARCHITECTURAL & BUILDING DESIGN

S.J. SPRINGER

PROPOSED FLOOR LAYOUTS PLOT 10

All information contained in this drawing is the sole copyright of S. J. Springer, and is not to be reproduced without permission. All dimensions to be confirmed on site.

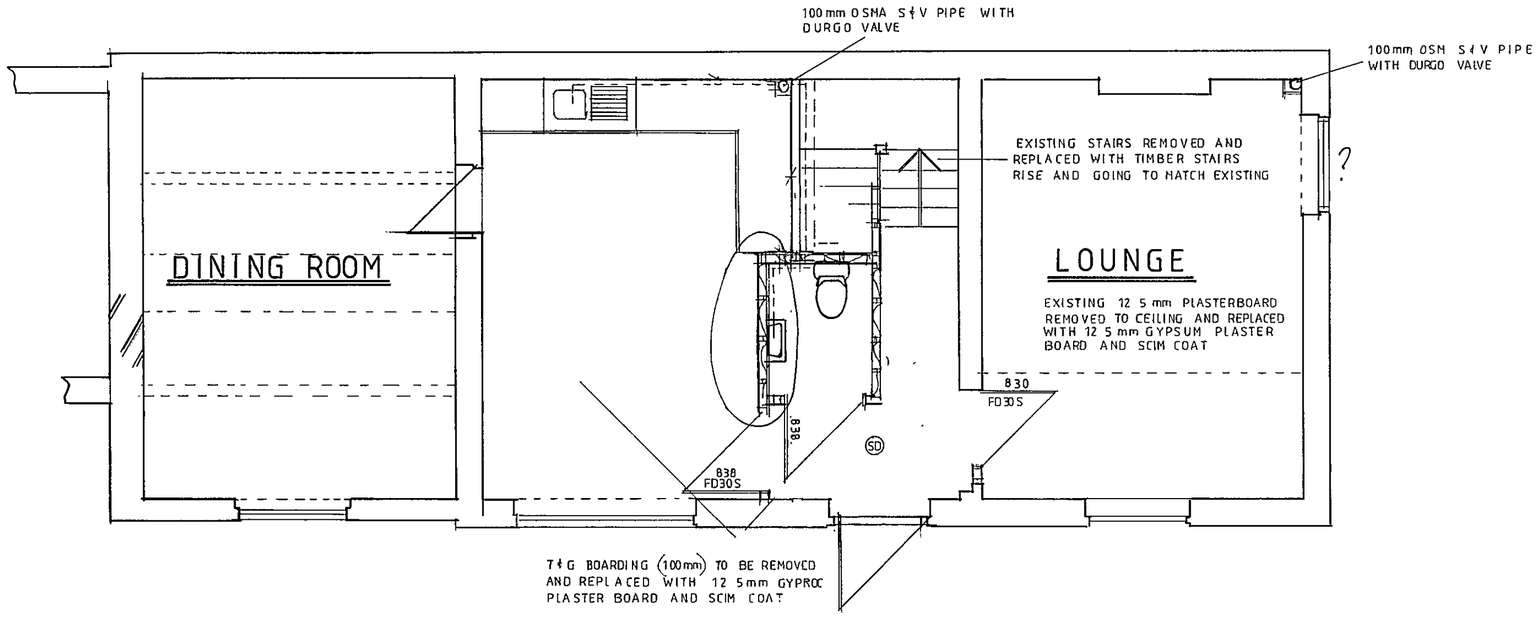

GROUND

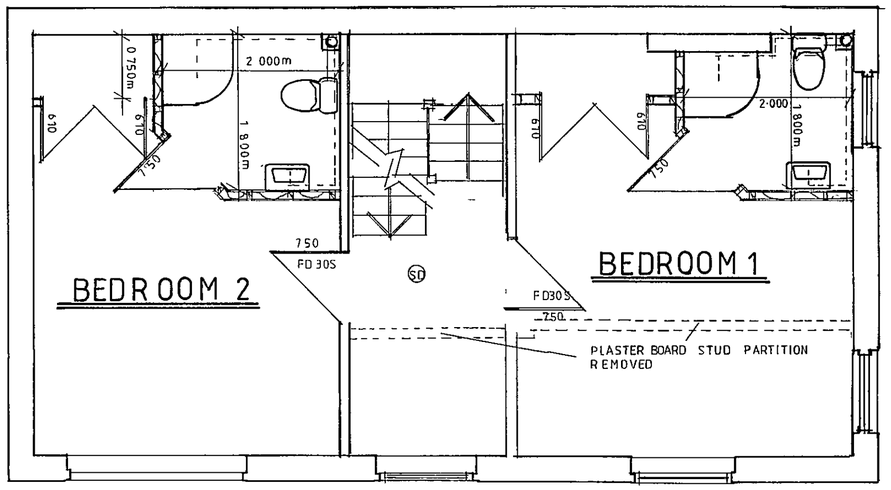

FIRST

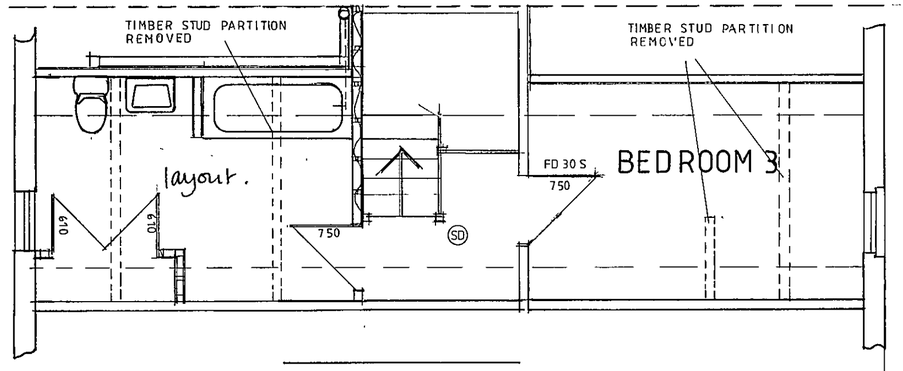

SECOND

PLANS TO MEET CONDITIONS

- - 8267

PLANNING SERVICES HPT TLS ENF
POL
DC
APP
CS
COPIES TO
04 AUG 2004

SJS / 204 / 24 / 2

ARCHITECTURAL & BUILDING DESIGN

S.J. SPRINGER

SCALE 1 50

Service Point Heathrow 3

All information contained in this drawing is the sole copyright of S. J. Springer, and is not to be reproduced without permission. All dimensions to be confirmed on site.

PROPOSED FIRST FLOOR LAYOUT

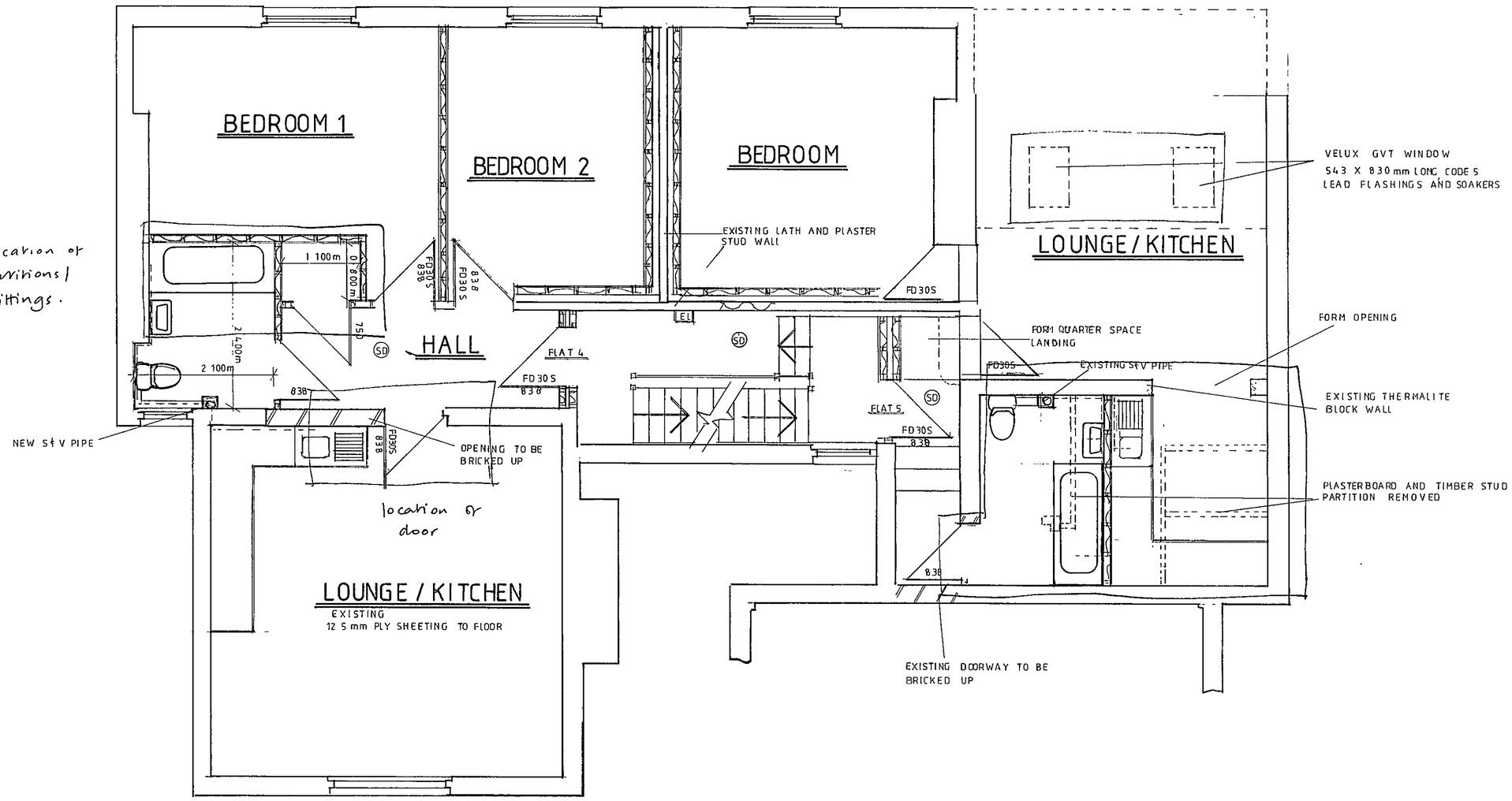

EXISTING FIRST FLOOR CEILINGS OF LATH AND PLASTER

PLANS TO MEET CONDITIONS

PLANNING SERVICES NPT
POL TLS
DC ENG
APP
CS
04 AUG 2004
COPIES TO ACK
FILE

SCALE 1:50

SJS/204/24/4

ARCHITECTURAL & BUILDING DESIGN

S.J. SPRINGER

Service Point Heathrow 3

All information contained in this drawing is the sole copyright of S. J. Springer, and is not to be reproduced without permission. All dimensions to be confirmed on site.

PROPOSED SECOND FLOOR LAYOUT

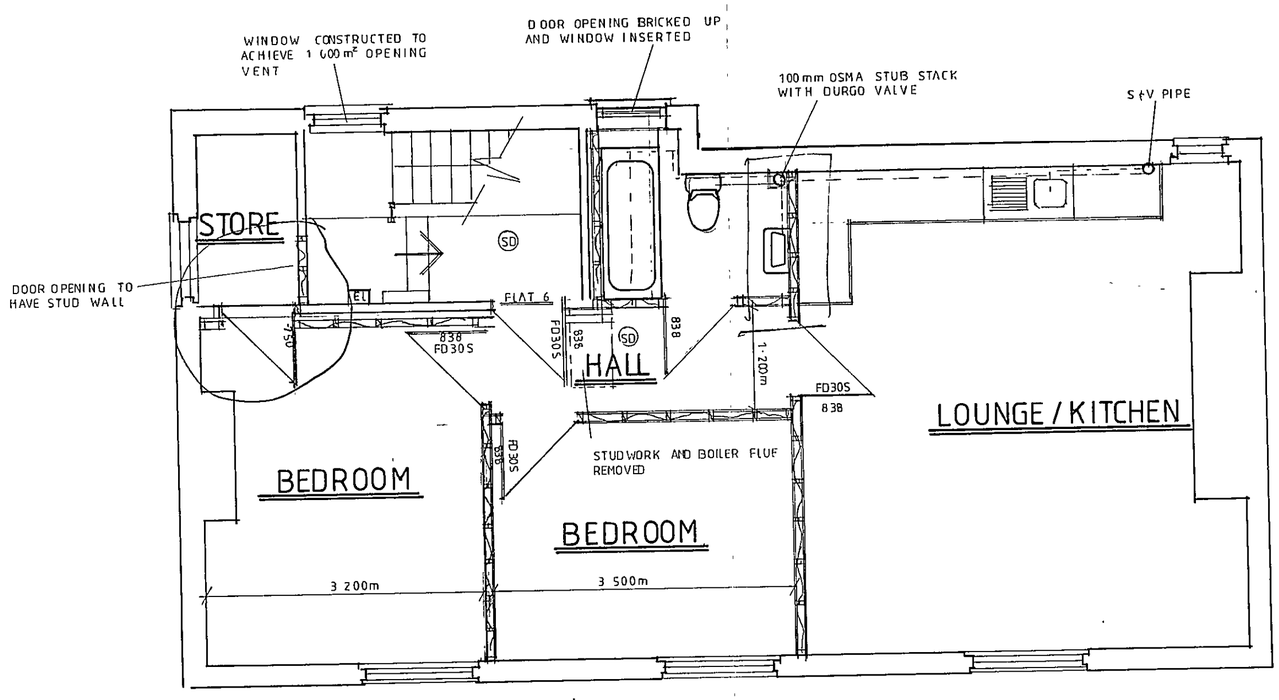

PROPOSED BASEMENT LAYOUT

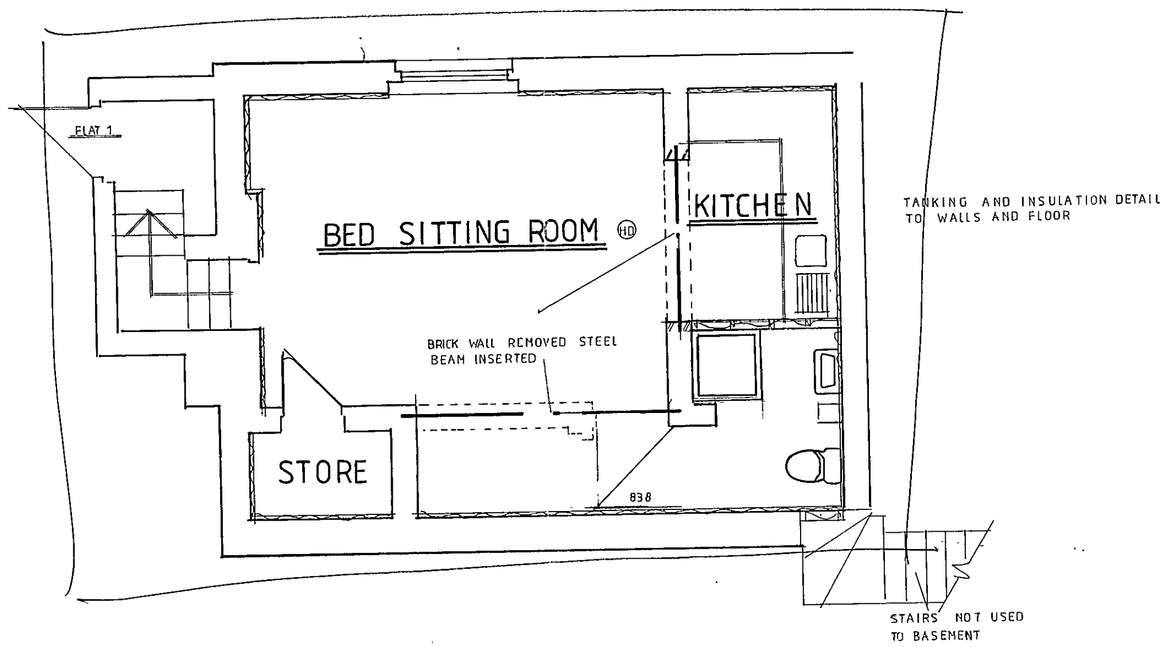

SCALE 1:50

PLANS TO MEET CONDITIONS

D-8267

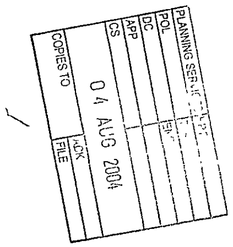

SJS/204/24/5

ARCHITECTURAL & BUILDING DESIGN

S.J. SPRINGER

SITE SURVEY

520mN

480mN

FOUL DRAINAGE

100 mm OSMA DRAINAGE LAID TO A 1.60 GRADIENT WITH BED AND SURROUND OF 150 mm SHINGLE WITH 150mm CONCRETE COVER OVER INSPECTION CHAMBERS CONSTRUCTED IN 102mm SEMI ENGINEERING BRICKS RENDERED EXTERNALLY, GALVANISE HEAVY DUTY FRAME AND COVERS TO TAKE BLOCK PAVIERS, 50 mm OSMA WASTE PIPES WITH RODDING EYES AND ANTI VAC TRAPS SOIL AND VENT PIPES PASSING THROUGH COMPARTMENT FLOORS ARE TO HAVE FIRE COLLARS FITTED

SCALE 1:200

"Council Offices"
Eaves level 75.82
Ridge level 81.45
Eaves level 75.92

Tarmac roadway
NEW S+V PIPES
Sycamore d=0.3 h=10
Sycamore d=0.5 h=12
Holly d=2x0.1 h=4
Two storey building
Floor level 68.69
NEW BIG
Three storey building
Floor level 68.62
Floor level 68.61
Brick wall with conc. plinth
Kerb
Conc.
Water Gas
Air-con. unit
NEW IC IL 68 247
NEW IC IL 68 22
IC CL 68.54 IL 67.89
150mm FW
Telecom
IC CL 68.48 IL 68.01
Block paving
Parking bays
Gully
Brick wall h=2.4
Cabinet
Cherry d=0.17 h=5
Shrubbery
Tactile paving
CATV
Gates
WV
Brick wall h=2.4
Traffic control cabinet
Steps
Bed
Brick ret. wall h=1.5
NEW S+V PIPE
Single storey
Two storey
No.16
Three storey building
Brick ret. wall/railing
Gas
Metal stairs
(extent of walkway over)
Drain/RWP
Close board fence h=1.8
Conc. slabs retaining edge
Railing h=1.1
Conc. slabs
Single storey building
Two storey building
Cypress(dead) d=0.18 h=8
Holly d=0.1 h=4
Drop kerb
Sycamore d=0.18 h=7
H Chestnut d=0.45 h=10
Fruit d=0.2 h=8
Sycamore d=1x0.3/1x0.2 h=16
Aspen d=0.18 h=9
Conc. ret. wall
Brick wall
Car park
"Albany House"
Three storey building
IC CL 69.21 IL 68.66
Brick wall h=0.25/railing h=1.15
Brick wall h=0.8
Grass
Tarmac
Granite setts
Tactile paving
Paving
Tarmac footpath
Brick wall h=0.7
Gully
Face of stone retaining wall ave h=0.45
Face of stone retaining wall ave h=0.55
Face of stone retaining wall ave h=0.8
SHUTE END
Traffic control cabinet
Telecom
Block paving
Kerb
Granite setts
Tarmac
Steps
Gully
Drain/RWP
Brick ret. wall/railing
Bed
Single storey
Two storey building
Three storey building
Metal stairs
Brick wall h=2.4
Shrubbery
Paving
Tactile paving
Cabinet
Gates
WV
Gas
Telecom
CATV
IC
RS
FW
WV
Gas
Face of stone retaining wall ave h=0.55
Face of stone retaining wall ave h=0.8
Face of stone retaining wall ave h=0.45
Steps
Gully
Granite setts
Tarmac
Kerb
Block paving
Brick ret. wall/railing
Gas
Bed
Steps
Single storey
Two storey building
Three storey building
Metal stairs
Drain/RWP
Brick wall h=0.25/railing h=1.15
Brick wall h=0.8
Face of stone retaining wall ave h=0.55
Face of stone retaining wall ave h=0.45
Face of stone retaining wall ave h=0.8
SHUTE END
Traffic control cabinet
Telecom
Block paving
Kerb
Granite setts
Tarmac
Steps
Gully
Drain/RWP
Brick ret. wall/railing
Bed
Single storey
Two storey building
Three storey building
Metal stairs
Brick wall h=2.4
Shrubbery
Paving
Tactile paving
Cabinet
Gates
WV
Gas
Telecom
CATV
IC
RS
FW
WV
Gas
Face of stone retaining wall ave h=0.55
Face of stone retaining wall ave h=0.8
Face of stone retaining wall ave h=0.45
Steps
Gully
Granite setts
Tarmac
Kerb
Block paving
Brick ret. wall/railing
Gas
Bed
Steps
Single storey
Two storey building
Three storey building
Metal stairs
Drain/RWP
Brick wall h=0.25/railing h=1.15
Brick wall h=0.8

PLANS TO MEET CONDITIONS
--8267

RECEIVED
04 NOV 2004