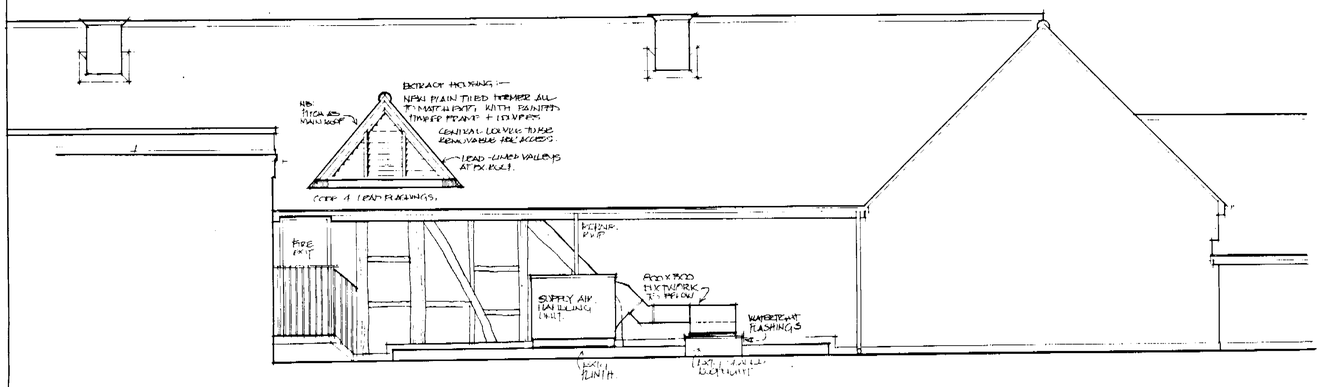

PROPOSED ELEVATION.

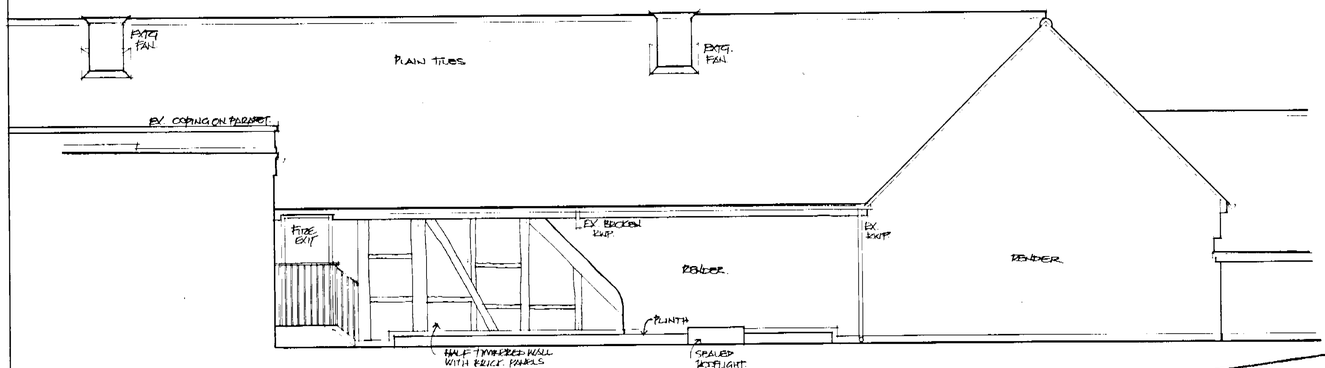

EXISTING ELEVATION.

SUPERSEDED

Street Fite Associates

Architectural & Interior Design Consultants

Princes Drive • Kenilworth • Warwickshire • CV8 2FD
Tel: 01926 864440 • Fax: 01926 864441 • E-mail: sea@streetfite.co.uk

Client

Project
Ye Olde Rose
Wokingham

Drawing Title
Side elevation
existing & proposed

Scale 1:50 Date Apr 02

Drawing no. 20062 / 29 Rev. A

Revisions
A EXTRACT - DOPPER ADDED MAY 02

This drawing is the property of Street Fite Associates. Copyright is reserved by them and the drawing is issued on the condition that it is not copied in any part without their written consent. Figured dimensions to take preference over those scaled. All dimensions to be checked on site before commencement of work or shop drawings. This drawing to be read in conjunction with the specification when existing and all other consultants drawings.

MT 460133 R

19 JUN 2002 6653

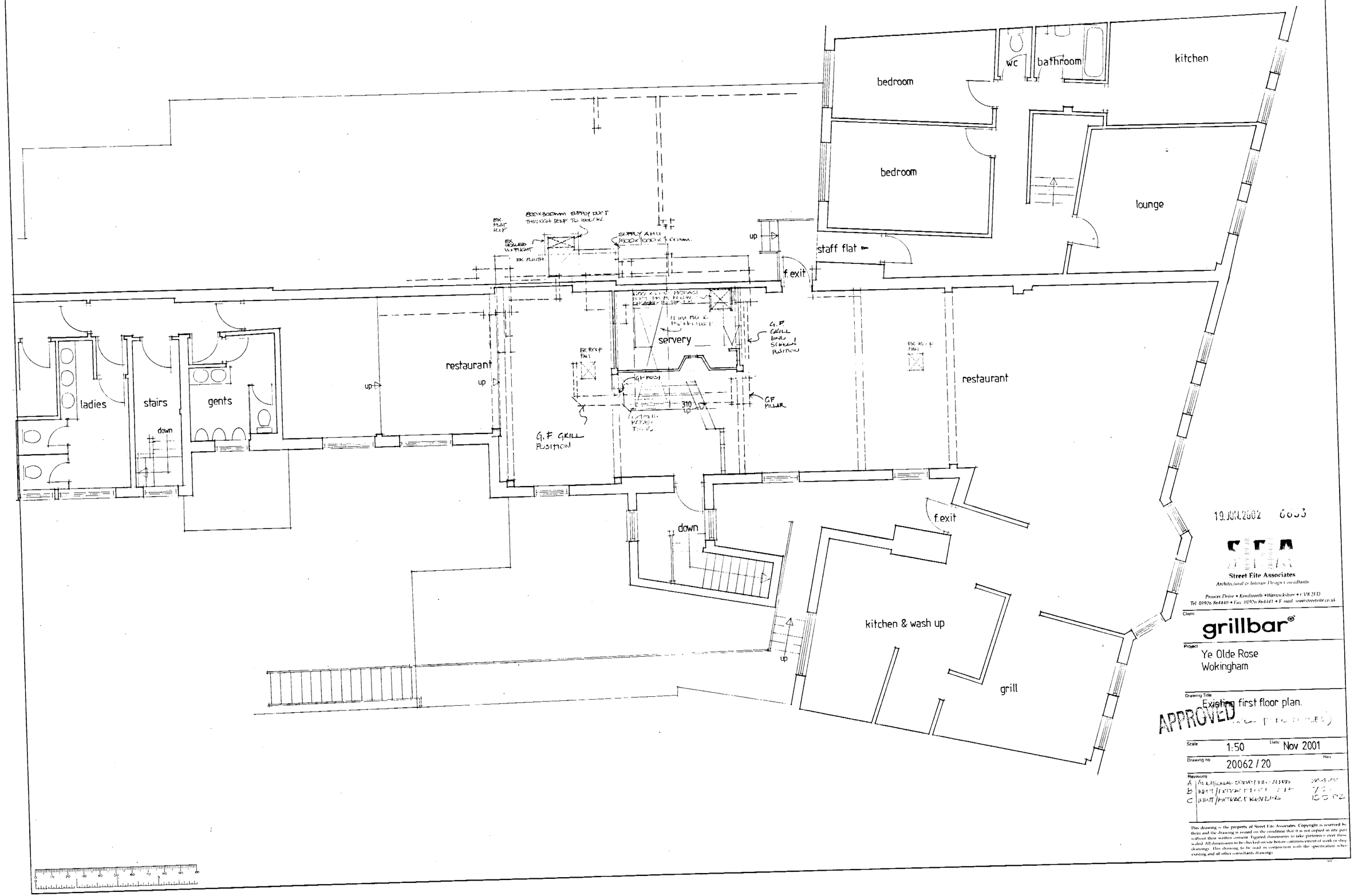

19.JUN.2002 6653

Street Eite Associates
Architectural & Interior Design Consultants
Princes Drive • Kenilworth • Warwickshire • CV8 2FD
Tel: 01926 864440 • Fax: 01926 864441 • E-mail: sea@streeteite.co.uk

Client: grillbar

Project: Ye Olde Rose
Wokingham

Drawing Title: Existing first floor plan.

APPROVED

Scale: 1:50 Date: Nov 2001

Drawing no: 20062 / 20 Rev

Revisions
A [illegible]
B [illegible]
C [illegible]

This drawing is the property of Street Eite Associates. Copyright is reserved by them and the drawing is issued on the condition that it is not copied in any part without their written consent. Figured dimensions to take preference over those scaled. All dimensions to be checked on site before commencement of work or shop drawings. This drawing to be read in conjunction with the specification when existing and all other consultants drawings.

FIRE BARRIERS REQUIREMENTS

DOORS

Doors rated as FD30S are to be capable of resisting the passage of flame for 30 minutes. Doors to be of 44mm leaves with a 25mm nominal polished hardwood lipped rebate. Intumescent strips and cold smoke seals are to be fitted in accordance with manufacturers instructions. Alternatively, where door gaps are to be retained, rebated and lipped doors and frames are to be 25x38mm softwood sections. Fixed to hanging stiles are 6mm deep intumescent strips.

Doors rated as FD60 are to be of 54mm nominal thickness for existing 1930's panelled doors and 6mm thick Georgian wired glass in steel glazed screens. Intumescent glazing compound and Pyrostop 30-60 to be used where glass and screens are used.

Doors rated as FD60 are provided with door sets to be supplied complete with a pair "Fully Braced Open Hollow" 1930mm wide x 2040 high x 54mm thick hardwood doors and frames to BS 4787, Part 1, 1981.

FIRE ALARM

Alarm sounders are to be provided in order to be heard throughout the building. Where the activation of the alarm is by heat detection or smoke detection the type of alarm sounder employed shall be confined to only those areas that have been protected by heat or smoke detectors, thereby confining activation indications to the particular fire detector system of type 2 and comply with the relevant clauses of BS 5839 pt 1: 1988. It is recommended that the system to be provided is a two stage system allowing staff to investigate before evacuation.

Break glass call points denoted thus ◆

Bell sounders thus

HEAT/SMOKE DETECTION

Heat detectors indicated thus ⊙ and smoke detectors indicated thus ⊡ to be installed where indicated and to be linked to the alarm system.

EMERGENCY ESCAPE LIGHTING

Illuminated "FIRE EXIT" boxes provided as shown on plan. EXIT and pictorial fire escape format, against and over the main doors, to be self contained Maintained Type and comply with the emergency escape lighting system. These are also to be mounted at a height of between 2M and 2.5M above floor level. The system to be installed in accordance with BS 5266 Part 1: 1999.

Emergency escape lighting indicated thus E, to the areas shown hanging from a single core cable of the mains electrical supply. The system shall be Non-Maintained Type and comply with BSCP 5266 Part 1: 1999

All emergency lighting commences to comply with BS 4533 Section 102.22: 1981.

FIRE FIGHTING EQUIPMENT

Equipment as listed and shown on plans and positioned as above for ease of access.

Fire equipment indicated thus
BC Water type fire extinguisher Type 3A W

Dry powder type fire extinguisher DP

Carbon dioxide type fire extinguisher CO2

Fire blanket FB

All portable fire fighting equipment shall comply with BS EN 3: 1996

NOTICES AND SIGNS ETC.

Provide and fix notices showing notices to comply where indicated. Signs to comply with the requirements of BS 5499, part 1: 1990 or The Health & Safety (Safety Signs and Signals) Regulations 1996

N1 Fire door keep shut
N2 Fire doors keep locked when not in use.
N3 Fire exit keep clear
N4 Beam Fire Notice

SURFACE FINISHES TO WALLS

The surface finish of the premises shall provide the following characteristics:

A) Combustibility: Class 1 in accordance with Approved Document B, Section 7.
B) Means of escape notices: Class 0 as defined in Section 11 of Approved Document B (Fire Safety Regulations 1992 as amended).

FURNITURE AND FURNISHINGS - FLAMMABILITY

A) New upholstered seating, furniture and all soft goods shall comply with the requirements of BS 5852 Part 1 Ignition Source 1 Smoulder Standard and Part 2 Ignition Source 5 Wood Crib Standard for the period 1st July 1988 to 30th June 1989. Fire Tests for Furniture.
The crib ignition source 5 (Part 2 of Standard) is applicable for testing of Flame Retardant Foam.

With effect from the period 1st July 1988 to 30th June 1989 Fire Tests for Furniture.
Methods of test for fire ignition by Smouldering Cigarettes for testing of Flame Retardant Foam.

In addition to the above standards, all furniture, fittings and mattresses shall comply with the Furniture and Furnishings (Fire) (Safety) Regulations 1988 as amended.

B) Curtains and other items of hangings should be inherently flame retardant or be treated with a durable flame retardant. They should be capable of complying with the Type B performance requirements of British Standard 5867 pt. 2: Specification for Fabrics for Curtains and Drapes - Flammability Requirements.

C) Waterproof sheets. Any fabrics or plastics requiring a flame retardant treatment should be subjected to a water soak test detailed in BS 5651.

D) Upholstered cushions and pillows to conform to British Standards 5852: pt 2 1982 Part 1 1979 Crib 5 or as appropriate.
Fillings and interliners should be resistant to cigarette ignition.
Polyurethane foam should be resistant to ignition from cigarettes and matches.

Construction Fire Resisting Stud Partitions
New internal fire resisting stud partitions to comprise 75 x 50mm sawn softwood studding at maximum 400mm centres with 75 x 50mm sawn softwood head and sole plates. Faced both sides with 2no layers 19mm Gyproc "Fireline" plasterboard and skim finish. Joints staggered between layers and taped and filled.
Outer layers of plasterboard to be sealed to the existing floor, ceiling and walls with a fire resisting mastic.
Provide 50 x 50mm Softwood battens with mitred corners to all internal angles. Provide pairs of 25mm deep stops to the sides of doorways.

Glass and glazing
All new glass doors and screens to be capable of complying with the requirements of BS 6206: Part A. Access to rear shall be provided to comply with Part M of the Building Regulations, 1991 (amended).

Boarding out
Provide 9.5mm thick PVC cement sheet, fixed on battens, to enclose existing roof space between the underside of the existing roof and the new ceiling. Provide 50 x 50mm sawn softwood battens to support the sheeting. Provide 50 x 50mm sawn softwood battens to form a 600mm deep access hatch. Provide 25mm thick insulation between battens.

Boarding out to Ceiling
Provide 9.5mm thick PVC cement sheet, fixed on battens, to enclose existing roof space between the underside of the existing roof and the new ceiling. Provide 50 x 50mm sawn softwood battens to support the sheeting. Provide 50 x 50mm sawn softwood battens to form a 600mm deep access hatch. Provide 25mm thick insulation between battens.

Waste pipework
Generally
Adapt existing WC connection for new layout and to cover.
50mm dia. PVC pipework with 75mm seal trap to existing bar.
50mm dia. PVC pipework with 75mm seal trap to existing bar.
Adapt existing WC waste for new layout and to cover.
50mm dia. PVC pipework from new WC pedestal with suitable connection to new stub stack.
100mm dia. PVC pipework from new WC pedestal with suitable connection to new stub stack.
75mm dia. PVC pipework with proprietary air seal stopper valve.
Take above floor level all ingress fitting behind, connected to existing manifold.

Kitchen
50mm dia. PVC pipework with 75mm seal trap to existing SVP or external wall.

Washing
50mm dia. PVC waste with 75mm seal trap to existing SVP.

Existing
50mm dia. PVC waste with 75mm seal trap to existing SVP or external wall.

NOTE:
areas where covering is to be agreed only on with conservation officer at the time of operation.

NOTE: EXTRACT AIR
Co-ordinate position of new grilles with existing ceiling joists and services. Extract air to be ducted to roof via existing flue.

NOTES

This drawing must be read in conjunction with separate structural engineers calculations and details.

First floor areas remain as existing - no alterations.

SEIA
Street Elite Associates
Architectural and Interior Design Consultants
Princes Drive • Kenilworth • Warwickshire • CV8 2FD
Tel: 01926 864440 • Fax: 01926 864441
E-mail: sea@streetelite.co.uk

Client

Project
Ye Olde Rose
Wokingham

Drawing Title
Proposed ground floor plan

Scale	1:50	Date	July 2001
Drawing no.	20062/02	Rev.	G

Revisions
A To clarify & detailing 8/10/01
B & C Revised location of doors 26/11/01
D to G Revised arrangements 20/12/01
General revisions 27/02/02
Structural details & access 11/03/02
New servery position 13/05/02
Minor revisions 29/07/02

This drawing is the property of Street Elite Associates. Copyright is reserved by them and the drawing is issued on the condition that it is not copied, used or disclosed to unauthorised persons without prior written consent. Figured dimensions to be preferred over scaled dimensions. Drawings are to be checked on site before commencement of any work or shop drawings. The contractor is to keep a complete set of drawings on site that are to be used for no other purpose than for the execution of the works described therein.

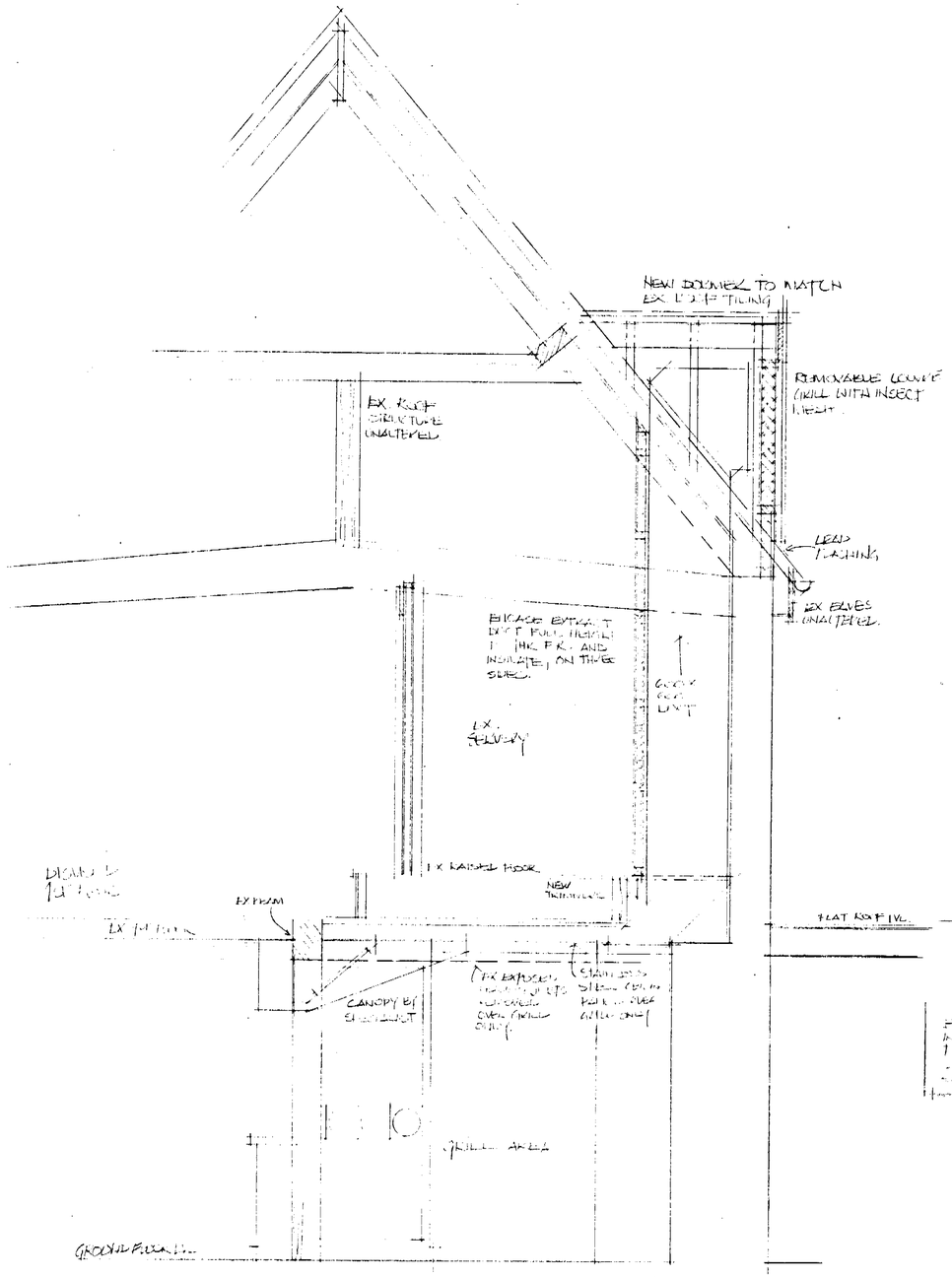

EXTRACT DUCT WORKS
1:20 SECTION

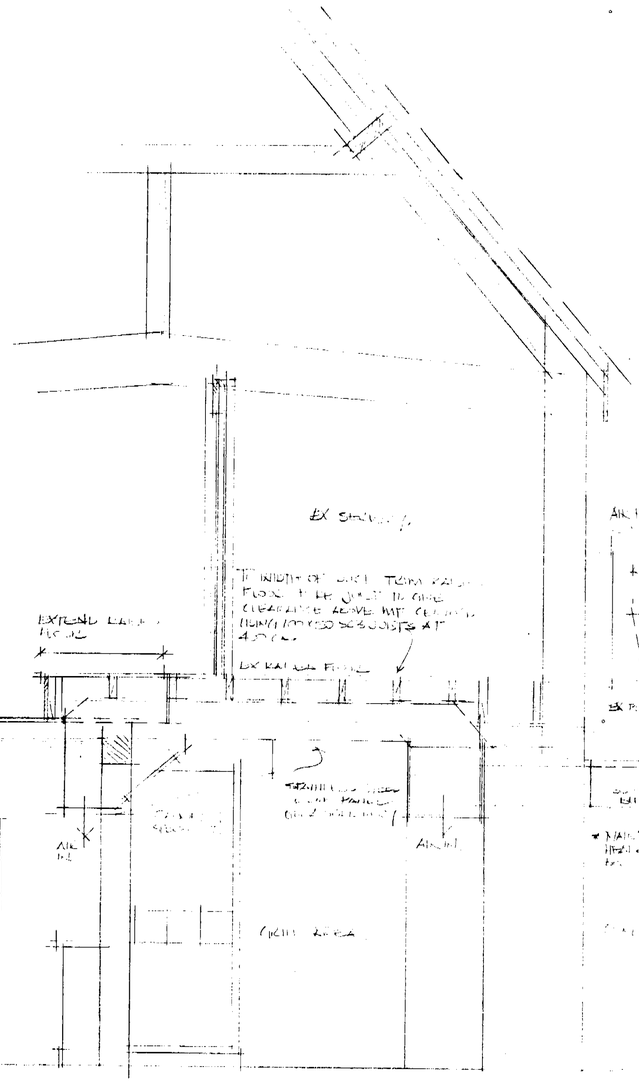

INPUT AIR DUCTING.
1:20 SECTION

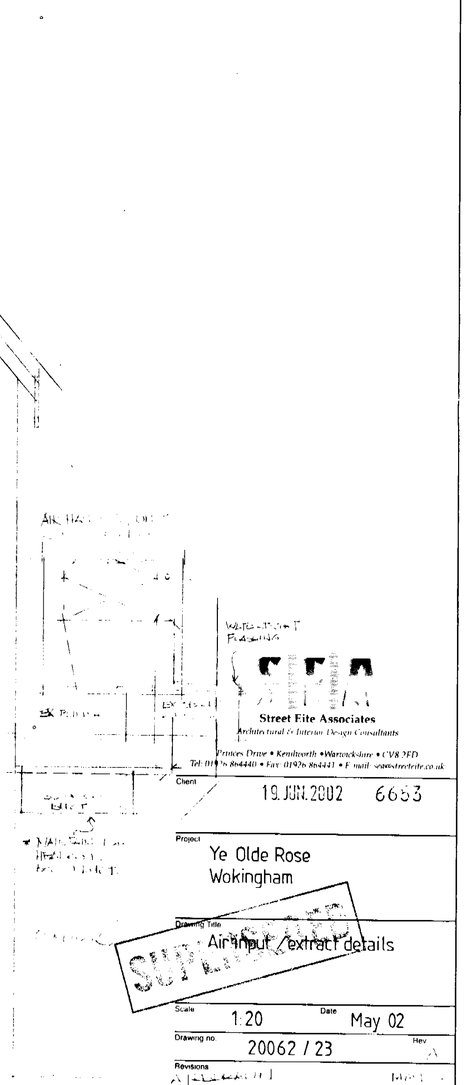

Street Fite Associates
Architectural & Interior Design Consultants
Princes Drive • Kenilworth • Warwickshire • CV8 2FD
Tel: 01926 864440 • Fax: 01926 864441 • E mail: sales@streetfite.co.uk

Client

19.JUN.2002 6653

Project
Ye Olde Rose
Wokingham

Drawing Title
Air input / extract details

SUPERSEDED

Scale 1:20 Date May 02

Drawing no. 20062 / 23 Rev A

Revisions

This drawing is the property of Street Fite Associates. Copyright is reserved by them and the drawing is issued on the condition that it is not copied in any part without their written consent. Figured dimensions to take preference over those scaled. All dimensions to be checked on site before commencement of work or shop drawings. This drawing to be read in conjunction with the specification existing and architects/consultants drawings.