NOTES
1. ALL DIMENSIONS IN MILLIMETRES UNLESS OTHERWISE STATED
2. CORRECTION FACTORS BASED UPON TG-NET-CAB-009 MAY APPLY.
3. FOR STANDARD DUCT(S) INSTALLATION GREATER THAN TWO, CYMCAP STUDY SHALL BE UNDERTAKEN OR SPECIALIST DESIGN UNDERTAKEN.
4. REFERENCE: TG-NET-CAB-001 APPENDIX A.28.
5. CLEARANCE FROM UNDERSIDE OF PIPES/SERVICES SHALL BE 300mm MINIMUM OR TO COMPLY WITH ASSET OWNER REQUIREMENTS.

A–A
VERGE & FOOTPATH

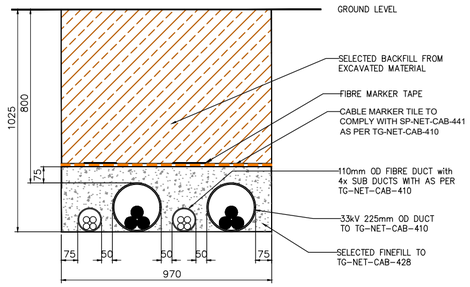

B–B
CARRIAGEWAY

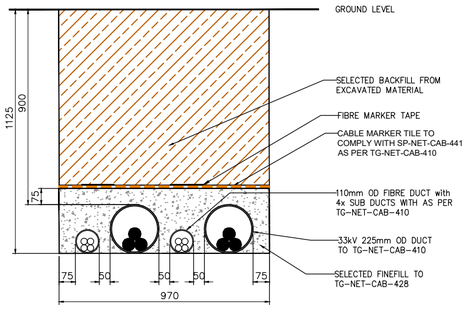

C–C
AGRICULTURAL

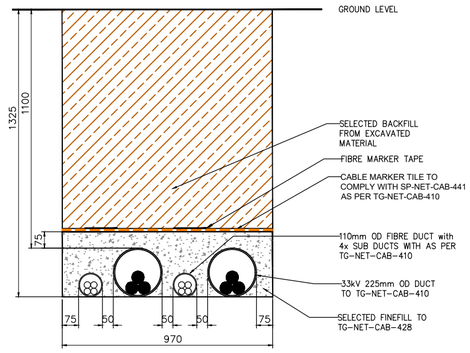

D–D
SERVICE CROSSING
(DEEP)

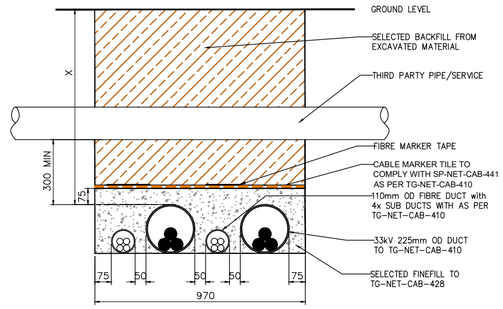

E–E
OPEN CUT WATER CROSSING

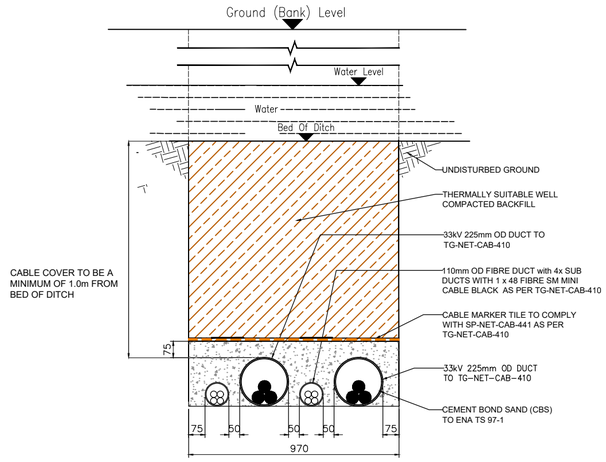

F–F
OPEN CUT WATER CROSSING

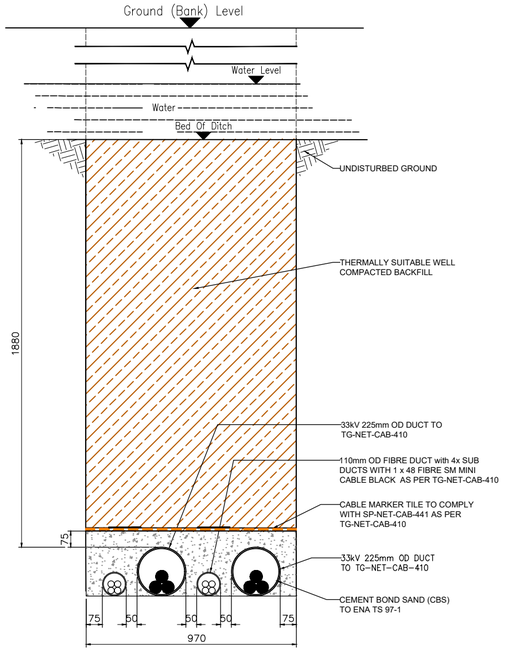

G–G
OPEN CUT WATER CROSSING

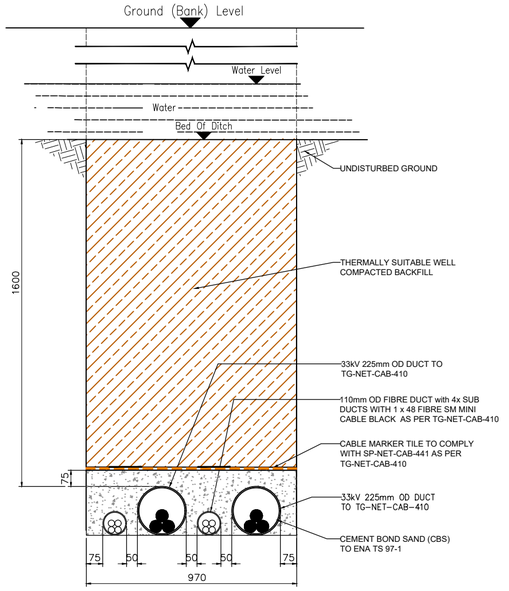

H–H
OPEN CUT WATER CROSSING

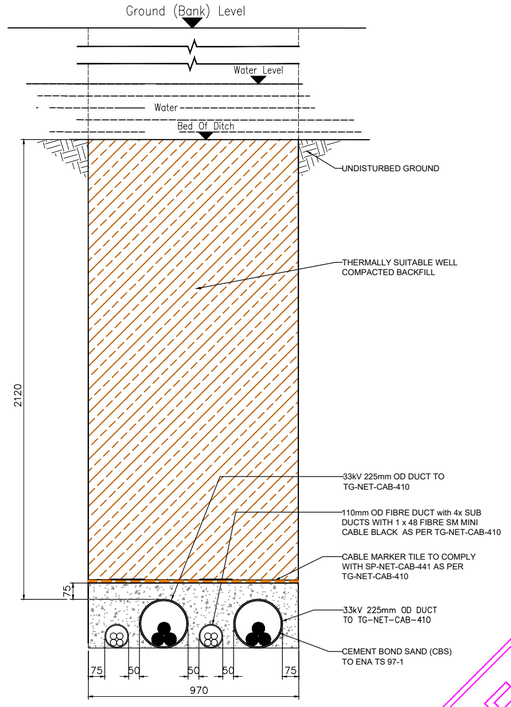

2, THREE CORE EHV DISTRIBUTORS LAID IN TREFOIL WITH PILOT OR FIBRE OPTIC: CYCLIC LOADING - TRENCH DETAILS			
LOCATION	FOR INSTALLERS AND DESIGNERS		FOR DESIGNERS
	DIMENSION "X" MINIMUM DEPTH OF COVER	DIMENSION "Y" DEPTH OF TRENCH	STANDARD DEPTH (S), NON-STANDARD DEPTH (N)
UNMADE & VERGE	800MM	1000MM	S
FOOTPATH	800MM	1000MM	S
CARRIAGEWAY	900MM	1100MM	S
AGRICULTURAL GROUND	1100MM	1300MM	N

NOTES:
CORRECTION FACTORS BASED UPON TG–NET–CAB–009 MAY APPLY.

FOR STANDARD DUCT(S) INSTALLATION GREATER THAN TWO, CYMCAP STUDY SHALL BE UNDERTAKEN OR SPECIALIST DESIGN UNDERTAKEN.

REV	DESCRIPTION	DRN	APPD	DATE
02	CN8011 - 33kV DUCT UPDATED TO 225 OD & ADDED TRENCH CROSS SECTION: FF, GG, HH	IB	CS	---------
01	ORIGINAL ISSUE - CN7942	DND	CS	13/03/2024

Scottish & Southern Electricity Networks

UNCONTROLLED COPY SUBJECT TO REVISION MASTER HELD AT 1 FORBURY PLACE Tel: 01189534999

This drawing is protected by copyright and the information contained therein is confidential. The drawing may not be copied and the information contained therein may not be used, or disclosed to a third party, wholly or in part except with the written permission of, and in the manner prescribed by SCOTTISH and SOUTHERN ENERGY plc ©2018

PROJECT NUMBER: PS004217

DRAWING TITLE: SOUTH WOKINGHAM
TRENCH CROSS SECTION
33kV SCHEME

SUITABILITY DESCRIPTION: FIT FOR INTERNAL REVIEW AND COMMENT
CODE: S3

DRAWN: DND
CHECKED: CS
APPROVED: CS

DRAWING NUMBER: CR / 74 / 0828

SHEET: 1 / 1
SCALE (@A2): 1:20
REV: 02

NOT APPROVED
DESIGN IN PROGRESS

File Name: V:\All Current Drawings\CR Series Drawings (Cable Routes)\CR0828_74_Rev02.dwg
Date Plotted: 17.01.2025