

LEGEND

TREE PROTECTION FENCING & EXCLUSION ZONE

All Tree Protection Fence (TPF) shall be installed prior to any plant activity on site whatsoever, including demolition, utility installation, groundworks, and soil stripping. Once erected, all TPF will be regarded as sacrosanct, and will not be removed or altered without prior recommendation by the project arboriculturist and approval of the local planning authority.

Tree Protection Fence shall comprise of Heras type panels on 'boots', well braced by attachment to scaffold pole uprights driven firmly into the ground. Once the exclusion zone has been protected by barriers and/or ground protection, construction work can commence. All weather notices may be erected on the barriers.



1 Weldmesh (e.g Heras) Panels
2 Concrete or rubber blocks
3 Scaffold pole uprights driven firmly into ground, then secured to panels with wire ties, or;
4 Uprights driven firmly into ground through hole in block, then secured to panels with wire ties.
5 Panels to be interlinked using clamps

TEMPORARY FENCING

The fencing is used to protect areas of special detail and is to be removed when the detail is installed as per the method statement & under the supervision of the project arboriculturist.

NO-DIG SURFACE

Cellular confinement system (CCS) o be used to create this area of hard surface, above the existing ground level. Topsoil to be retained. Depth of CCS to be 50-75mm for pedestrian surfaces and 100-200 for vehicular surfaces. Surface to be porous to approved details and specifications. To be installed under arboricultural supervision. **All specifications subject to engineering design.**

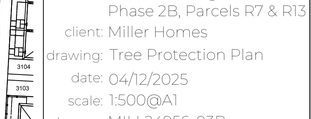

TREE TO BE RETAINED

TREE TO BE REMOVED

HEDGE CANOPY TO BE REDUCED

Hedge to be trimmed back from the red dashed line to the green line as indicated.

A CATEGORY TREE
B CATEGORY TREE
C CATEGORY TREE
U CATEGORY TREE

ROOT PROTECTION AREA (RPA) FOR RETAINED TREES

The original of this drawing was produced in colour- a monochrome copy should not be relied upon.

0 5 10 15 20 25m

Rev	Date	Details	Drawn
B	20/11/26	H133 removed.	WTW
A	27/10/26	Updated layout.	WTW

ACD ENVIRONMENTAL

HEAD OFFICE
Rodbourne Rail Business Centre, Grange Lane,
Malmesbury, SN16 0ES
Tel: 01666 825646

Unit 7, Godalming Business Centre, Woolsack Way
Godalming, GU7 1XW
Tel: 01483 425714

Suite 6, Crescent House, Yonge Close,
Eastleigh, SO50 9SX
Tel: 02382 026300

email: mail@acdenv.co.uk
www.acdenvironmental.co.uk

Copyright of ACD. All rights described in Chapter IV of the Copyright, Designs and Patents Act 1988 have been generally asserted: 2015. Copyright of this plan remains with ACD until all fees have been paid in full.

scheme: South Wokingham
Phase 2B, Parcels R7 & R13
client: Miller Homes
drawing: Tree Protection Plan
date: 04/12/2025
scale: 1:500@A1
dwg no: MILL24956-03B
Sheet 1 of 3
drawn: WTW checked: AJB

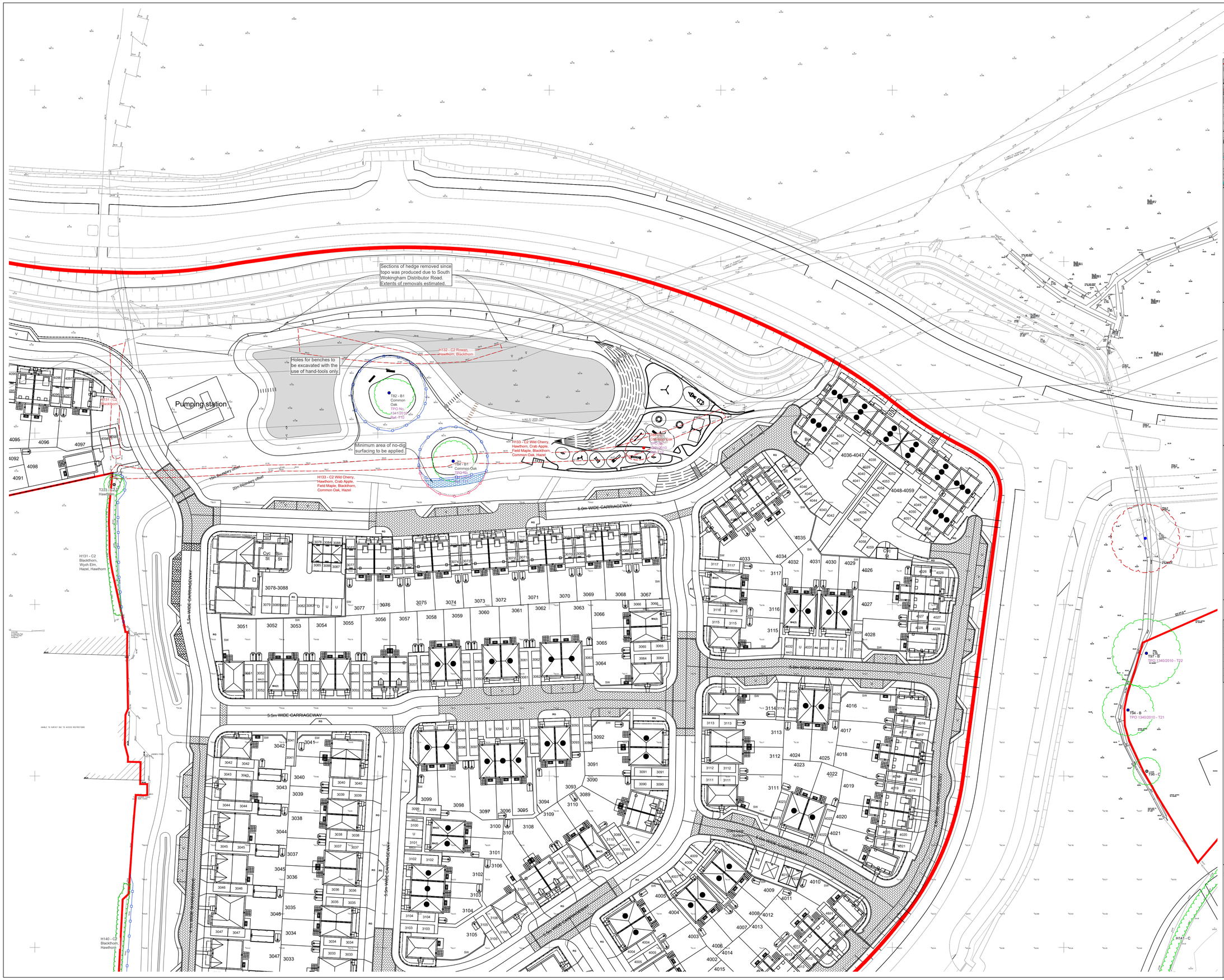

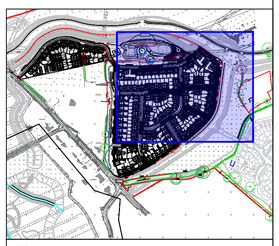

LEGEND

TREE PROTECTION FENCING & EXCLUSION ZONE
All Tree Protection Fence (TPF) shall be installed prior to any plant activity on site whatsoever, including demolition, utility installation, groundworks, and soil stripping. Once erected, all TPF will be regarded as sacrosanct, and will not be removed or altered without prior recommendation by the project arboriculturist and approval of the local planning authority.

Tree Protection Fence shall comprise of Heras type panels on 'boots', well braced by attachment to scaffold pole uprights driven firmly into the ground. Once the exclusion zone has been protected by barriers and/or ground protection, construction work can commence. All weather notices may be erected on the barriers.

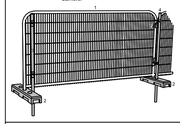

1 Weldmesh (e.g Heras) Panels
2 Concrete or rubber blocks
3 Scaffold pole uprights driven firmly into ground, then secured to panels with wire ties, or;
4 Uprights driven firmly into ground through hole in block, then secured to panels with wire ties.
5 Panels to be interlinked using clamps

TEMPORARY FENCING
The fencing is used to protect areas of special detail and is to be removed when the detail is installed as per the method statement & under the supervision of the project arboriculturist.

NO-DIG SURFACE
Cellular confinement system (CCS) o be used to create this area of hard surface, above the existing ground level. Topsoil to be retained. Depth of CCS to be 50-75mm for pedestrian surfaces and 100-200 for vehicular surfaces. Surface to be porous to approved details and specifications. To be installed under arboricultural supervision. **All specifications subject to engineering design.**

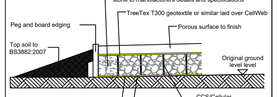

TREE TO BE RETAINED

TREE TO BE REMOVED

HEDGE CANOPY TO BE REDUCED
Hedge to be trimmed back from the red dashed line to the green line as indicated.

A CATEGORY TREE
B CATEGORY TREE
C CATEGORY TREE
U CATEGORY TREE

ROOT PROTECTION AREA (RPA) FOR RETAINED TREES

The original of this drawing was produced in colour- a monochrome copy should not be relied upon.

0 5 10 15 20 25m

Rev	Date	Details	Drawn
B	20/11/26	H133 removed.	WTW
A	27/10/26	Updated layout.	WTW

ACD ENVIRONMENTAL

HEAD OFFICE
Rodbourne Rail Business Centre, Grange Lane,
Malmesbury, SN16 0ES
Tel: 01666 825646

Unit 7, Godalming Business Centre, Woolsack Way
Godalming, GU7 1XW
Tel: 01483 425714

Suite 6, Crescent House, Yonge Close,
Eastleigh, SO50 9SX
Tel: 02382 026300

email: mail@acdenv.co.uk
www.acdenvironmental.co.uk

Copyright of ACD. All rights described in Chapter IV of the Copyright, Designs and Patents Act 1988 have been generally asserted: 2015. Copyright of this plan remains with ACD until all fees have been paid in full.

scheme: South Wokingham Phase 2B, Parcels R7 & R13
client: Miller Homes
drawing: Tree Protection Plan
date: 04/12/2025
scale: 1:500@A1
dwg no: MILL24956-03B
Sheet 2 of 3
drawn: WTW checked: AJB



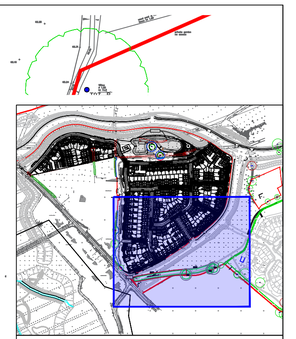

LEGEND

TREE PROTECTION FENCING & EXCLUSION ZONE

All Tree Protection Fence (TPF) shall be installed prior to any plant activity on site whatsoever, including demolition, utility installation, groundworks, and soil stripping. Once erected, all TPF will be regarded as sacrosanct, and will not be removed or altered without prior recommendation by the project arboriculturist and approval of the local planning authority.

Tree Protection Fence shall comprise of Heras type panels on 'boots', well braced by attachment to scaffold pole uprights driven firmly into the ground. Once the exclusion zone has been protected by barriers and/or ground protection, construction work can commence. All weather notices may be erected on the barriers.

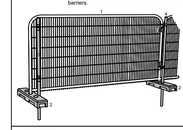

1 Weldmesh (e.g Heras) Panels
2 Concrete or rubber blocks
3 Scaffold pole uprights driven firmly into ground, then secured to panels with wire ties, or,
4 Uprights driven firmly into ground through hole in block, then secured to panels with wire ties.
5 Panels to be interlinked using clamps

TEMPORARY FENCING
The fencing is used to protect areas of special detail and is to be removed when the detail is installed as per the method statement & under the supervision of the project arboriculturist.

NO-DIG SURFACE
Cellular confinement system (CCS) o be used to create this area of hard surface, above the existing ground level. Topsoil to be retained. Depth of CCS to be 50-75mm for pedestrian surfaces and 100-200 for vehicular surfaces. Surface to porous to approved details and specifications. To be installed under arboricultural supervision. **All specifications subject to engineering design**.

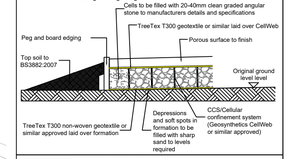

TREE TO BE RETAINED

TREE TO BE REMOVED

HEDGE CANOPY TO BE REDUCED
Hedge to be trimmed back from the red dashed line to the green line as indicated.

A CATEGORY TREE
B CATEGORY TREE
C CATEGORY TREE
U CATEGORY TREE

ROOT PROTECTION AREA (RPA) FOR RETAINED TREES

The original of this drawing was produced in colour- a monochrome copy should not be relied upon.

0 5 10 15 20 25m

Rev	Date	Details	Drawn
B	20/11/26	H133 removed.	WTW
A	27/10/26	Updated layout.	WTW

ACD ENVIRONMENTAL
HEAD OFFICE
Rodbourne Rail Business Centre, Grange Lane, Malmesbury, SN16 0ES
Tel: 01666 825646

Unit 7, Godalming Business Centre, Woolsack Way Godalming, GU7 1XW
Tel: 01483 425714

Suite 6, Crescent House, Yonge Close, Eastleigh, SO50 9SX
Tel: 02382 026300

email: mail@acdenv.co.uk
www.acdenvironmental.co.uk

Copyright of ACD. All rights described in Chapter IV of the Copyright, Designs and Patents Act 1988 have been generally asserted: 2015. Copyright of this plan remains with ACD until all fees have been paid in full.

scheme: South Wokingham Phase 2B, Parcels R7 & R13
client: Miller Homes
drawing: Tree Protection Plan
date: 04/12/2025
scale: 1:500@A1
dwg no: MILL24956-03B Sheet 3 of 3
drawn: WTW checked: AJB