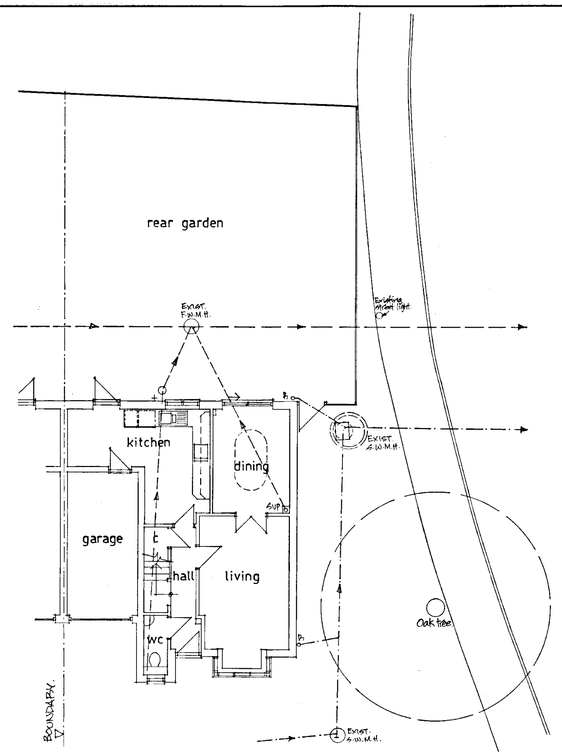

EXISTING GROUND FLOOR PLAN



EXISTING FRONT ELEVATION

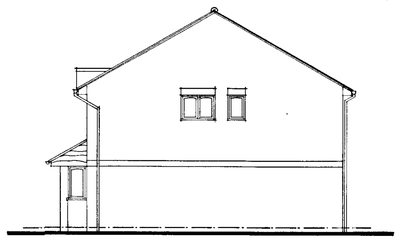

EXISTING RIGHT FLANK ELEVATION



EXISTING REAR ELEVATION



PROPOSED FRONT ELEVATION

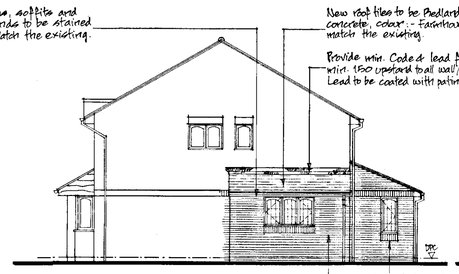

PROPOSED RIGHT FLANK ELEVATION

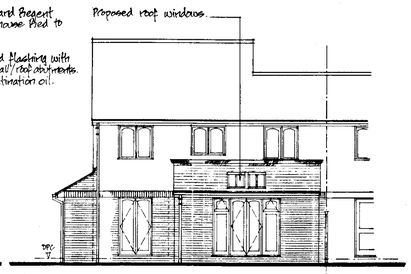

PROPOSED REAR ELEVATION

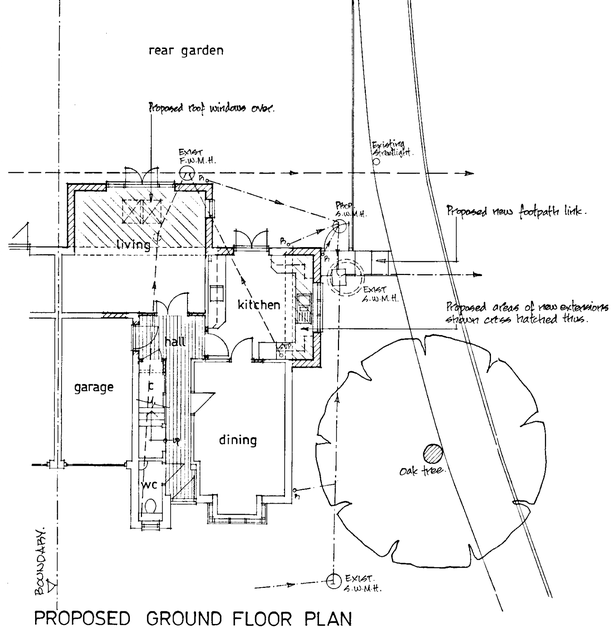

PROPOSED GROUND FLOOR PLAN



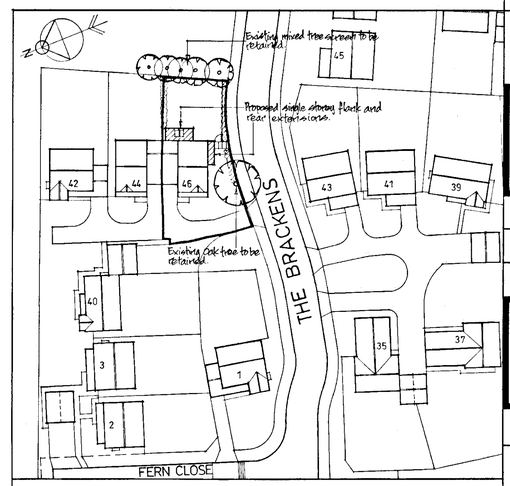

SITE PLAN AT 1:500 SCALE

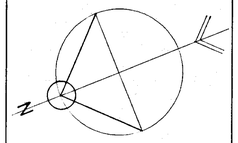

Notes

1. ~~DO NOT SCALE THIS DRAWING~~ NOT APPLICABLE.
2. CONTRACTOR TO CHECK ALL DIMENSIONS ON SITE.
3. THIS DRAWING MUST NOT BE REPRODUCED WITHOUT PERMISSION.
4. Location of all existing Foul and Surface Water drainage to be confirmed by chosen Contractor prior to on site works starting.
5. Existing wall construction shown thus:-

   Proposed wall construction shown thus:-
6. New joinery to have sweep heads as existing. Windows to be fitted with double glazed sealed units and rectangular leaded lights, as existing. New doors to be fitted with double glazed sealed units, leaded lights requirement to be confirmed by Client. All new joinery to receive a dark red stained finish to match exist.
7. All new rainwater goods to be in Cavela squareline - colour Brown, to match the existing.

Revisions

APPROVED
01.NOV.2001 * 5150

Drawing FOR MR AND MRS WILLIAMS
Proposed single-storey rear and flank extensions.

46 The Brackens
Pine Ridge
Crowthorne
Berkshire
RG45 6TB

Scale 1:100

Date SEPTEMBER 2001

Drawn PJC

Peter Card Associates
51 THE BRACKENS PINE RIDGE
CROWTHORNE BERKS RG45 6TB
01344 777458 01344 777458
E.Mail: peter.card@talk21.com

Drawing Number	Revision
PCa/61/01	

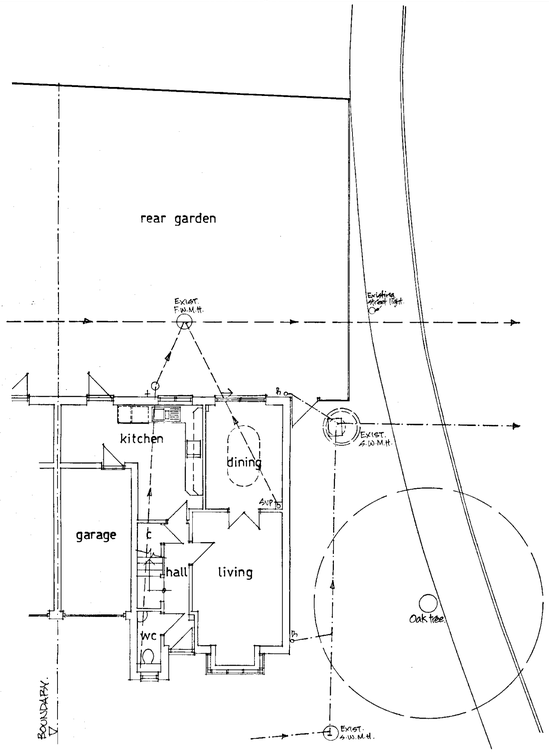

EXISTING GROUND FLOOR PLAN



EXISTING FRONT ELEVATION

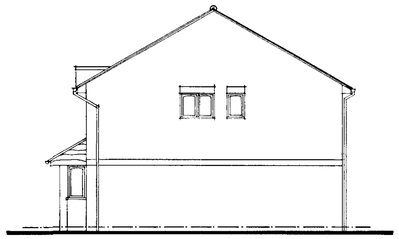

EXISTING RIGHT FLANK ELEVATION



EXISTING REAR ELEVATION



PROPOSED FRONT ELEVATION

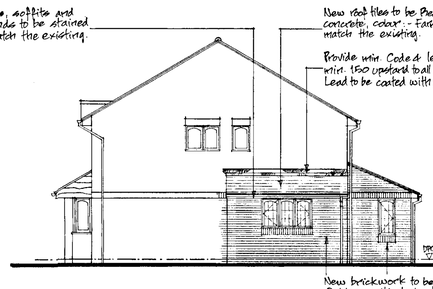

PROPOSED RIGHT FLANK ELEVATION

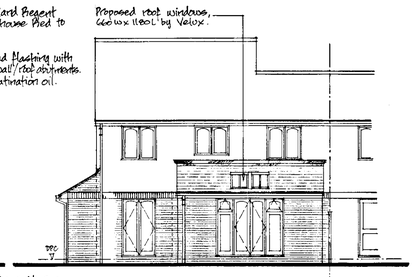

PROPOSED REAR ELEVATION

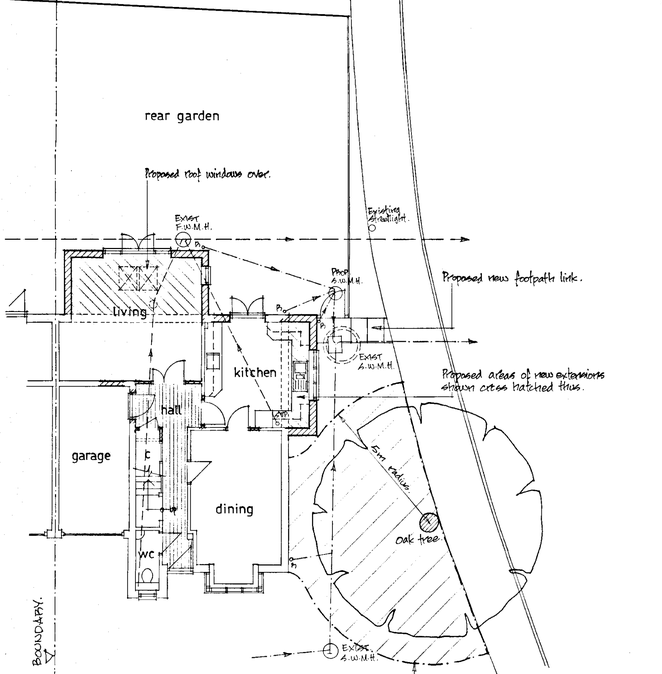

PROPOSED GROUND FLOOR PLAN

Proposed 1200 high chestnut pail fencing to be erected at 5m radius from existing Oak Tree with TPO protection. Erection of fencing to form a construction and storage of materials exclusion zone. Proposed fencing to be erected prior to the commencement of any on site works.

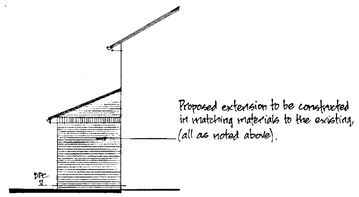

PROPOSED NORTH FACING ELEVATION OF LIVING ROOM EXTENSION

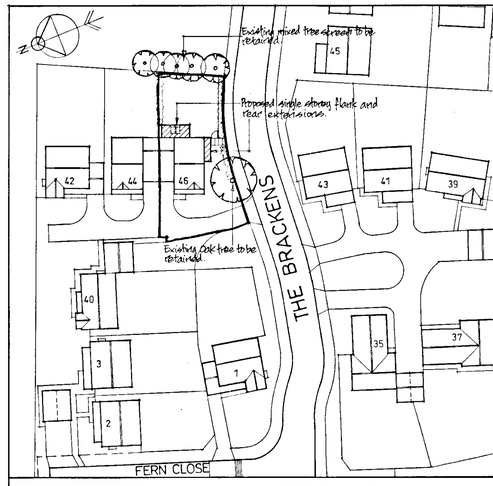

SITE PLAN AT 1:500 SCALE

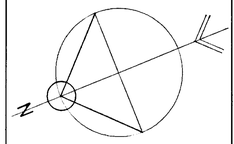

Notes

1. ~~DO NOT SCALE THIS DRAWING~~ NOT APPLICABLE.
2. CONTRACTOR TO CHECK ALL DIMENSIONS ON SITE.
3. THIS DRAWING MUST NOT BE REPRODUCED WITHOUT PERMISSION.
4. Location of all existing foul and surface water drainage to be confirmed by/drawn Contractor prior to on site works starting.
5. Existing wall construction shown thus:-
   Proposed wall construction shown thus:-
6. New joinery to have ~~sweep~~ heads as existing. Windows to be fitted with double glazed sealed units and rectangular leaded lights, as existing. New doors to be fitted with double glazed sealed units, leaded lights requirement to be confirmed by Client. All new joinery to receive a dark red stained finish to match exist.
7. All new rainwater goods to be in Osma squareline - colour Brown, to match the existing.

Revisions

A Proposed North facing Elevation of 'Living Room' extension added 31-6-01

B Drawing generally updated for a Full Plans B.Reg submission. Protective fencing to TPO Oak tree to be erected prior to commencing any on site work indicated on Proposed Ground Floor Plan for Local Planning Authority approval 01-02-02

PLANNING DEPARTMENT
RDS
DC
WPS
GIS
27 FEB 2002
JOINERS NO.
APP.
FILE

Drawing FOR MR AND MRS WILLIAMS
Proposed single-storey rear and flank extensions.

46 The Brackens
Pine Ridge
Crowthorne
Berkshire
RG45 6TB

Scale 1:100

Date SEPTEMBER 2001

Drawn PJC

Peter Card Associates
51 THE BRACKENS PINE RIDGE
CROWTHORNE BERKS RG45 6TB
01344 777458 01344 777458
E-Mail: peter.card@talk21.com

Drawing Number	Revision
PCa/61/01	A B

CD 17/1/02