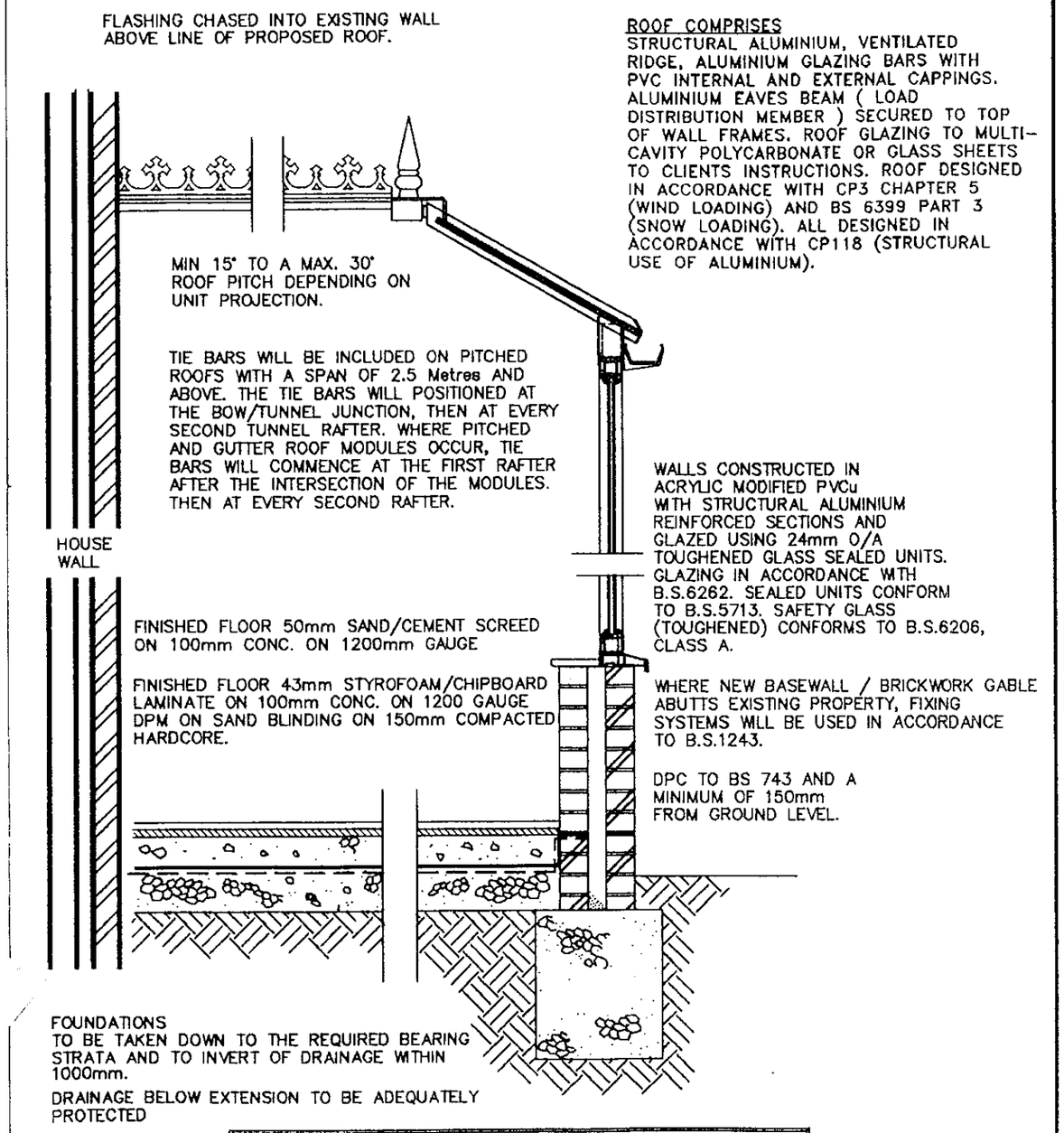

NOTE:– CONSERVATORIES WITH A PITCHED TRANSLUCENT ROOF, UNDER 30m² AREA, ARE NOT SUBJECT TO BUILDING REGULATIONS, PROVIDED IT IS BUILT AT GROUND LEVEL.

TYPICAL SECTION

NOTE:
This cross sectional drawing is shown as a "Typical Example" And is intended for information purposes only. Site Conditions and sub-soil bearing strata will dictate final Design.

DWG: SHT2NVBW REV: E

Anglian
Home improvements

PROPOSED . PVCu DUAL KNIGHT CONSERVATORY.
AT . . . . . 10, Lidstone Close,
Lower Earley,
Reading.
R66 4JZ. 16.FEB.2000* 0604
FOR . . . . Mr. Vale

SURVEYOR: PLEASE CONFIRM THAT ALL THE ABOVE DETAILS ARE CORRECT. . YES ☐

DATE.	REVISIONS.	BY.

DRAWING No. 014/71792	DRAWN BY.. Simon Drake	DATE 23/11/99
BRANCH NAME Reading	SURVEYOR.. M. Smith	DATE 23/12/99

The Company Surveyor has discussed the above survey with me and I agree to the designs and other details finalised during the Surveyor's visit and I understand that I must settle the account with the Installers upon completion.

Customers Signature [signature] Date 23/12/99

Expected Installation Date	Comments on deferred installation
10 WEEKS	

Method of payment	Code	Confirmed with customer as:
CASH		CASH (Anglian does not accept final balance payment by credit card.)

APPROVAL REQUIRED ☑ Where applicable

APPROVED

PLANNING PERMISSION	YES ☑	NO ☐	RESTRICTIVE COVENANTS	YES ☐	NO ☑
BUILDING REGULATION	YES ☐	NO ☑	HOUSING ASSOC. CONSENT	YES ☐	NO ☑
LISTED BUILDING CONSENT	YES ☐	NO ☑	BUILDERS CONSENT	YES ☐	NO ☑
CONSERVATION AREA	YES ☐	NO ☑	LANDLORDS CONSENT	YES ☐	NO ☑

NOTES: ① SET BASE OUT 100mm FROM EDGE OF WALL (BOUNDARY LINE)

② DUCT 1 NO. A/BRICK THRU BASE.

③ F.F.L TO MATCH HOUSE F.F.L SET CONC. 43mm DOWN FROM EXIST. F.F.L.

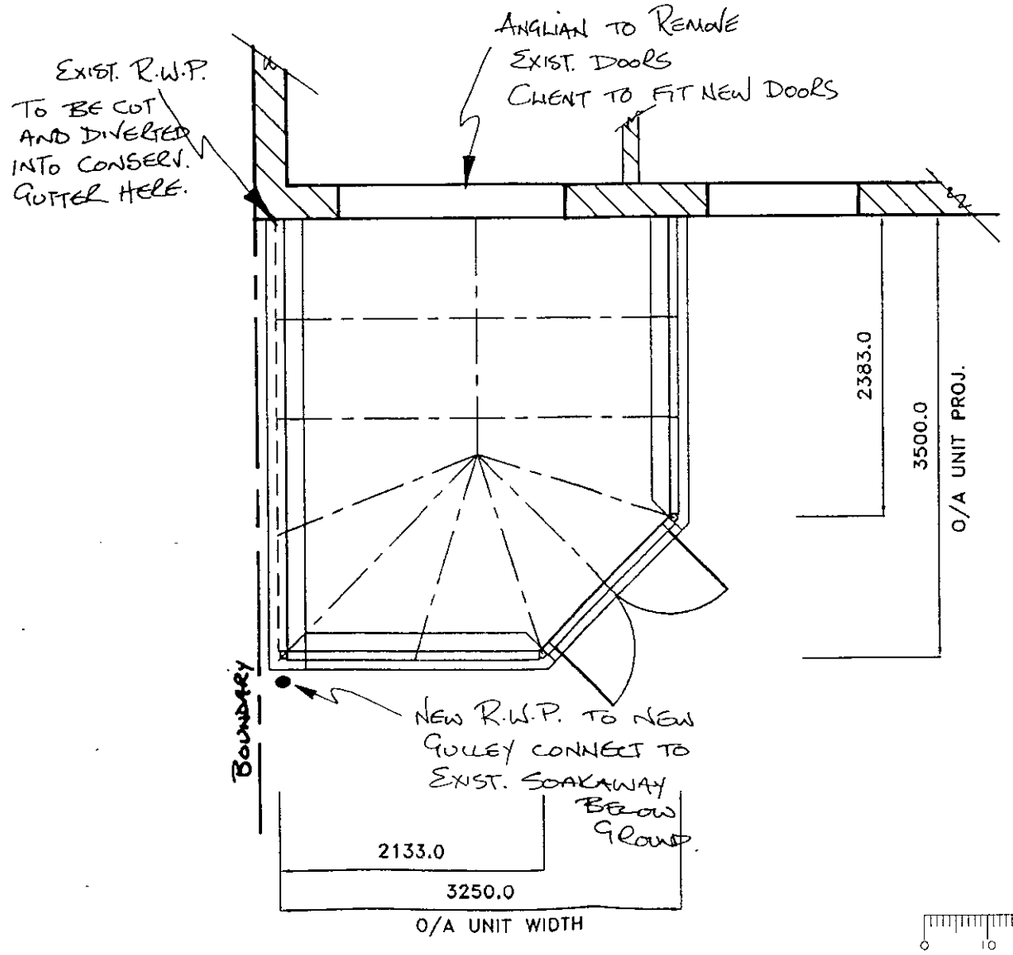

16.FEB.2000* 0604

APPROVED

Customers Signature	Date	Drawing No.	Unit Elevation.	Scale..	Drawn..
Maxine Vale	23/12/99	014/71792	PLAN LAYOUT / ROOF DETAILS.	1:50	SDr
				Date.. 23/11/99	Surveyor. M SMITH

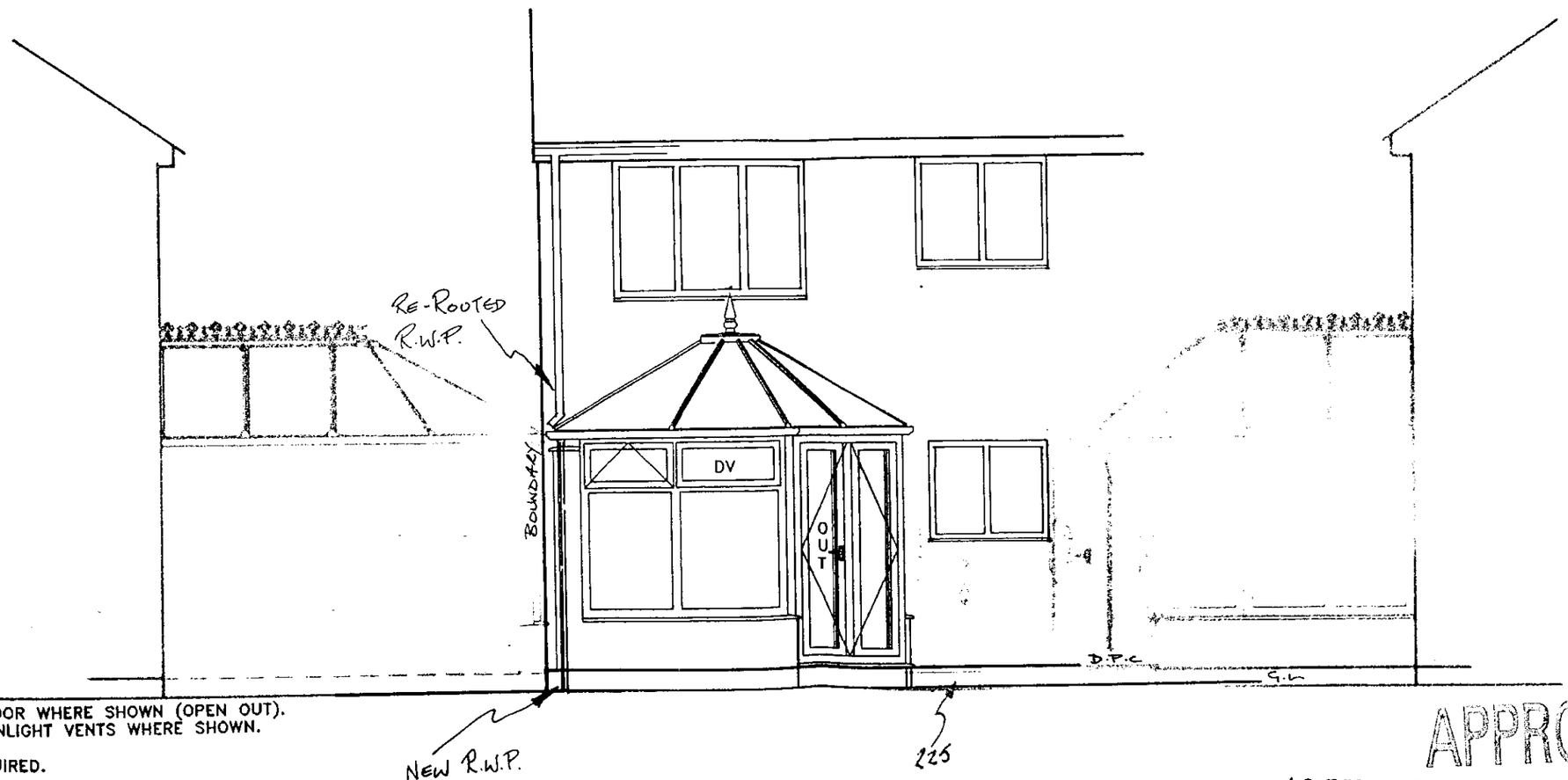

SPECIFICATION:

1 No. DOUBLE DOOR WHERE SHOWN (OPEN OUT).
2 No. DUMMY FANLIGHT VENTS WHERE SHOWN.
25° ROOF PITCH.
RIDGE FLOW REQUIRED.

APPROVED
16.FEB.2000* 0604

Customers Signature	Date	Drawing No.	Property Elevation:	Unit Elevation:	Scale:	Drawn:
Michelle Wells	23/12/99	014/71792	REAR	FRONT ELEVATION.	1:50	SD
					Date: 23/11/99	Surveyor:

PRODUCT CHECK SHEET.

☑ Where applicable

PRODUCT: EXCALIBUR ☐ PVCu ☐ DUAL KNIGHT ☑ CRUSADER * ☐

EXCALIBUR COLOUR: N/A OUT/WHITE IN.

ROOF COLOUR: WOOD-GRAIN OUT/WHITE IN.

ROOF MATERIAL: POLYCARBONATE ☐ GLASS ☑ TIMBER ☐ GRP ☐

ROOF MATERIAL COLOUR: CLEAR /SPEC. (Glass) PILKINGTON 'K'

ROOF VENT: YES ☐ NO ☑

HANDLE COLOUR: GOLD-STRAIGHT

SPECIAL GLASS TO FRAMES: PILKINGTON 'K' (If required)

OBSCURE GLAZING PATTERN: N/A (If required)

EXTRA TIMBER: YES ☐ NO ☑ IF YES PLEASE SUPPLY TIMBER SHEET.

EXTRA FRAMES: YES ☐ NO ☑ IF YES PLEASE SUPPLY MATRIX OR TOSHIBA PRINT.

* NOTE:- ALL CRUSADER CONSERVATORIES ARE GLAZED EXTERNALLY.

NOTE:
IF NO TIMBER SHEET OR MATRIX/TOSHIBA PRINT SUPPLIED , IT IS THE RESPONSIBILITY OF THE BRANCH TO ORDER EXTRA ITEMS AS REQUIRED.

NUMBER OF DOWNPIPES: 1

POSITION OF DOWNPIPE(S) L/H ☐ R/H ☑ INTERMEDIATE ☐
(AS VIEWED FROM OUTSIDE).

BRANCH SURVEYORS No. ☐

☑ Where applicable

LOCAL COUNCIL ☐ HOUSING ASSOCIATION ☐ BUILDER ☐ OTHERS ☐

ADDRESS - WOKINGHAM D.C.

PRODUCT POSITION : REAR ☑ SIDE ☐ FRONT ☐ BALCONY ☐

FLOOR SYSTEM : INSULATED BOARDS (FOR SOFT COVERINGS) ☑
SCREED (FOR CERAMIC TILES) ☐

SOAKAWAY REQUIRED YES ☑ NO ☐ Position Left/Right

R.W. LINK TO EXISTING SYSTEM YES ☐ NO ☑

REMOVE SITE OBSTRUCTION YES ☐ NO ☑ Type:_____ Dims:_____

TREES (mature) YES ☐ NO ☑ Type:_____ Height:_____ Proximity:_____

16.FEB.2000* 0604

APPROVED

Customers Signature	Date		Drawing No.	Description.	Scale.. 1:50	Drawn.. SDr
[illegible]	23/12/99		014/71792	CHECK SHEET.	Date.. 23/11/99	Surveyor.

DWG: ENGNTBW	REV: C

NOTES

1. ALL DIMENSIONS IN MILLIMETRES AND TO BE CHECKED ON SITE PRIOR TO COMMENCEMENT OF WORK.
2. ONLY FIGURED DIMENSIONS TO BE TAKEN FROM THIS DRAWING.
3. DO NOT SCALE OFF DRAWING.
4. ANY EXISTING BRICK VENTS TO BE DUCTED THROUGH PROPOSED BASE.
5. GROUND LEVEL TO BE LOWERED LOCALLY TO GIVE REQUIRED CLEARANCE FOR D.P.C.
6. SURFACE WATER TO BE DISCHARGED VIA NEW 68 DIA. RAINWATER DOWN PIPE AND SHOED INTO GRATING OVER GULLEY AND INTO 100 DIA. UPVC DRAIN BEDDING ON PEA-SHINGLE TO FALL 1:40 min INTO NEW SOAKAWAY 5.0 m. MIN. AWAY FROM BUILDINGS, TO BE FILLED WITH HARDCORE, AGGREGATE AND PEA GRAVEL.
7. BUILD NEW mm (COURSE) BASE WALL ABOVE D.P.C LEVEL OF UNIT.
   BASE WALL TO BE CONSTRUCTED IN 100 MM THICK BLOCKWORK/BRICKWORK INTERNALLY, 50 MM THICK CAVITY FILLED WITH FIBREGLASS INSULATION BATS, 100 MM THICK BRICKWORK EXTERNALLY, AND TO INCORPORATE D.P.C MIN 150 MM ABOVE GROUND LEVEL AND TO INCLUDE "BUTTERFLY" GALVANISED WIRE TYPE WALL TIES STAGGERED 900 MMM HORIZONTALLY, 450 MM VERTICALLY AND TO BE DOUBLED UP AROUND CORNERS AND REVEALS.
   CLOSE INTERNAL SKIN AT JAMBS AGAINST 150 MM WIDE D.P.C
   CAVITY BELOW GROUND LEVEL TO BE FILLED WITH LEAN MIX CONCRETE TO WITHIN 150 MM OF D.P.C. LEVEL OF UNIT.
   ALL NEW VISIBLE BRICKWORK, INCLUDING BRICKWORK BELOW D.P.C. LEVEL AND ABOVE EXTERNAL GROUND LEVEL TO PERIMETER OF UNIT TO MATCH EXISTING HOUSE BRICKWORK (WHERE POSSIBLE).

8. SITE SKIP ON

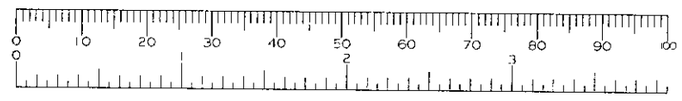

16.FEB.2000* 0604

APPROVED

SURVEYOR:
Please ensure existing walls are plumb.

Base Layout to follow on completion of survey.

Customers Signature	Date	
[signature]	23/12/99	

Drawing No.	Unit Elevation.	Scale..	Drawn..
014/71792	BASE LAYOUT.	1:50	SDr
		Date.. 23/11/99	Surveyor.