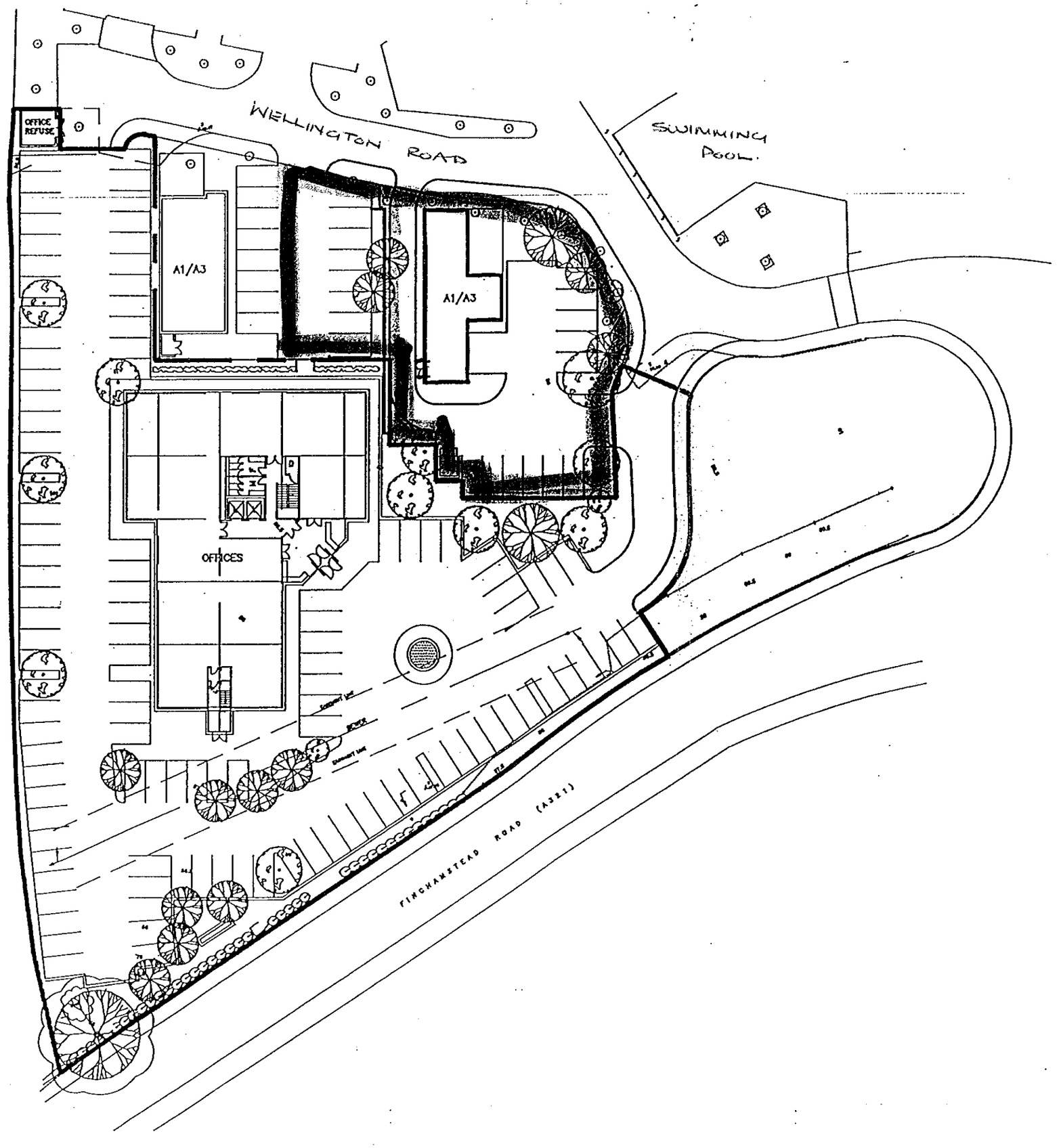

22.FEB.2000* 0618

SITE PLAN
SCALE 1:500.

0 10 20 30 40 50 60 70 80 90
0 1 2 3

NOTES :

ALL SETTING OUT MUST BE CHECKED ON SITE
ALL LEVELS MUST BE CHECKED ON SITE
ALL FIXINGS AND WEATHERINGS MUST BE CHECKED ON SITE
ALL DIMENSIONS MUST BE CHECKED ON SITE
THIS DRAWING MUST NOT BE SCALED
THIS DRAWING MUST BE READ IN CONJUNCTION WITH THE RELEVANT SPECIFICATION CLAUSES
THIS DRAWING MUST NOT BE USED FOR LAND TRANSFER PURPOSES

© BUTLER ASSOCIATES

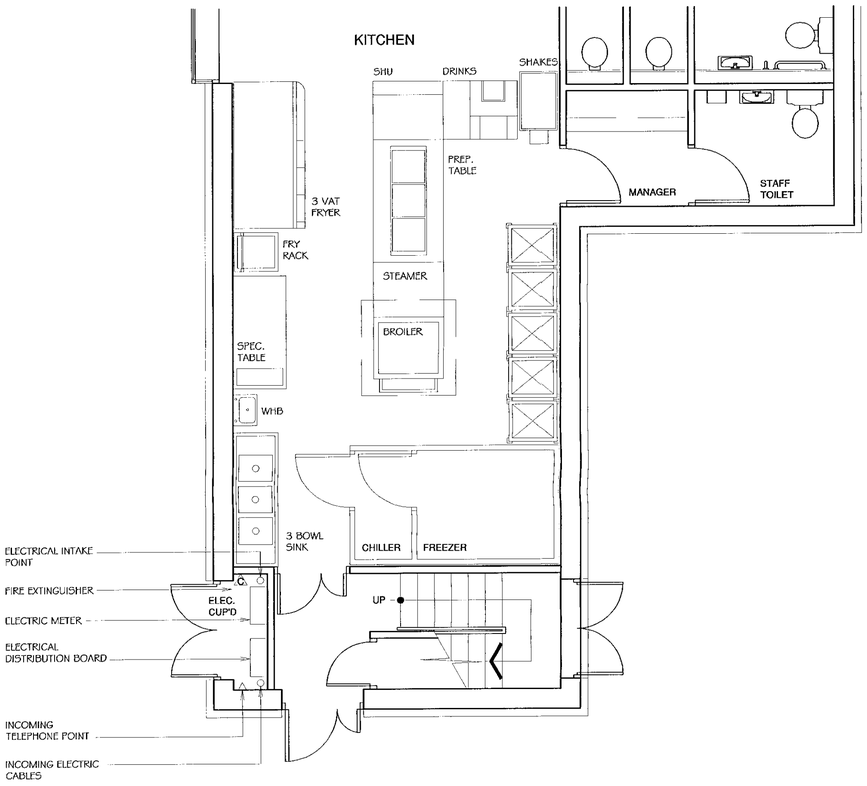

01 01 EXISTING GROUND FLOOR PLAN
SCALE 1:50

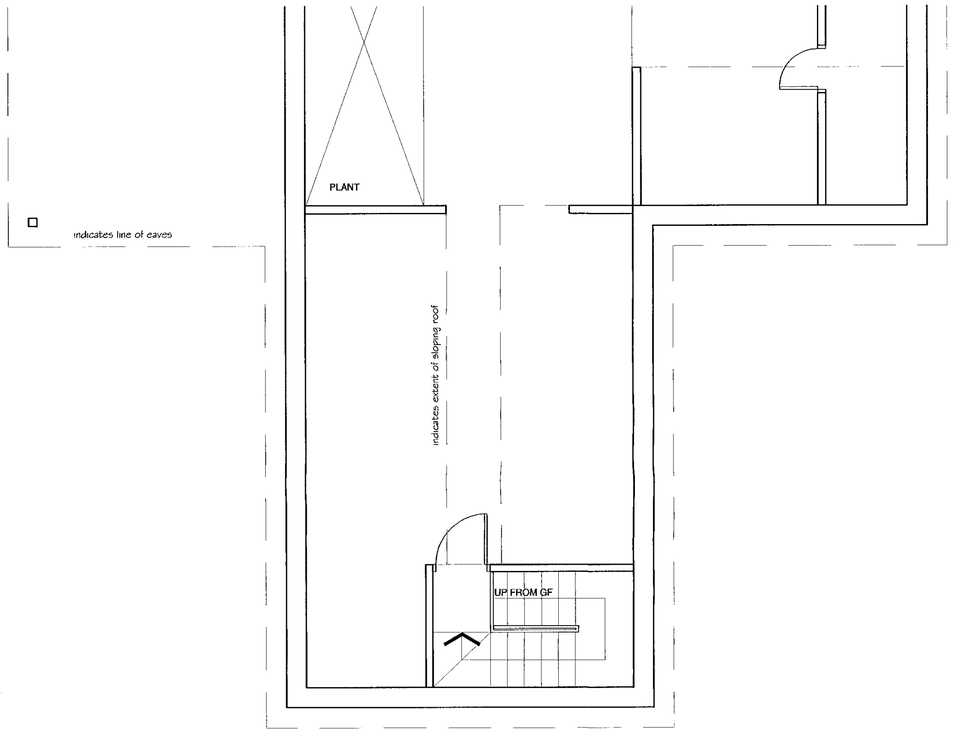

02 01 EXISTING FIRST FLOOR PLAN
SCALE 1:50

22.FEB.2000* 0618

Rev.	Date.	Notes.
-	-	-

BUTLER ASSOCIATES
ARCHITECTURE DESIGN & PROJECT MANAGEMENT
9 CHEAM ROAD, EWELL, EPSOM, SURREY. KT17 1SP
TEL : 020 8224 6696 FAX : 020 8224 5190
EMAIL : mail@bassoc.co.uk

Client
GOWRINGS FOOD SERVICES LTD

Location
BURGERKING
CARNIVAL FIELDS
WOKINGHAM

Drawing
EXISTING
GROUND & FIRST FLOOR
PLAN

Date
JAN.'00

Scale @ A3 = 1:100
Scale @ A1 = 1:50

Drawing No.
0006/01

Rev.

Status.

1 2 3 4 5

MAIN CONTRACTOR TO ALLOW FOR THE RE-SURFACING OF THE EXISTING DRIVE-THRU LANE, FROM APPROXIMATELY THE DRIVE-THRU GANTRY SIGN TO THE EXIT ONTO THE MAIN ROAD.

NEW FRY VAT EXTENSION TO EXISTING 3 VAT FRY STATION, EXISTING HOOD TO BE MODIFIED, WORKS BY SPECIALIST KITCHEN SUB-CONTRACTOR EMPLOYED BY EMPLOYER.

KITCHEN

SHU

DRINKS

SHAKES

PREP. TABLE

MANAGER

STAFF TOILET

3 VAT FRYER WITH 1 No. ADDITIONAL VAT

DRIVE-THRU LANE

FRY RACK

STEAMER

BROILER

RELOCATION OF EXISTING FRY DUMP AND SPECIALITY TABLE BY SPECIALIST KITCHEN SUB-CONTRACTOR EMPLOYED BY EMPLOYER.

SPEC. TABLE

WHB

ALLOW FOR CLADDING GAP BETWEEN TOP OF FREEZER/CHILLER UNIT AND UNDERSIDE OF CEILING WITH 12mm THICK PAINTED MDF BOARD ON TIMBER STUDWORK, NEATLY CUT AROUND EXISTING PIPEWORK.

EXISTING ELEC. SUB-STATION

EXISTING WHB TO BE RELOCATED TO POSITION INDICATED, REPOSITIONING AND ALL NECESSARY PIPED SERVICES WORKS TO BE CARRIED BY SPECIALIST SUB-CONTRACTOR EMPLOYED BY EMPLOYER.

3 BOWL SINK

CUT 300x300mm GAP IN EXISTING LAMINATED HALF HOUR FIRE DOOR, WITH GEORGIAN WIRED GLASS TO A MIN. HALF HOUR FIRE RESISTANCE.

CHILLER

FREEZER

ALLOW FOR BOXING OUT AROUND ELECTRIC METER AT LOW LEVEL WITH 12mm THICK PAINTED MDF ON 50x50mm TIMBER STUDWORK WITH ACCESS PANEL.

UP

NEW DRIVE-THRU WINDOW WITH 380mm PROJECTION FROM BUILDING TO FIT OPENING 1340mm HIGH x 1360mm WIDE SUPPLIED BY STORE DEVELOPMENTS LTD. (Tel. 01788 338833). FINISH TO BE BLACK ANODISED BS 00E53. SERVING HEIGHT TO BE 825mm ABOVE F.F.L.

FORM NEW CEILING TO AREA ABOVE NEW DRIVE-THRU WINDOW WITH 1 No. LAYER OF 12.5mm THICK PLASTERBOARD FIXED TO THE UNDERSIDE OF EXISTING TIMBER JOISTS WITH SKIM FINISH, ALLOW FOR MATCHING IN WITH ADJACENT EXISTING CEILING. ALLOW FOR PAINTING WHOLE OF CEILING TO DELIVERIES AREA.

ALLOW FOR BOXING OUT AROUND ELECTRIC INTAKE AND TELEPHONE INTAKE WITH 12mm THICK PAINTED MDF ON 50x50mm TIMBER STUDWORK, WITH ACCESS PANEL.

DEMOLISH EXISTING TILED WALL AND MAKE GOOD TO FLOOR, WALL AND CEILING UPON COMPLETION.

ALLOW FOR APPLYING LATEX SCREED TO FLOOR TO DRIVE-THRU AREA READY TO RECEIVE TILED FINISH. TILES TO LINE THROUGH AND MATCH ALL AS EXISTING.

EXISTING TRAFFIC MANAGEMENT SIGN

ALLOW FOR ALL NECESSARY MAKING GOOD TO WALLS AND RENDERING TO BARE AREAS OF WALL. ALLOW FOR TILING WALL WITH TILES TO MATCH AS EXISTING. SETTING OUT OF TILES TO LINE THROUGH WITH EXISTING.

EXISTING SPEAKER POST

EXISTING MENU ORDER BOARD

MAIN CONTRACTOR TO ALLOW FOR RE-SETTING EXISTING BOLLARD, FORM NEW CONCRETE BASE, SIZE 300x300x500mm DEEP WITH BASE OF BOLLARD BOLTED TO CONCRETE BASE.

MAIN CONTRACTOR TO INSTALL NEW DRIVE-THRU LOOP UNDER SURFACE OF DRIVE-THRU LANE.

EXISTING DRIVE-THRU GANTRY

NEW PRE-ORDER MENU CAN, SUPPLIED AND INSTALLED BY SPECIALIST SIGNAGE SUB-CONTRACTOR EMPLOYED BY EMPLOYER. EXACT SETTING OUT TO BE AGREED WITH CONTRACT ADMINISTRATOR.

EXISTING TRAFFIC MANAGEMENT SIGN

CUSTOMER CAR PARK

01/02 PROPOSED GROUND FLOOR PLAN
SCALE 1:50

1 2 3 4 5

NOTES :

ALL SETTING OUT MUST BE CHECKED ON SITE
ALL LEVELS MUST BE CHECKED ON SITE
ALL FIXINGS AND WEATHERINGS MUST BE CHECKED ON SITE
ALL DIMENSIONS MUST BE CHECKED ON SITE
THIS DRAWING MUST NOT BE SCALED
THIS DRAWING MUST BE READ IN CONJUNCTION WITH THE RELEVANT SPECIFICATION CLAUSES
THIS DRAWING MUST NOT BE USED FOR LAND TRANSFER PURPOSES

© BUTLER ASSOCIATES

APPROVED

22.FEB.2000* 0618

Rev.	Date.	Notes.
-	-	-

BUTLER ASSOCIATES
ARCHITECTURE DESIGN & PROJECT MANAGEMENT
9 CHEAM ROAD, EWELL, EPSOM, SURREY, KT17 1SP
TEL : 020 8224 6696 FAX : 020 8224 5190
EMAIL : mail@bassoc.co.uk

Client
GOWRINGS FOOD SERVICES LTD

Location
BURGERKING
CARNIVAL FIELDS
WOKINGHAM

Drawing
PROPOSED
GROUND & FIRST FLOOR
PLAN

Date
JAN.'00

Scale @ A3 = 1:100
Scale @ A1 = 1:50

Drawing No.
0006/02

Rev.

Status.

NOTES :

ALL SETTING OUT MUST BE CHECKED ON SITE
ALL LEVELS MUST BE CHECKED ON SITE
ALL FIXINGS AND WEATHERINGS MUST BE CHECKED ON SITE
ALL DIMENSIONS MUST BE CHECKED ON SITE
THIS DRAWING MUST NOT BE SCALED
THIS DRAWING MUST BE READ IN CONJUNCTION WITH THE RELEVANT SPECIFICATION CLAUSES
THIS DRAWING MUST NOT BE USED FOR LAND TRANSFER PURPOSES

© BUTLER ASSOCIATES

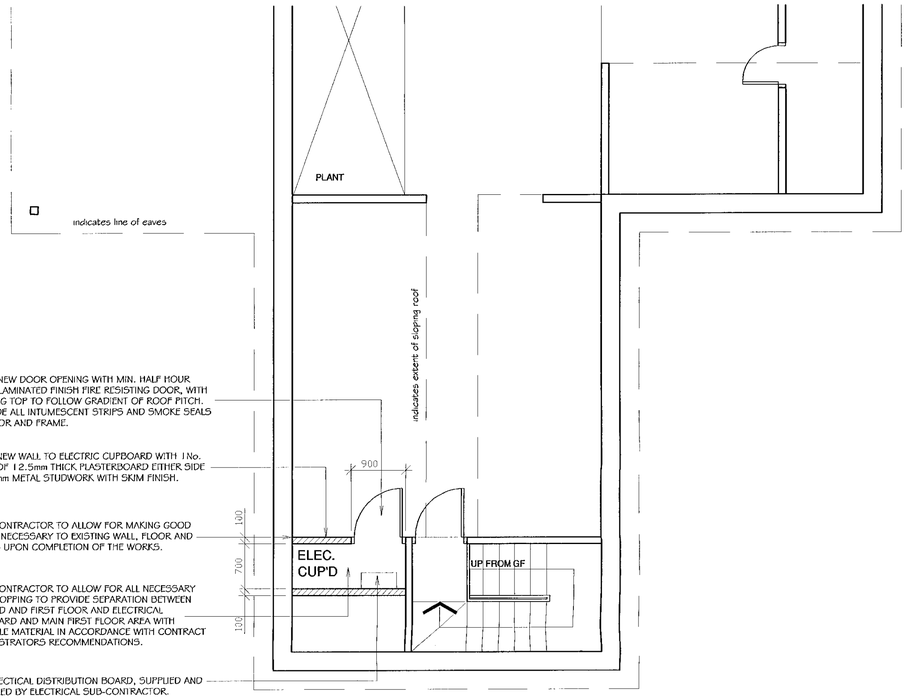

FORM NEW DOOR OPENING WITH MIN. HALF HOUR SOLID LAMINATED FINISH FIRE RESISTING DOOR, WITH SLOPING TOP TO FOLLOW GRADIENT OF ROOF PITCH. PROVIDE ALL INTUMESCENT STRIPS AND SMOKE SEALS TO DOOR AND FRAME.

FORM NEW WALL TO ELECTRIC CUPBOARD WITH 1No. LAYER OF 12.5mm THICK PLASTERBOARD EITHER SIDE OF 70mm METAL STUDWORK WITH SKIM FINISH.

MAIN CONTRACTOR TO ALLOW FOR MAKING GOOD WHERE NECESSARY TO EXISTING WALL, FLOOR AND CEILING UPON COMPLETION OF THE WORKS.

MAIN CONTRACTOR TO ALLOW FOR ALL NECESSARY FIRE STOPPING TO PROVIDE SEPARATION BETWEEN GROUND AND FIRST FLOOR AND ELECTRICAL CUPBOARD AND MAIN FIRST FLOOR AREA WITH SUITABLE MATERIAL IN ACCORDANCE WITH CONTRACT ADMINISTRATORS RECOMMENDATIONS.

NEW ELECTICAL DISTRIBUTION BOARD, SUPPLIED AND INSTALLED BY ELECTRICAL SUB-CONTRACTOR.

01/03 PROPOSED FIRST FLOOR PLAN
SCALE 1:50

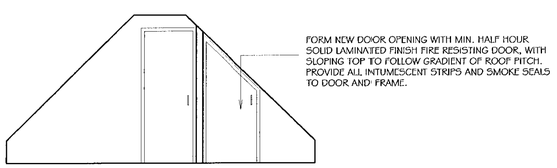

FORM NEW DOOR OPENING WITH MIN. HALF HOUR SOLID LAMINATED FINISH FIRE RESISTING DOOR, WITH SLOPING TOP TO FOLLOW GRADIENT OF ROOF PITCH. PROVIDE ALL INTUMESCENT STRIPS AND SMOKE SEALS TO DOOR AND FRAME.

02/03 PROPOSED SECTION A - A
SCALE 1:50

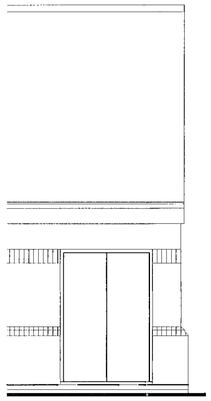

03/03 EXISTING SIDE ELEVATION
SCALE 1:50



04/03 PROPOSED SIDE ELEVATION
SCALE 1:50

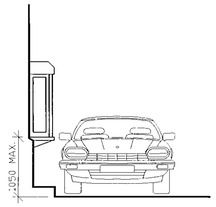

05/03 PROPOSED PART FRONT ELEVATION
SCALE 1:50

APPROVED

22.FEB.2000* 0618

Rev.	Date.	Notes.
-	-	-

BUTLER ASSOCIATES
ARCHITECTURE DESIGN & PROJECT MANAGEMENT
9 CHEAM ROAD, EWELL, EPSOM, SURREY, KT17 1SP
TEL : 020 8224 6696 FAX : 020 8224 5190
EMAIL : mail@bassoc.co.uk

Client
GOWRINGS FOOD SERVICES LTD

Location
BURGERKING
CARNIVAL FIELDS
WOKINGHAM

Drawing
PROPOSED
FIRST FLOOR PLAN
& DT WINDOW DETAILS

Date	Scale @ A3 = 1:100 Scale @ A1 = 1:50
JAN.'00	

Drawing No.	Rev.	Status.
0006/03		

1 2 3 4 5