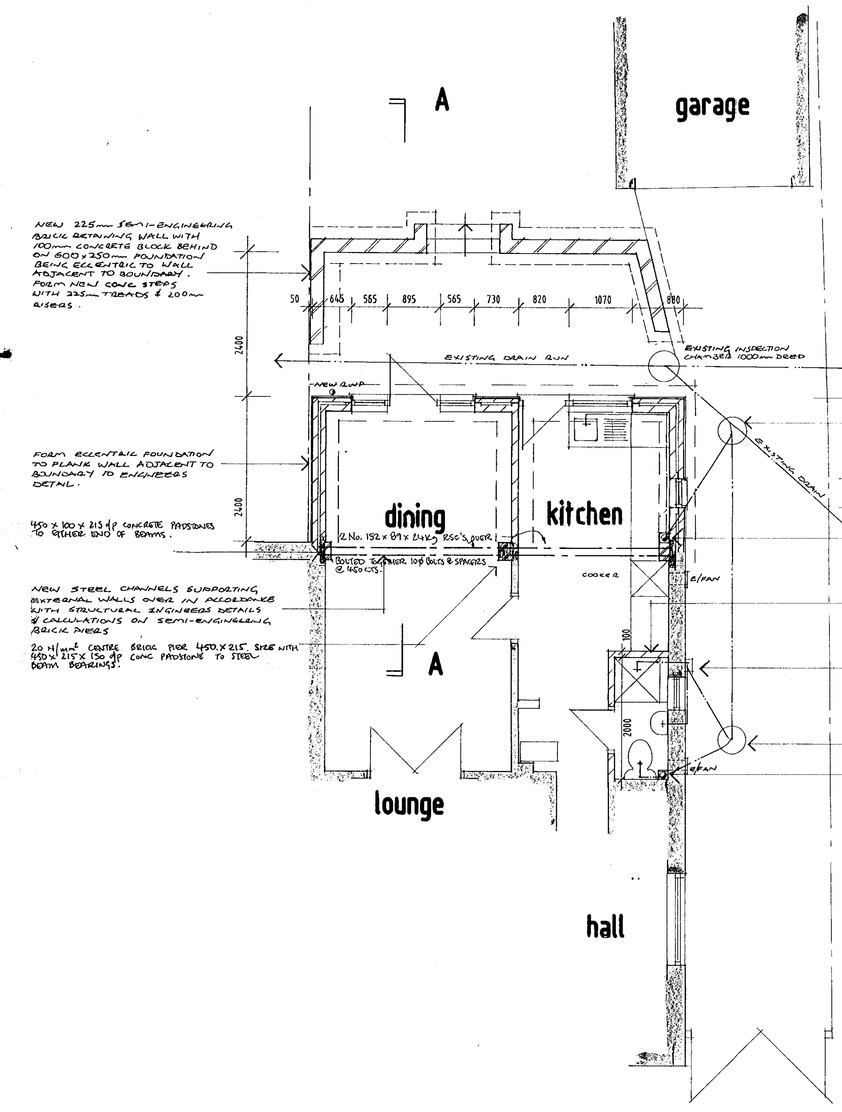

PART GROUND FLOOR PLAN 1:50

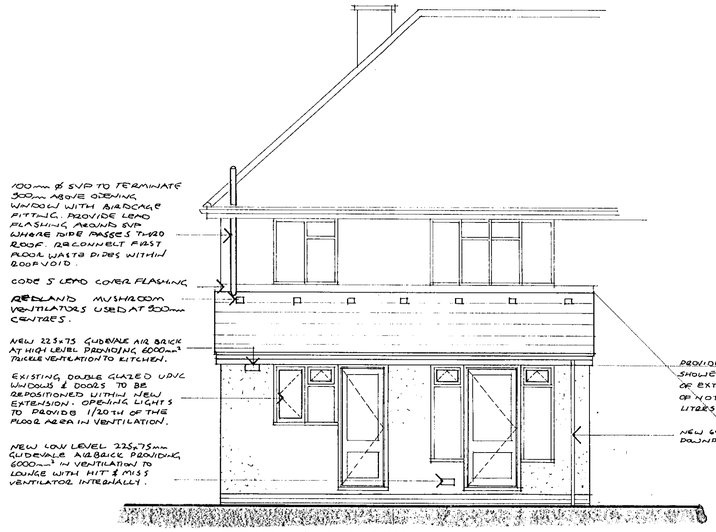

REAR ELEVATION 1:50

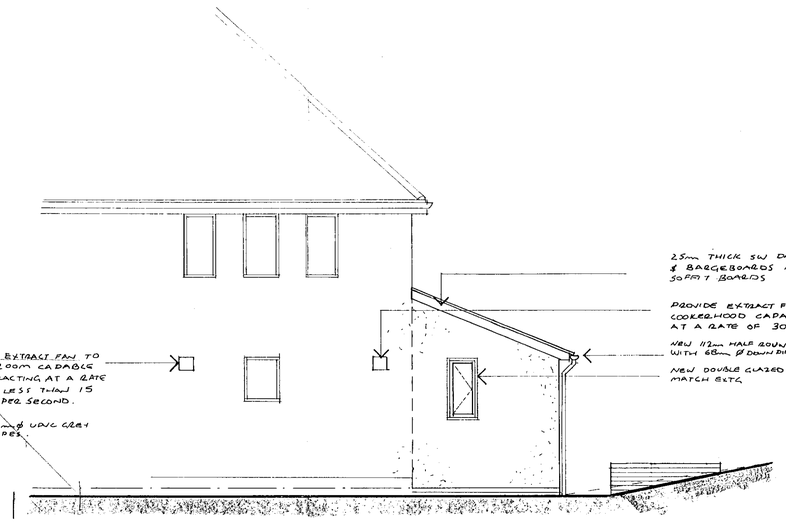

plan **PART SIDE ELEVATION** 1:50

GENERAL CONSTRUCTION NOTES

1. ALL DIMENSIONS TO BE CHECKED & CONFIRMED ON SITE PRIOR TO COMMENCEMENT OF THE WORKS. ANY DISCREPANCIES TO BE REPORTED TO THE ARCHITECT.

2. FOUNDATIONS TO BE TAKEN DOWN TO A MINIMUM DEPTH OF 1 METRE BELOW GROUND LEVEL TO AN APPROVED BEARING STRATA TO THE SATISFACTION OF THE LOCAL AUTHORITY BUILDING INSPECTOR. WALLS BELOW GROUND LEVEL TO BE CONCRETE BLOCKS BEDDED IN 1:3 MORTAR WITH FACING BRICKWORK TAKEN DOWN MIN 2 No COURSES UNTO DPC LEVEL. PROVIDE LEAN MIX FILL TO THE CAVITY UNTO 225mm BELOW DPC LEVEL.

3. ALL STRUCTURAL & CARCASSING TIMBER TO BE PRESSURE IMPREGNATED WITH PRESERVATIVE TREATMENT. ALL STRUCTURAL TIMBER TO BE SC3 GRADE TO BS 5268 PT 2 1984.

4. EXTERNAL WALL CONSTRUCTION TO BE 102mm THK CONT BRICKWORK TO MATCH EXTG ON 100mm MEDIUM DENSE CONCRETE BLOCKS 65mm CAVITY FILLED WITH ROCKWOOL CAVITY WALL BATTS WITH 100mm MEDIUM DENSE CONCRETE BLOCKS INNER SKIN WITH 13mm PLASTER FINISH. SKINS TO BE TIED USING MS GALV WALL TIES TO BS 1243 USED AT 450mm VERTICAL & 900mm HORIZONTAL CENTRES IN STAGGERED FORMATION. TIES INCREASED TO EVERY COURSE WITHIN 300mm OF ALL OPENINGS. ALL CAVITIES TO BE CLOSED AROUND ALL OPENINGS AND AT EAVES LEVEL. WALLS TO BE TIED INTO EXTG WITH CAVITIES REMAIN CONTINUOUS.

5. DPC TO BE POLYMER TYPE POSITIONED MIN 150mm ABOVE GROUND LEVEL RUNNING CONTINUOUS WITH EXTG. PROVIDE 150mm DPC TO ALL CAVITY CLOSERS.

6. PROVIDE 1GLI/S LINTOLS OVER ALL EXTERNAL OPENINGS SIZED IN ACCORDANCE MANUF SPAN TABLES, WITH MIN 150mm END BEARINGS, WITH INSULATION INFILL AND WITH FELT CAVITY TRAYS OVER.

7. LATERAL RESTRAINT TO BE PROVIDED BY USING 30 x 5mm MS CAL STRAPS AT MAX 1200mm CENTRES TO 100x50mm WALL PLATE & TO GABLE WALLS ACROSS MIN 7 No RAFTERS.

8. FOUL DRAINAGE
ALL ABOVE GROUND DRAINAGE TO BE RUN IN UPVC TO BS 5572 WITH WASTE SIZES AS FOLLOWS

SVP & WC		100mm ø
SHOWER		40 mm ø
WHB		32 mm ø
SINK	UP TO 3m	40mm ø
	UPTO 4m	50mm ø

ALL FITTED WITH 75mm DEEP SEALED TRAPS WITH RODDING EYES IN EVERY CHANGE OF DIRECTION. SVP'S TO TERMINATE MIN 900mm ABOVE OPENING WINDOW & ENCASED IN 9.5mm PLASTERBOARD ON ALL FRAMING, STUB STACK TO BE FITTED WITH OVALCO AIR ADMITTANCE VALVE & ENCASED AS SVP. NO CONNECTION TO BE MADE TO STACK WITHIN 300mm OF WC CONNECTION. PROVIDE INSULATION QUILT TO AT STACK ENCASEMENTS.
ALL BELOW GROUND DRAINAGE TO BE RUN IN 100mm ø HEPWORTH SUPERSLEEVE LAID TO 1:40 FALL TO NEW 450mm ø POLYPROPYLENE INSPECTION CHAMBERS. DRAINS TO BE ENCASED IN 150mm BRASHINGS OR WHERE COVER IS LESS THAN 600mm IN 150mm CONCRETE. WHERE DRAIN PASSES THRO EXTERNAL WALL PROVIDE PRECAST CONC LINTOLS OVER WITH 50mm CLEARANCE AROUND PIPE & BAND MASONRY MATERIAL EITHER SIDE OF WALL.

9. SURFACE WATER DRAINAGE TO BE AS FOUL DRAINAGE AT 1:40 FALL TO NEW SOAKAWAY POSITIONED 4.5 METRES AWAY FROM BUILDING, 800mm HARDCORE FILLED WITH 75mm CONCRETE CAPPING & 450mm TOPSOIL COVER BEING 1 METRE CUBIC CAPACITY BELOW INVERT LEVEL.

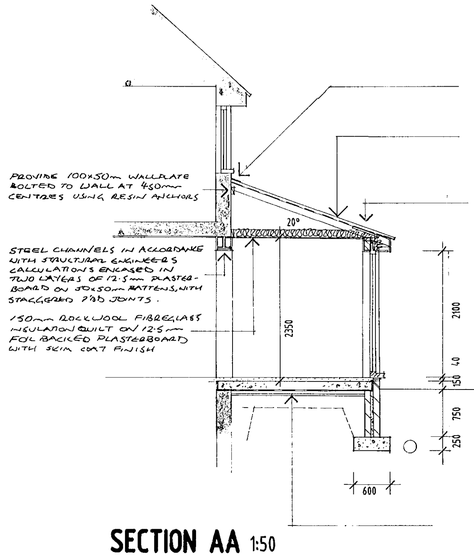

SECTION AA 1:50

APPROVED

10.JAN.2000* 0300

8-AUG 94- ENGINEERS INFO ADDED
A-JULY 94- BUILDING REGULATIONS ADDED

GREENSHADOWS DESIGN
Greenshadows
9 Waterloo Road
Crowthorne
Berks
RG11 7PB
Tel: 0344 773775

FOR
MR & MRS DOSANJH

14 CHELWOOD ROAD
EARLEY

scheme proposals
PLAN & ELEVATIONS

1:50	JUNE 94	

01 A-B