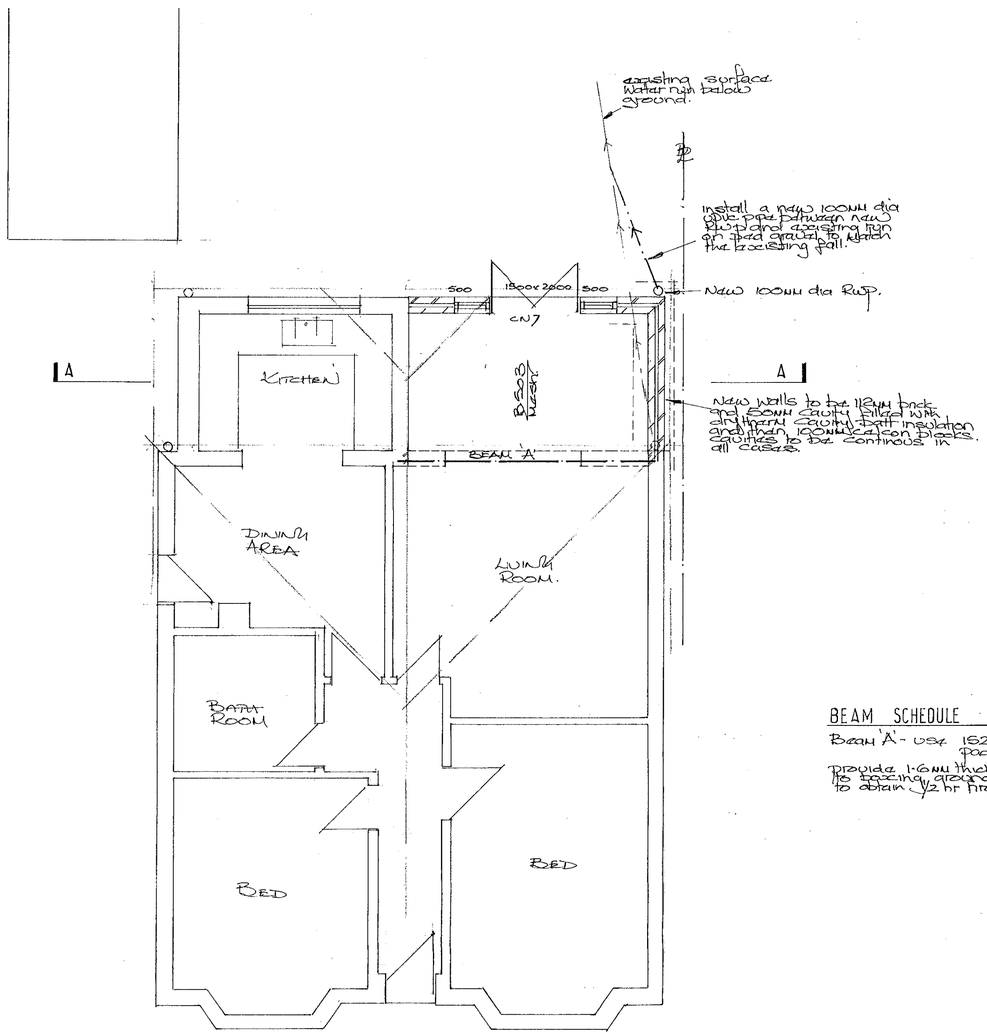

GROUND FLOOR PLAN

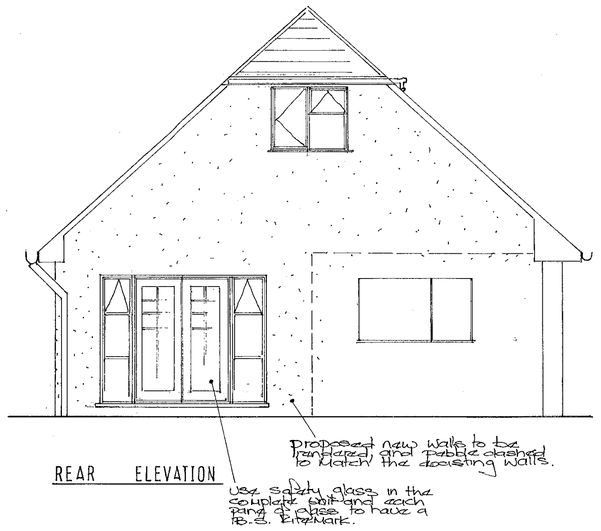

REAR ELEVATION

Use safety glass in the sidelight unit and each pane of glass to have a B.S. Kitemark.

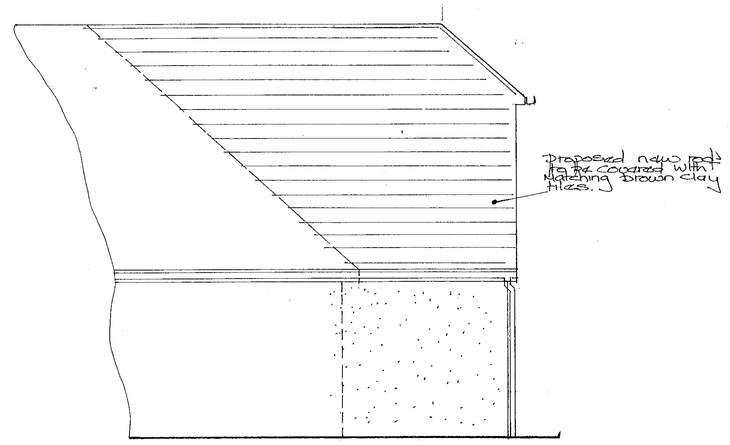

SIDE ELEVATION

BEAM SCHEDULE

Beam 'A' - use 152x89 UB with 225x100x150 deep padstones to each end.

Provide 1.6mm thick binding wire with 100mm pitch fixed to existing ground beam, given 12.5mm plaster board to obtain ½ hr fire resistance.

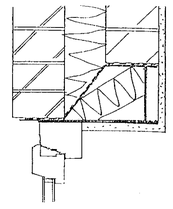

LINTEL DETAIL TO CLOSE CAVITY

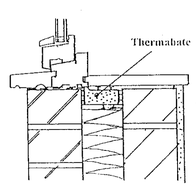

WINDOW DETAIL TO CLOSE CAVITY

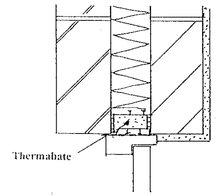

REVEAL DETAIL TO CLOSE CAVITY

GROUND FLOOR PLAN

Construct a cut pitch roof using 50x195mm sc3 rafters at 400% c/c. Use 63x175 sc3 purlins with struts to a size of 100x150 placed at 2/3 span. Apply a untreated reinforced roofing felt and battens to a size of 38x19. Use 100x50mm timber wall plates and bat straps at 1.8mm c/c.

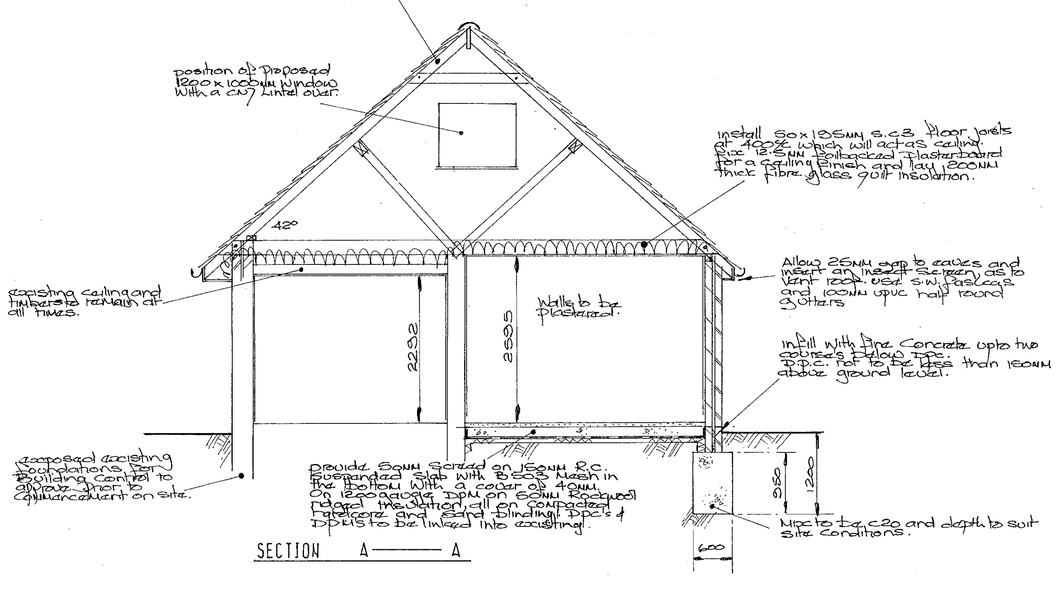

SECTION A——A

GENERAL NOTES

1. All timber to be treated under pressure with a suitable preservative to prevent infestation by House Long horn Beetle.
2. Provide Catnic steel lintels or such similar over new external wall openings with a dpc tray around lintels, also lintels to be insulated for cold bridging. Lintels to have a minimum of 150mm end bearing.
3. Provide metal anchor ties to roof / floor members to tie structure together, use BAT straps at 1. 8 M c/c.
4. Provide wall ties at 900mm x 450mm c/c and at 225mm c/c at reveals.
5. Provide vertical and horizontal dpc's to all new walls , door and window frames and at new walls against existing walls to prevent damp penetration.
6. All new windows to be pvcu with 6mm thermal gap and double glazed and have controllable but secure trickle vents having an area of 8000mm square or an air brick to the same size.
7. Foundations are to be subject to site conditions and verification by Building control .
8. At all junctions of roofs or roofs to walls , use grade No. 4 lead flashing.
9. Drainage pipes which run under or through foundations or through walls to be protected with a minimum of 150mm deep concrete lintel over.

APPROVED
16 JAN 2000

Revision	Mark	Date	Init.

Priest Design Service
"Greenlawns"
22, Dovedale Close,
Owlsmoor, Sandhurst,
Berkshire,
GU47 0YG.

Client MR & MRS. H. MARS.
23, WOOD WAYE.
READING.

Architect

Contact SINGLE STOREY REAR EXTENSION.

Drawing LAYOUT.

Scales 1:50 | Date NOV. 1999.

Engineer | Drawn R.A.P. | Ch.

Drg No. 1561/1. SP/10/00.