NOTES

1. Do not scale from this drawing
2. All setting out and check dimensions are to be verified by the contractor on site. Upon receipt of this drawing, any discrepancies are to be reported to the Architect/Supervising Officer immediately.
3. The positions of all existing services are to be verified by the contractor on site.
4. Where applicable, all dimensions of existing buildings are to be verified on site. Structural grid dimensions, where indicated, are nominal. Where applicable, the actual position of load-bearing structure on site may deviate from the nominal grid.
5. This drawing is to be read in conjunction with the appropriate Architects and Consultants drawings and specification.
6. All works to be carried out in accordance with current health and safety regulations.
7. Copyright reserved by Kemp Muir Wealleans ©

REVISIONS

Retail Unit
Ground floor net area:
504 sq.m. 5,425 sq. ft.

Entrance canopy Over

Entrance

Steps

Entrance

ALEXANDRA COURT

8254

Entrance

A

B

C

D

Extension
Net area: 165 sq. m.

6000

Drive

Fire escape

Fire escape

Offices

Shop

Office
Entrance

1 2 3 4 5 6 7

27.FEB.2001 3437

SUPERSEDED BY PLAN REC'D 15.5.01

GROUND FLOOR PLAN 1:100
Proposed

JOB	EXA House Alexandra Court, Wokingham	
TITLE	Proposed Ground Floor Plan	
PROJECT No. 0028	DWG No. ap02	SCALE 1:100
DATE Jan. 2001	REV.	DRAWN BY scm
CHECKED	CAD REF.	

kemp muir wealleans architects designers
66 Great Portland Street, London W1N 5AJ
T + 44 (0)171 436 1818 F + 44 (0)171 436 5321

NOTES

1. Do not scale from this drawing
2. All setting out and check dimensions are to be verified by the contractor on site. Upon receipt of this drawing, any discrepancies are to be reported to the Architect/Supervising Officer immediately.
3. The positions of all existing services are to be verified by the contractor on site.
4. Where applicable, all dimensions of existing buildings are to be verified on site. Structural grid dimensions, where indicated, are nominal. Where applicable, the actual position of installed structure on site may deviate from the nominal grid.
5. This drawing is to be read in conjunction with the appropriate Architects and Consultants drawings and specification.
6. All works to be carried out in accordance with current health and safety regulations.
7. Copyright reserved by Kemp Muir Wealleans ©

REVISIONS

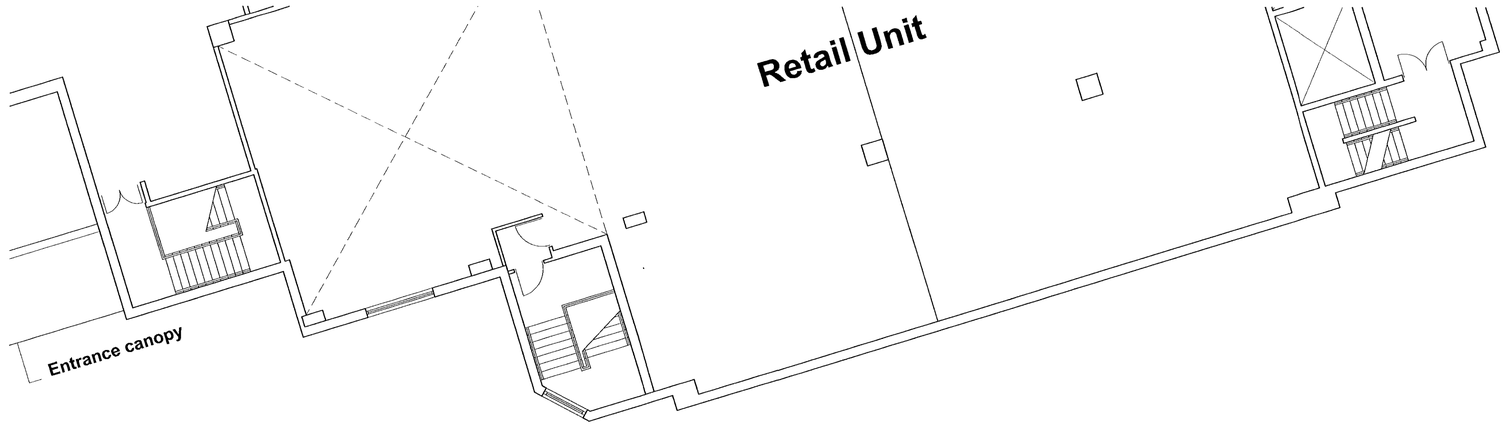

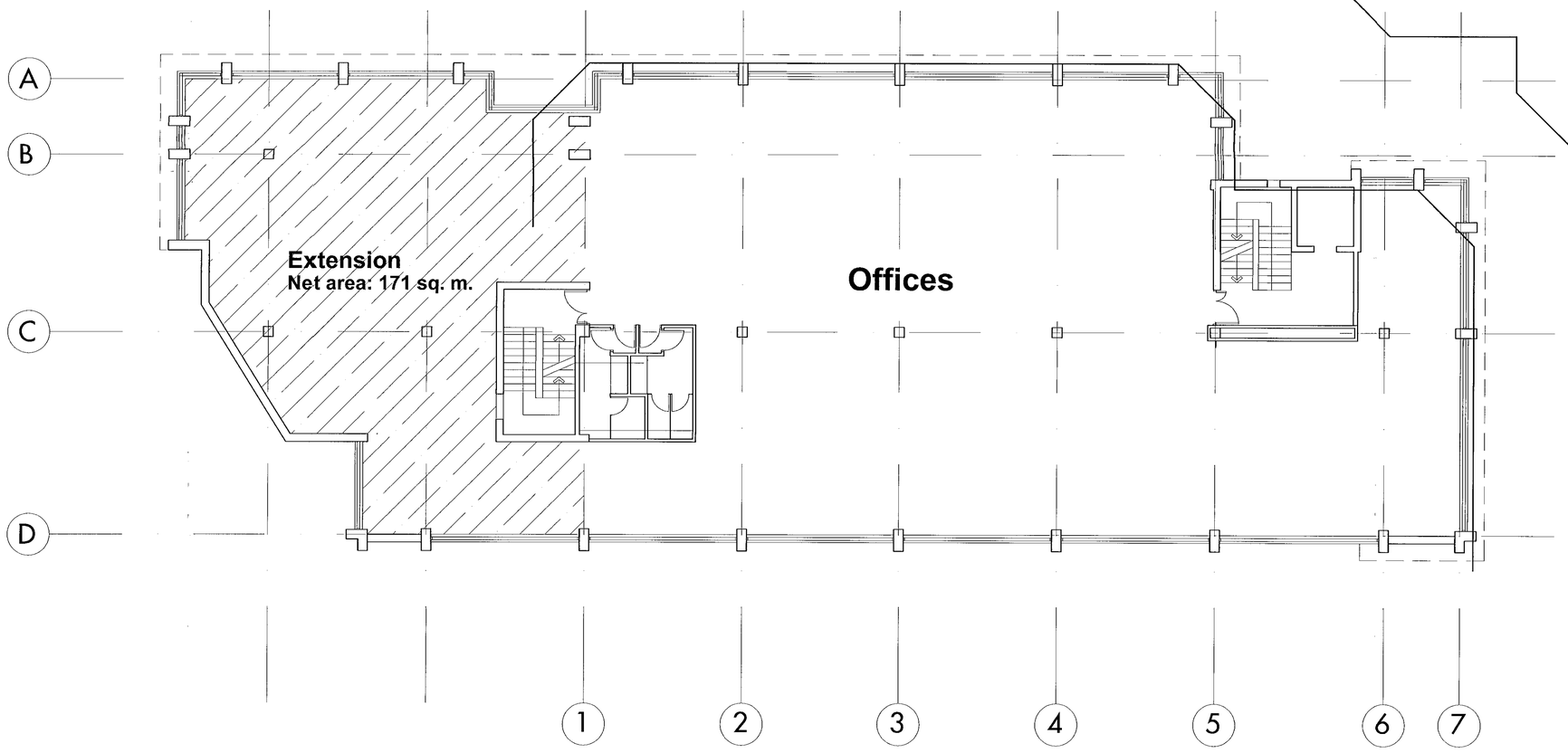

SUPERSEDED BY 3A.

FIRST FLOOR PLAN 1:100
Proposed

JOB EXA House Alexandra Court, Wokingham		
TITLE Proposed First Floor Plan		
PROJECT No. 0028	DWG No. ap03	SCALE 1:100
DATE Jan. 2001	REV.	DRAWN BY scm
CHECKED	CAD REF.	

kemp muir wealleans architects designers

66 Great Portland Street. London W1N 5AJ
T + 44 (0)171 436 1818 F + 44 (0)171 436 5321

NOTES

1. Do not scale from this drawing
2. All setting out and check dimensions are to be verified by the contractor on site. Upon receipt of this drawing, any discrepancies are to be reported to the Architect/Supervising Officer immediately.
3. The positions of all existing services are to be verified by the contractor on site.
4. Where applicable, all dimensions of existing buildings are to be verified on site. Structural grid dimensions, where indicated, are nominal. Where applicable, the actual position of installed structure on site may deviate from the nominal grid.
5. This drawing is to be read in conjunction with the appropriate Architects and Consultants drawings and specification.
6. All works to be carried out in accordance with current health and safety regulations.
7. Copyright reserved by Kemp Muir Wealleans ©

REVISIONS

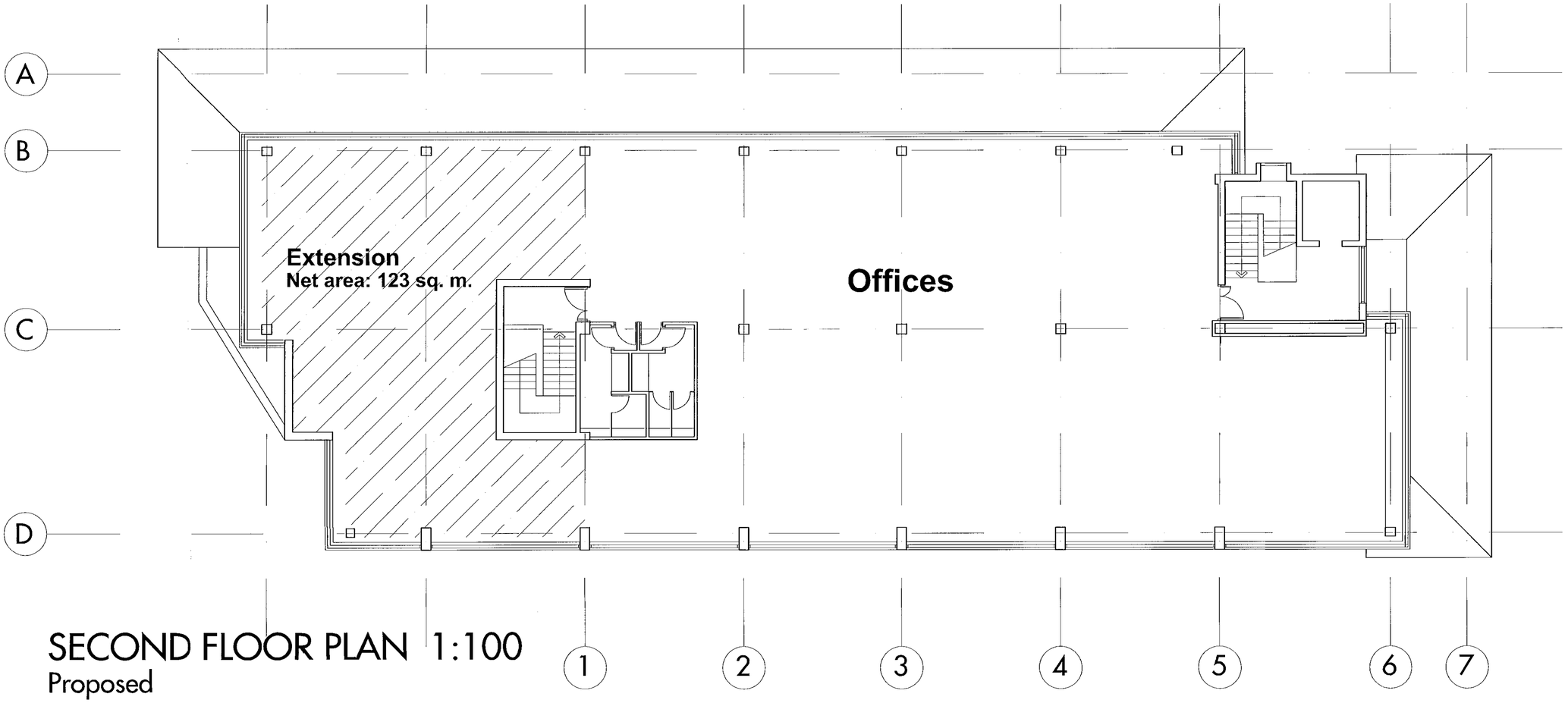

SECOND FLOOR PLAN 1:100
Proposed

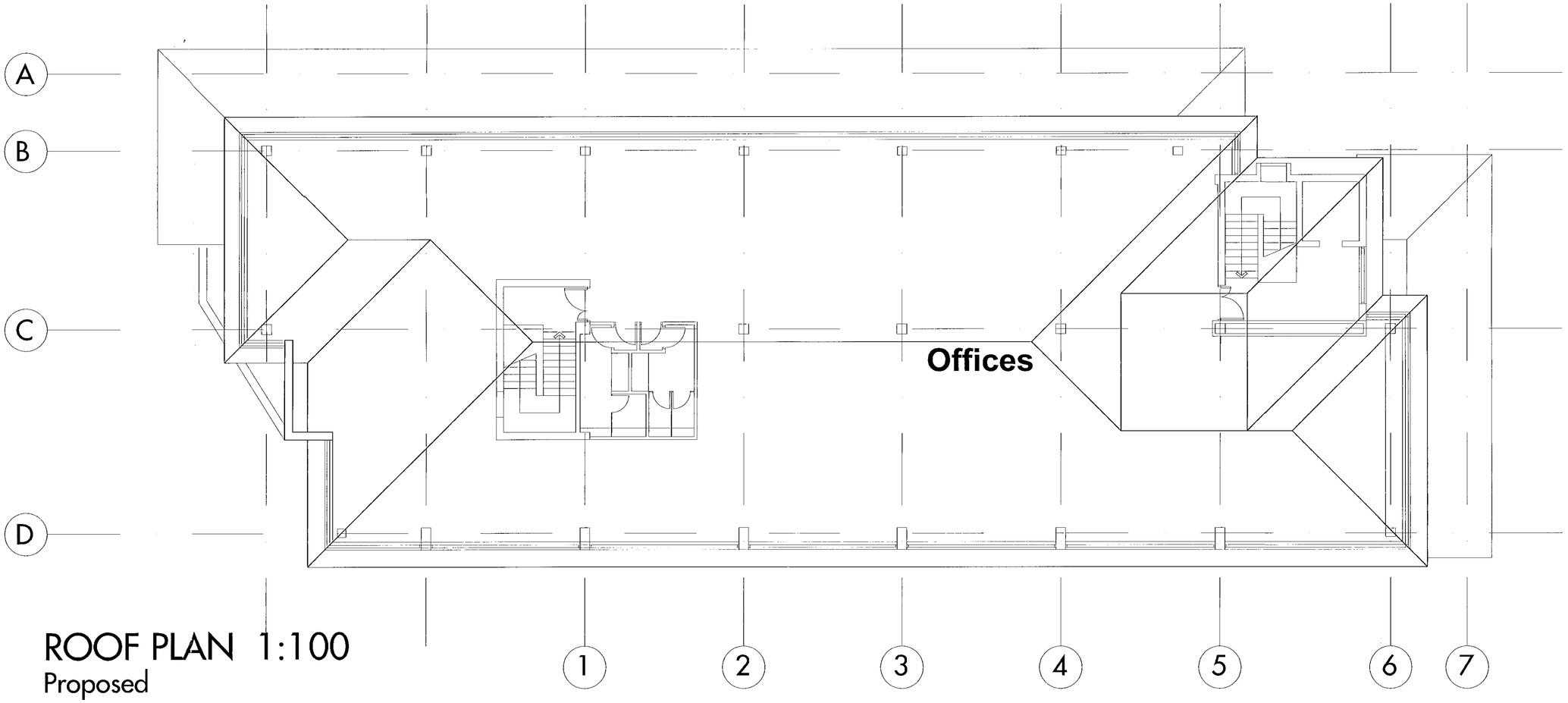

ROOF PLAN 1:100
Proposed

27.FEB.2001* 3437

SUPERSEDED

JOB	EXA House Alexandra Court, Wokingham
TITLE	Proposed Second Floor & Roof Plan

PROJECT No.	DWG No.	SCALE
0028	ap04	1:100
DATE Jan. 2001	REV.	DRAWN BY scm
CHECKED	CAD REF.	

kemp muir wealleans architects designers

66 Great Portland Street. London W1N 5AJ
T + 44 (0)171 436 1818 F + 44 (0)171 436 5321

NOTES

1. Do not scale from this drawing.
2. All setting out and check dimensions are to be verified by the contractor on site. Upon receipt of this drawing, any discrepancies are to be reported to the Architect/Supervising Officer immediately.
3. The positions of all existing services are to be verified by the contractor on site.
4. Where applicable, all dimensions of existing buildings are to be verified on site. Structural grid dimensions, where indicated, are nominal. Where applicable, the actual position of installed structure on site may deviate from the nominal grid.
5. This drawing is to be read in conjunction with the appropriate Architects and Consultants drawings and specifications.
6. All works to be carried out in accordance with current health and safety regulations.
7. Copyright reserved by Kemp Muir Wealleans ©.

REVISIONS



Roof tiles to match existing

Eaves and soffite to match existing

Fenestration to match existing

Rainwater goods to match existing.

Brick cill to match existing

Facing brick to match existing.

Exp. agg. lintel to match existing.

Brick piers to match existing



WEST ELEVATION.
As Proposed

SOUTH ELEVATION
As Proposed

Proposed Extension



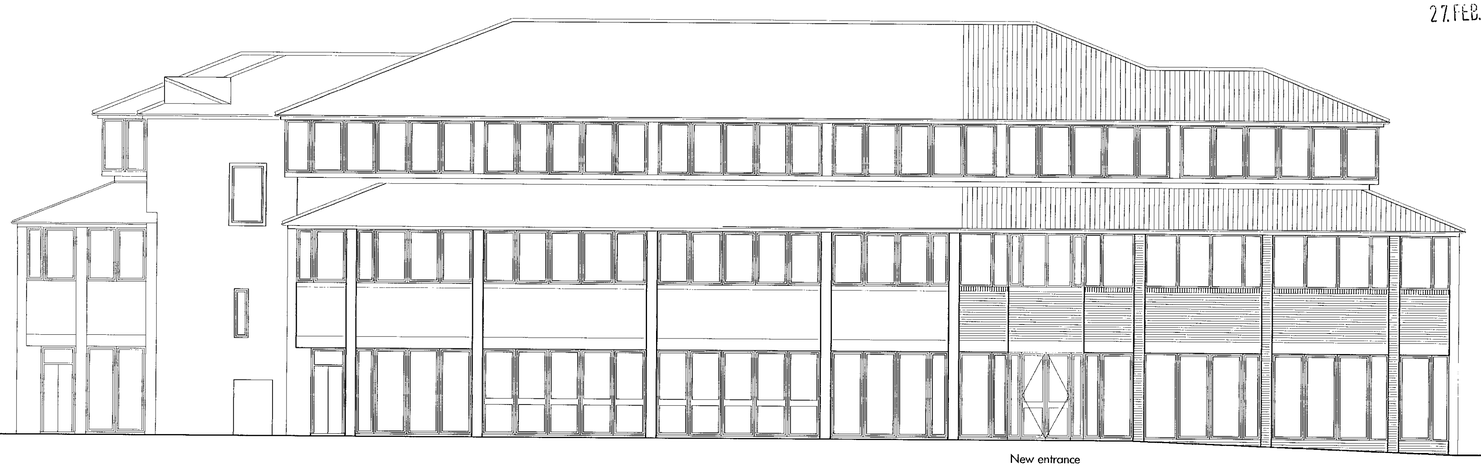

New entrance

EAST ELEVATION.

NORTH ELEVATION
As Proposed

Proposed Extension

27.FEB.2001 * 3437

SUPERSEDED

JOB: EXA House Alexandra House, Wokingham		
TITLE: Proposed Elevations		
PROJECT No.: 0028	DWG No.: ap08	SCALE: 1:100
DATE: Jan. 2001	REV.	DRAWN BY: scm
CHECKED	CAD REF:	

kemp muir wealleans architects designers

66 Great Portland Street, London W1N 5AJ
T + 44 (0)171 436 1818 F + 44 (0)171 436 5321

0 10 20 30 40 50 60 70 80 90 100

ADDITIONAL PLAN

3437 1

kemp muir wealleans architects designers

66 Great Portland Street
London W1N 5AJ
Tel 020 7436 1818
Fax 020 7436 5321
mail@kmw.co.uk

EXA HOUSE
PROPOSED ACCESS ROAD
SCALE 1:200
FEB. 2001

DRAWING NO 0028 AP 10

FORMER TESCO STORE

ENTRANCE

RAMP

SERVICE YARD AND LOADING BAYS TO BE RE-LOCATED AND REPLACED WITH PEDESTRIAN PRIORITY ZONE LEADING TO NEW ENTRANCES TO BUILDINGS

SPEED KERB WITH PAVEMENT CARRIED OVER

SCREEN WALL AND ASSOCIATED PLANTING TO BE REMOVED AND REPLACED BY KERB AND NEW LOW LEVEL PLANTING BED

4.8M

SPEED KERB SURFACED IN 'PEDESTRIAN' PAVING

NEW KERB LINE

EXISTING KERB LINE

ALL TRAFFIC BARRIERS AND HANDICAPE CONTAINERS IN THIS AREA TO BE REMOVED.

ENTRANCE

ALEXANDRA COURT

EXISTING PATH

EXISTING TREES TO BE RETAINED

6M

CAR PARKING BAYS

2

3

4

PASSING POINTS

KERB

6M

1·5M HIGH SCREEN WALL TO BE DEMOLISHED

EXISTING PATH

EXA HOUSE

FLEETWORKS SITE

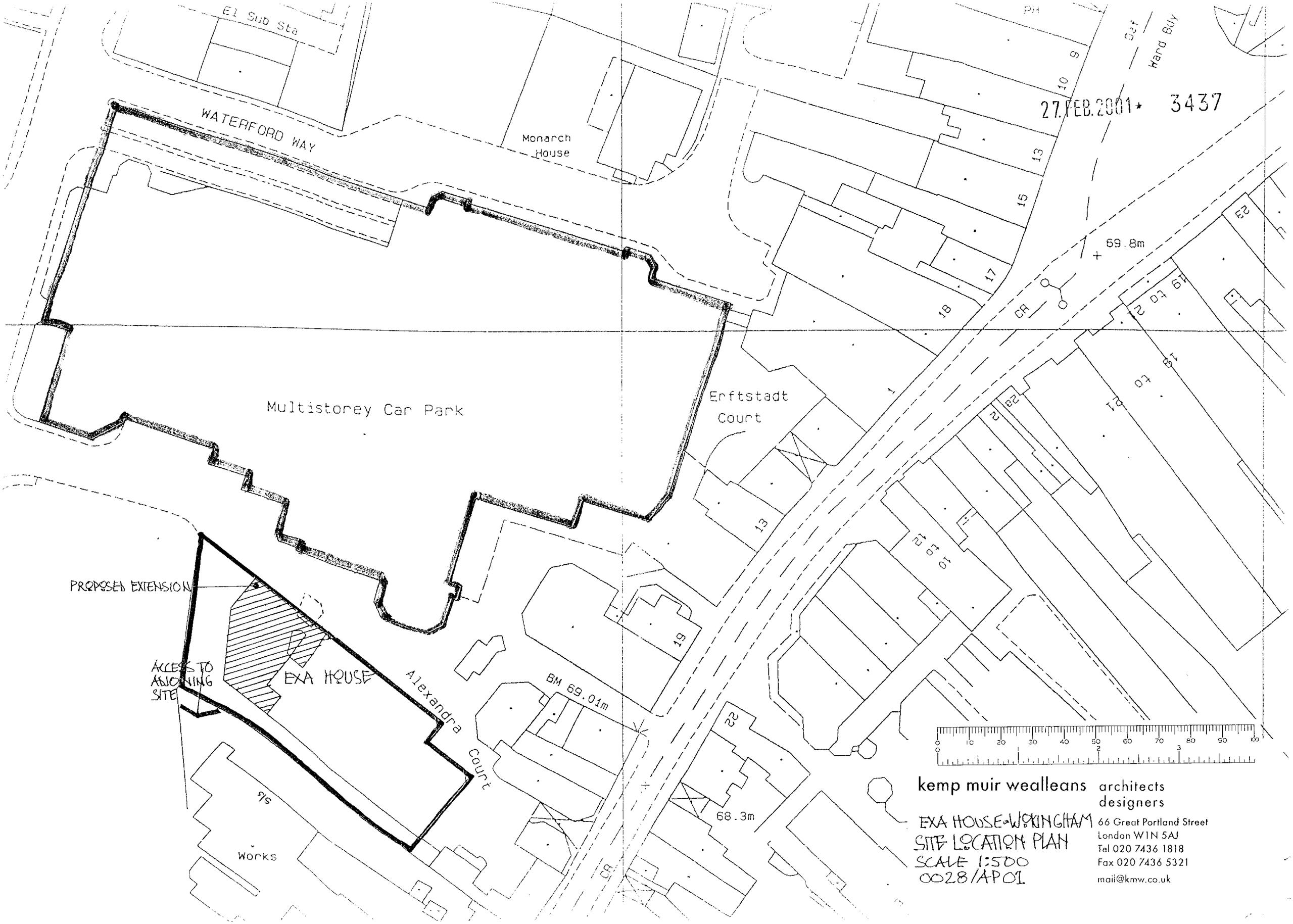

El Sub Sta
WATERFORD WAY
Monarch House
Multistorey Car Park
Erftstadt Court
PROPOSED EXTENSION
ACCESS TO ADJOINING SITE
EXA HOUSE
Alexandra Court
BM 69.01m
68.3m
69.8m
Works
Ward Bdy
27.FEB.2001 3437
kemp muir wealleans architects designers
EXA HOUSE-WOKINGHAM
SITE LOCATION PLAN
SCALE 1:500
0028/AP01
66 Great Portland Street
London W1N 5AJ
Tel 020 7436 1818
Fax 020 7436 5321
mail@kmw.co.uk

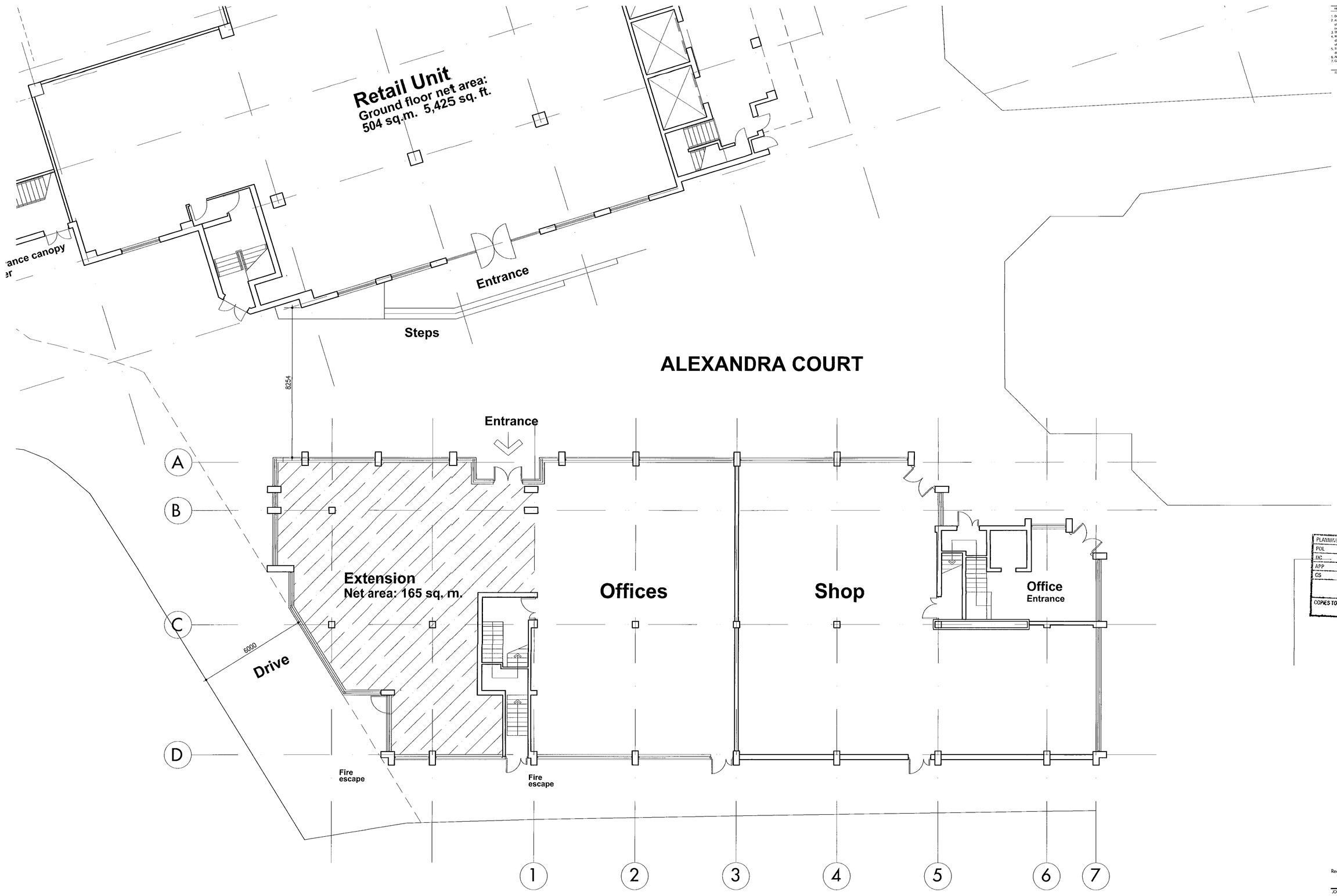

GROUND FLOOR PLAN 1:100

Proposed

NOTES

1. Do not scale from this drawing
2. All setting out and check dimensions are to be verified by the contractor on site. Upon receipt of this drawing, any discrepancies are to be reported to the Architect/Supervising Officer immediately.
3. The positions of all existing services are to be verified by the contractor on site.
4. Where applicable, all dimensions of existing buildings are to be verified on site. Structural grid dimensions, where indicated, are nominal. Where applicable, the actual position of installed structure on site may deviate from the nominal grid.
5. This drawing is to be read in conjunction with the appropriate Architects and Consultants drawings and specification.
6. All works to be carried out in accordance with current health and safety regulations.
7. Copyright reserved by Kemp Muir Wealleans ©

REVISIONS

PLANNING SERVICES
POL
DC
APP
CS
15 MAY 2001
COPIES TO:
ACK:
FILE:

REVISED PLAN
3437 1

Rev. Date Text

JOB
Office Extension
Shulton House, Alexandra Court, Wokingham

TITLE
Proposed Ground Floor Plan

PROJECT No.	DWG No.	SCALE
0028	AP02	1:100
DATE Jan. 2001	REV.	DRAWN BY scm
CHECKED	CAD REF. 0028PL	

kemp muir wealleans architects designers

66 Great Portland Street, London W1N 5AJ
T + 44 (0)171 436 1818 F + 44 (0)171 436 5321

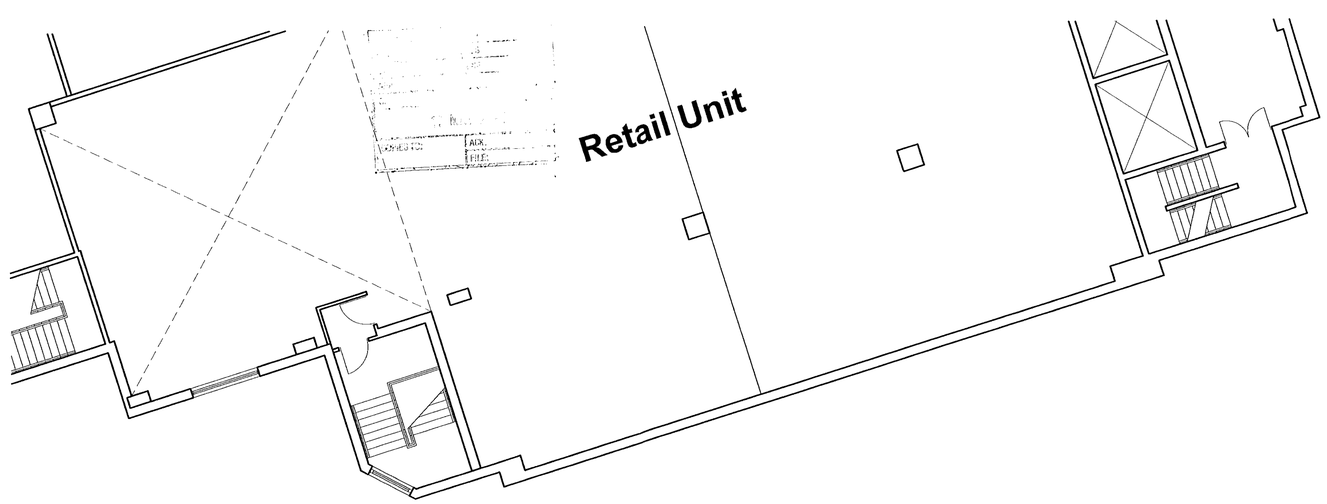

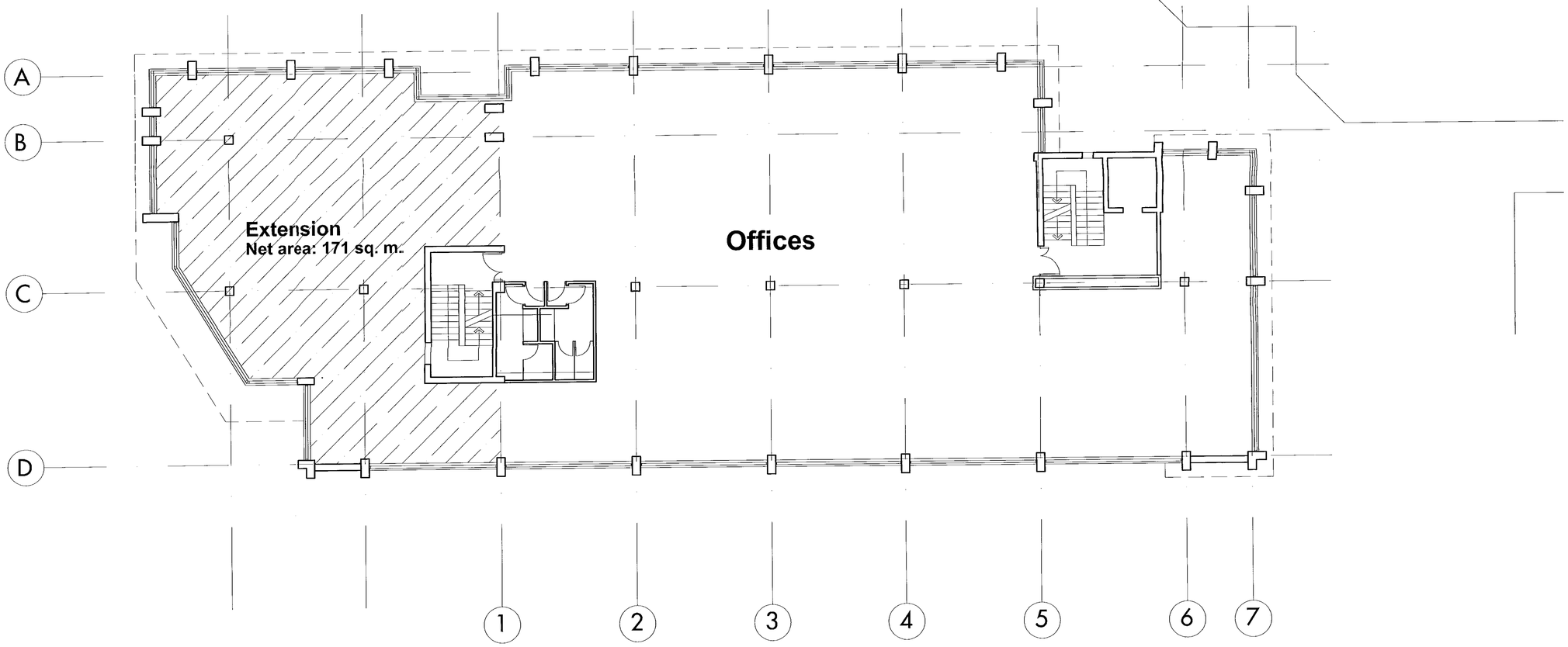

FIRST FLOOR PLAN 1:100

Proposed

NOTES

1. Do not scale from this drawing
2. All setting out and check dimensions are to be verified by the contractor on site. Upon receipt of this drawing, any discrepancies are to be reported to the Architect/Supervising Officer immediately.
3. The positions of all existing services are to be verified by the contractor on site.
4. Where applicable, all dimensions of existing buildings are to be verified on site. Structural grid dimensions, where indicated, are nominal. Where applicable, the actual position of installed structure on site may deviate from the nominal grid.
5. This drawing is to be read in conjunction with the appropriate Architects and Consultants drawings and specification.
6. All works to be carried out in accordance with current health and safety regulations.
7. Copyright reserved by Kemp Muir Wealleans ©

REVISIONS

REVISED PLAN

3437

A. 08.05.01 Windows added to western elevation

JOB
Office Extension
Shulton House, Alexandra Court, Wokingham

TITLE
Proposed First Floor Plan

PROJECT No.	DWG No.	SCALE
0028	AP03	1:100
DATE Jan. 2001	REV. A	DRAWN BY scm
CHECKED	CAD REF. 0028PL	

kemp muir wealleans architects designers
66 Great Portland Street, London W1N 5AJ
T + 44 (0)171 436 1818 F + 44 (0)171 436 5321

COPIES TO: ACK. FILE:
15 MAY 2001

NOTES

1. Do not scale from this drawing
2. All setting out and check dimensions are to be verified by the contractor on site. Upon receipt of this drawing, any discrepancies are to be reported to the Architect/Supervising Officer immediately.
3. The positions of all existing services are to be verified by the contractor on site.
4. Where applicable, all dimensions of existing buildings are to be verified on site. Structural grid dimensions, where indicated, are nominal. Where applicable, the actual position of installed structure on site may deviate from the nominal grid.
5. This drawing is to be read in conjunction with the appropriate Architects and Consultants drawings and specification.
6. All works to be carried out in accordance with current health and safety regulations
7. Copyright reserved by Kemp Muir Wealleans ©

REVISIONS

Retail Unit
Ground floor net area:
504 sq.m. 5,425 sq. ft.

Entrance canopy Over

Entrance

Steps

Entrance

ALEXANDRA COURT

A
B
C
D

1 2 3 4 5 6 7

Offices

Shop

Office Entrance

GROUND FLOOR PLAN 1:100
As Existing

27 FEB 2001 * 3437

JOB EXA House
Alexandra Court, Wokingham

TITLE Existing Ground Floor Plan

PROJECT No.	DWG No.	SCALE
0028	ap05	1:100
DATE Jan. 2001	REV.	DRAWN BY scm
CHECKED	CAD REF.	

kemp muir wealleans architects designers
66 Great Portland Street, London W1N 5AJ
T + 44 (0)171 436 1818 F + 44 (0)171 436 5321

NOTES

1. Do not scale from this drawing.
2. All setting out and check dimensions are to be verified by the contractor on site. Upon receipt of this drawing, any discrepancies are to be reported to the Architect/Supervising Officer immediately.
3. The positions of all existing services are to be verified by the contractor on site.
4. Where applicable, all dimensions of existing buildings are to be verified on site. Structural grid dimensions, where indicated, are nominal. Where applicable, the actual position of installed structure on site may deviate from the nominal grid.
5. This drawing is to be read in conjunction with the appropriate Architects and Consultants drawings and specification.
6. All works to be carried out in accordance with current health and safety regulations
7. Copyright reserved by Kemp Muir Wealleans ©

REVISIONS

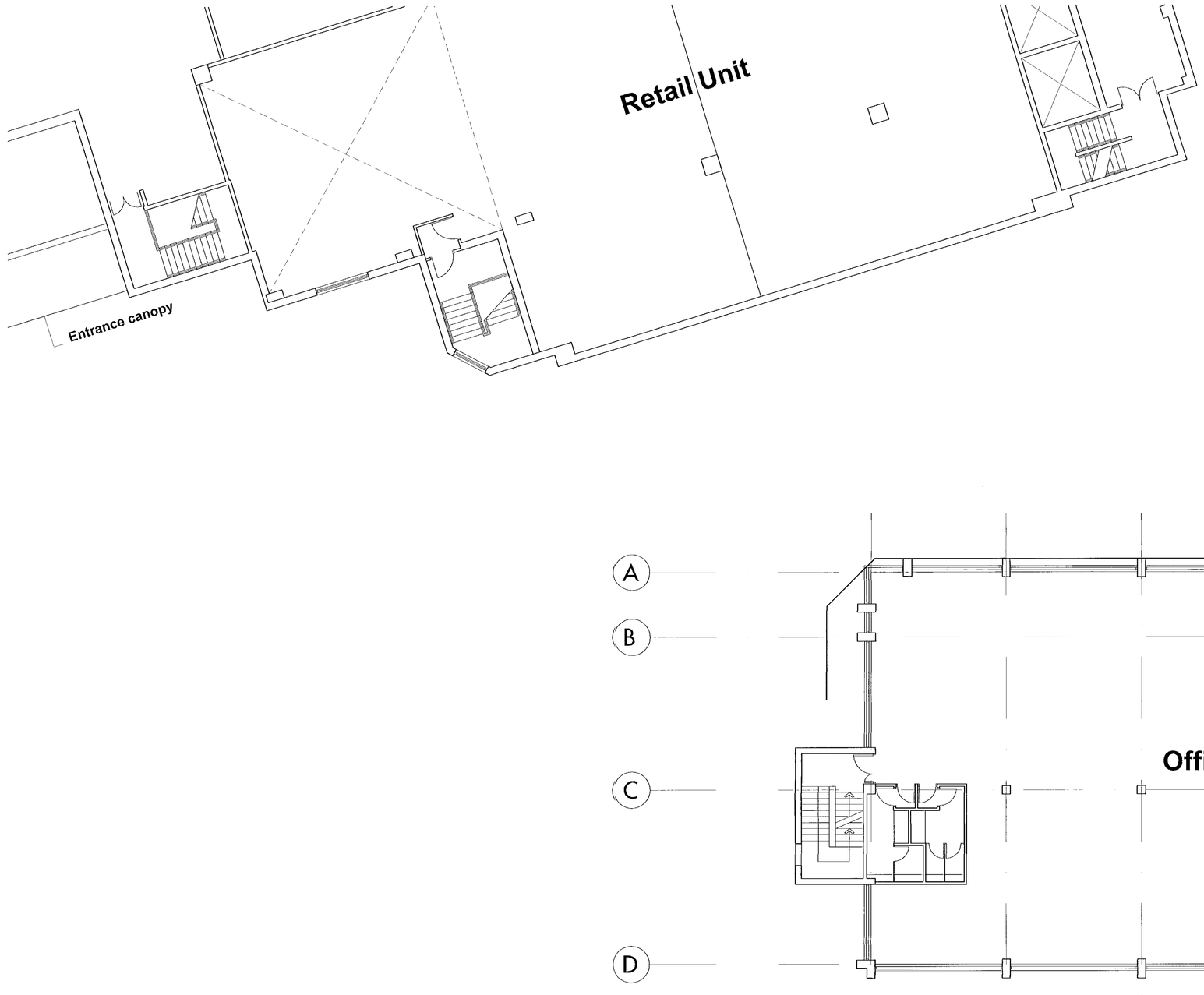

27.FEB.2001 * 3437

FIRST FLOOR PLAN 1:100

As Existing

JOB EXA House
Alexandra Court, Wokingham

TITLE Existing First Floor Plan

PROJECT No.	DWG No.	SCALE
0028	ap06	1:100
DATE Jan. 2001	REV.	DRAWN BY scm
CHECKED	CAD REF.	

kemp muir wealleans architects designers

66 Great Portland Street. London W1N 5AJ
T + 44 (0)171 436 1818 F + 44 (0)171 436 5321

NOTES

1. Do not scale from this drawing.
2. All setting out and check dimensions are to be verified by the contractor on site. Upon receipt of this drawing, any discrepancies are to be reported to the Architect/Supervising Officer immediately.
3. The positions of all existing services are to be verified by the contractor on site.
4. Where applicable, all dimensions of existing buildings are to be verified on site. Structural grid dimensions, where indicated, are nominal. Where applicable, the actual position of installed structure on site may deviate from this nominal grid.
5. This drawing is to be read in conjunction with the appropriate Architects and Consultants drawings and specification.
6. All works to be carried out in accordance with current health and safety regulations.
7. Copyright reserved by Kemp Muir Wealleans ©

REVISIONS

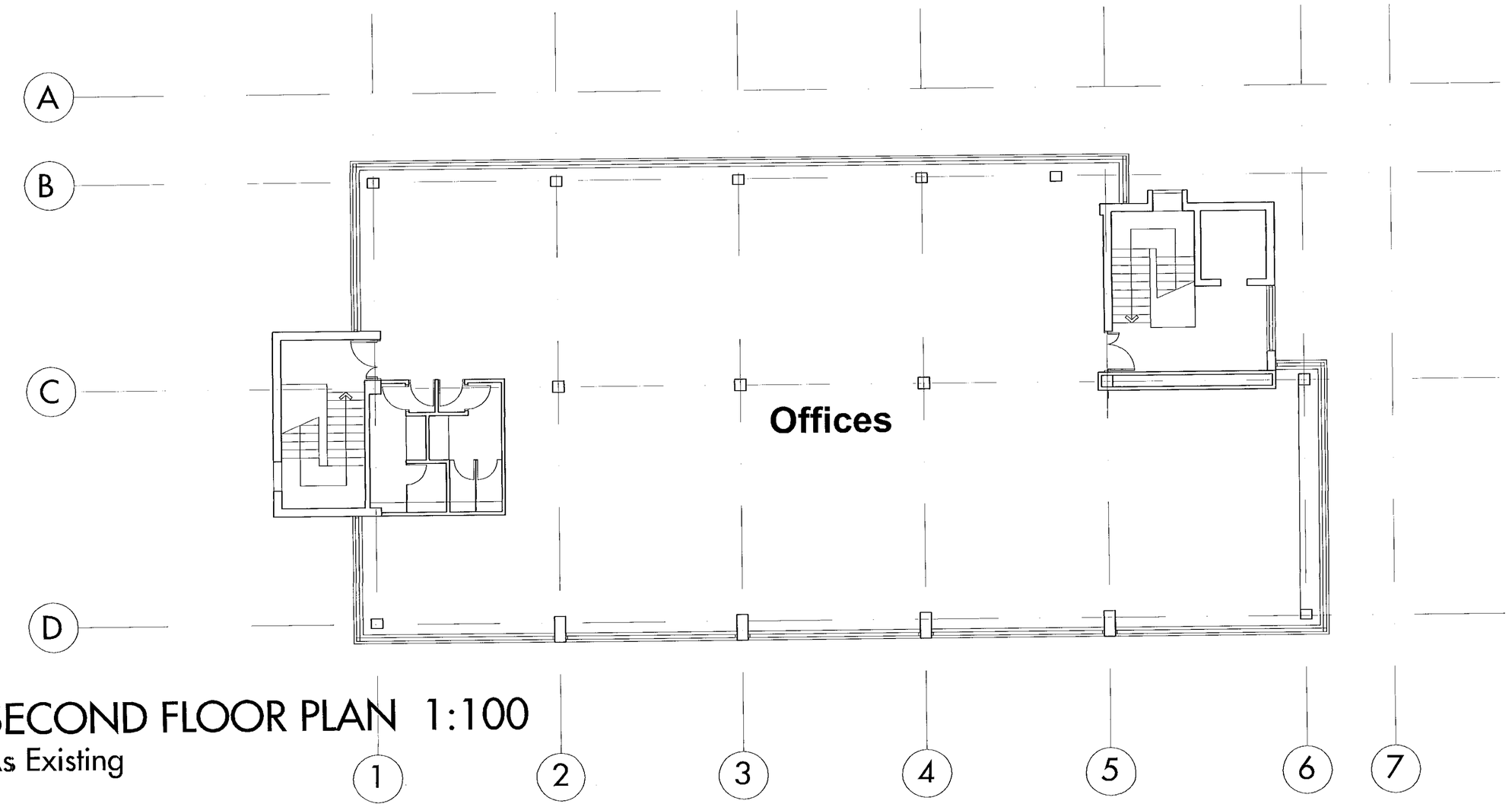

SECOND FLOOR PLAN 1:100
As Existing

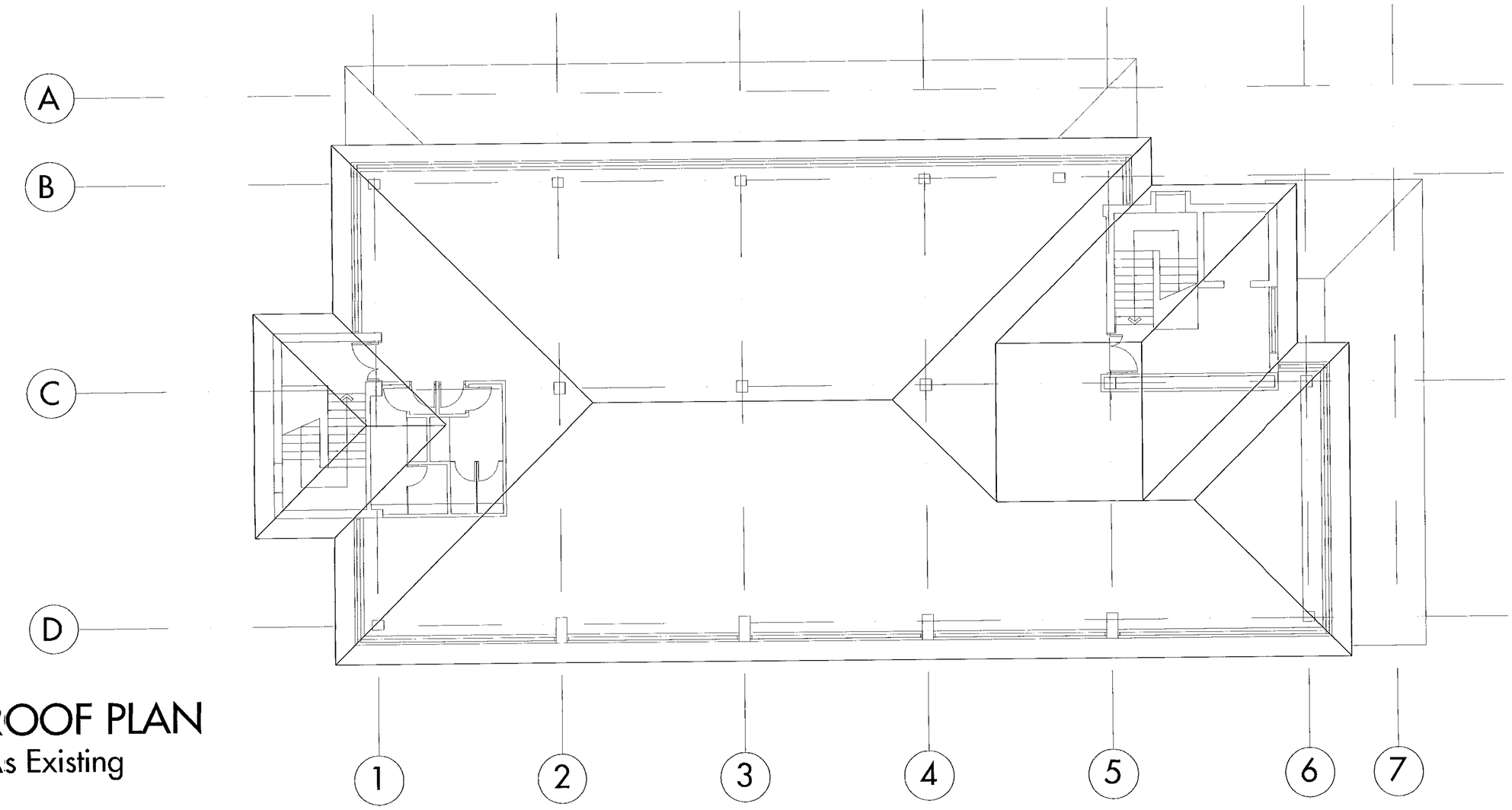

ROOF PLAN
As Existing

27.FEB.2001 * 3437

JOB EXA House
Alexandra Court, Wokingham

TITLE Existing Second Floor and Roof Plan

PROJECT No.	DWG No.	SCALE
0028	ap07	1:100
DATE Jan. 2001	REV.	DRAWN BY scm
CHECKED	CAD REF.	

kemp muir wealleans architects designers
66 Great Portland Street. London W1N 5AJ
T + 44 (0)171 436 1818 F + 44 (0)171 436 5321

PLANNING SERVICES
POL
15 MAY 2001
COPIES TO: ACK: FILE:

NOTES

1. Do not scale from this drawing
2. All setting out and check dimensions are to be verified by the contractor on site. Upon receipt of this drawing, any discrepancies are to be reported to the Architect/Supervising Officer immediately.
3. The positions of all existing services are to be verified by the contractor on site.
4. Where applicable, all dimensions of existing buildings are to be verified on site. Structural grid dimensions, where indicated, are nominal. Where applicable, the actual position of installed structure on site may deviate from the nominal grid.
5. This drawing is to be read in conjunction with the appropriate Architects and Consultants drawings and specification.
6. All works to be carried out in accordance with current health and safety regulations.
7. Copyright reserved by Kemp Muir Wealleans ©

REVISIONS

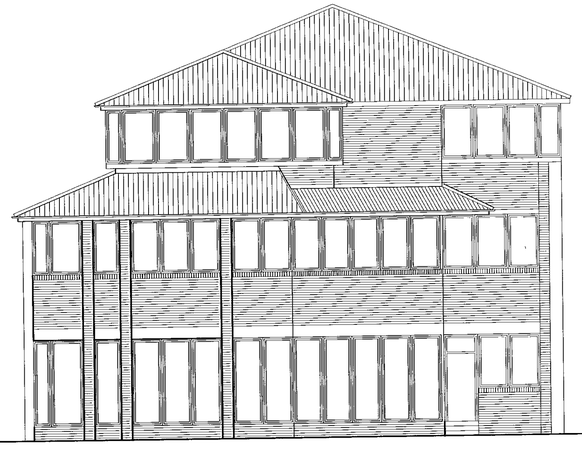

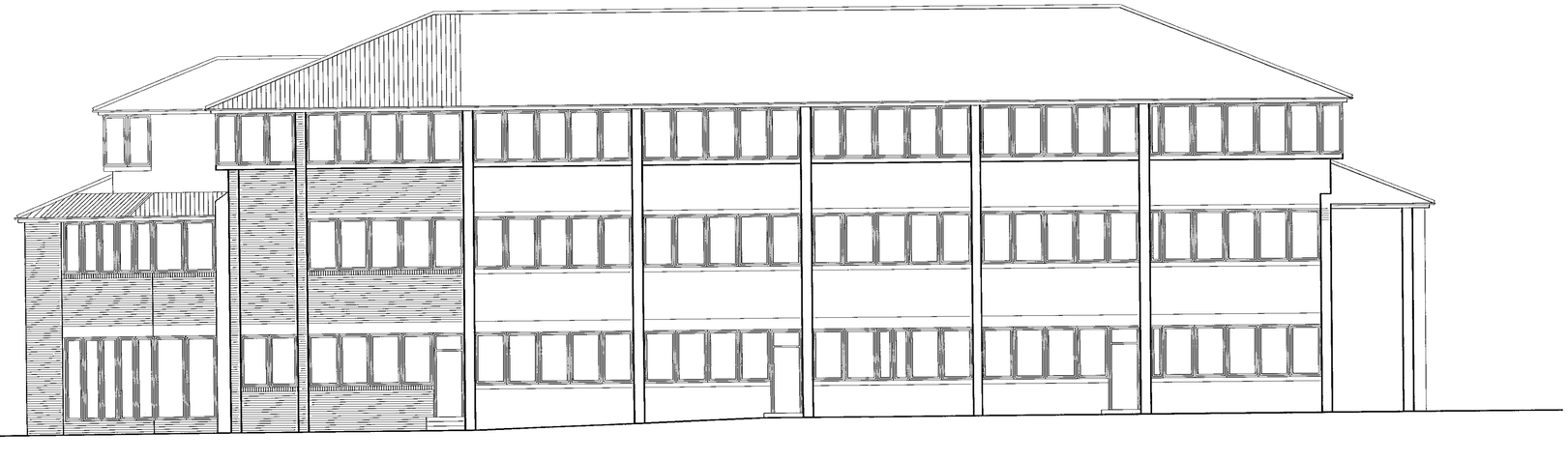

WEST ELEVATION.
As Proposed

SOUTH ELEVATION
As Proposed

Proposed Extension



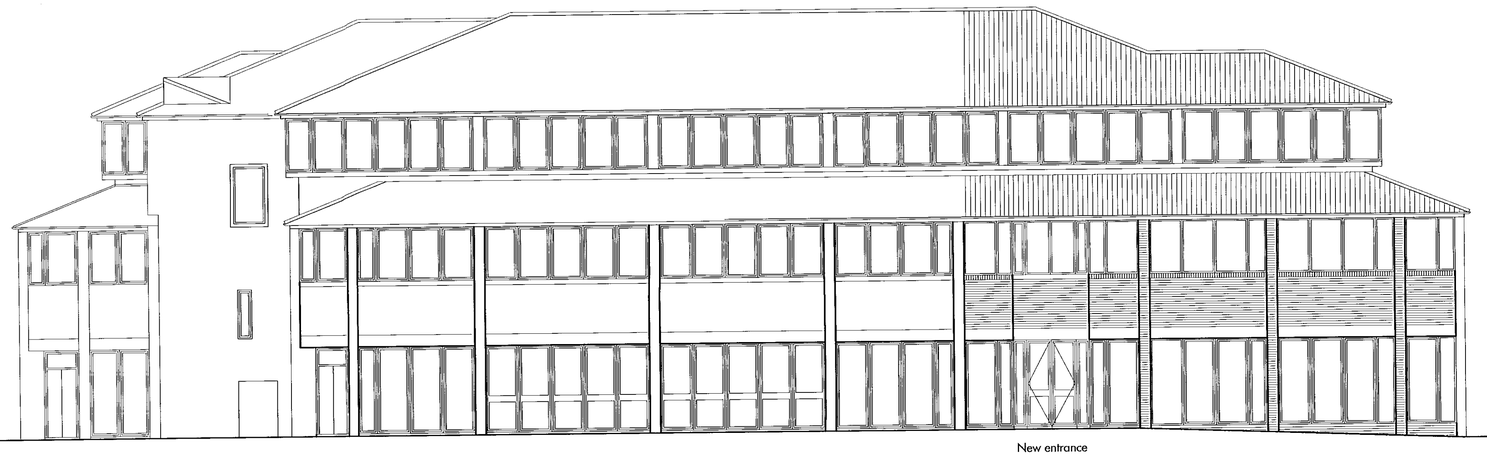

EAST ELEVATION.

NORTH ELEVATION
As Proposed

Proposed Extension

3437

REVISED PLAN

A. 08.05.01 West & South elevation amended

JOB
Office Extension
Shulton House, Alexandra Court, Wokingham

TITLE
Proposed Elevations

PROJECT No.	DWG No.	SCALE
0028	AP08	1:100
DATE Jan. 2001	REV. A	DRAWN BY scm
CHECKED	CAD REF. 0028EL	

kemp muir wealleans architects designers

66 Great Portland Street. London W1N 5AJ
T + 44 (0)171 436 1818 F + 44 (0)171 436 5321

PLANNING SERVICES
POL
DC
APP
CS
15 MAY 2001
COPIES TO: ACK: FILE:

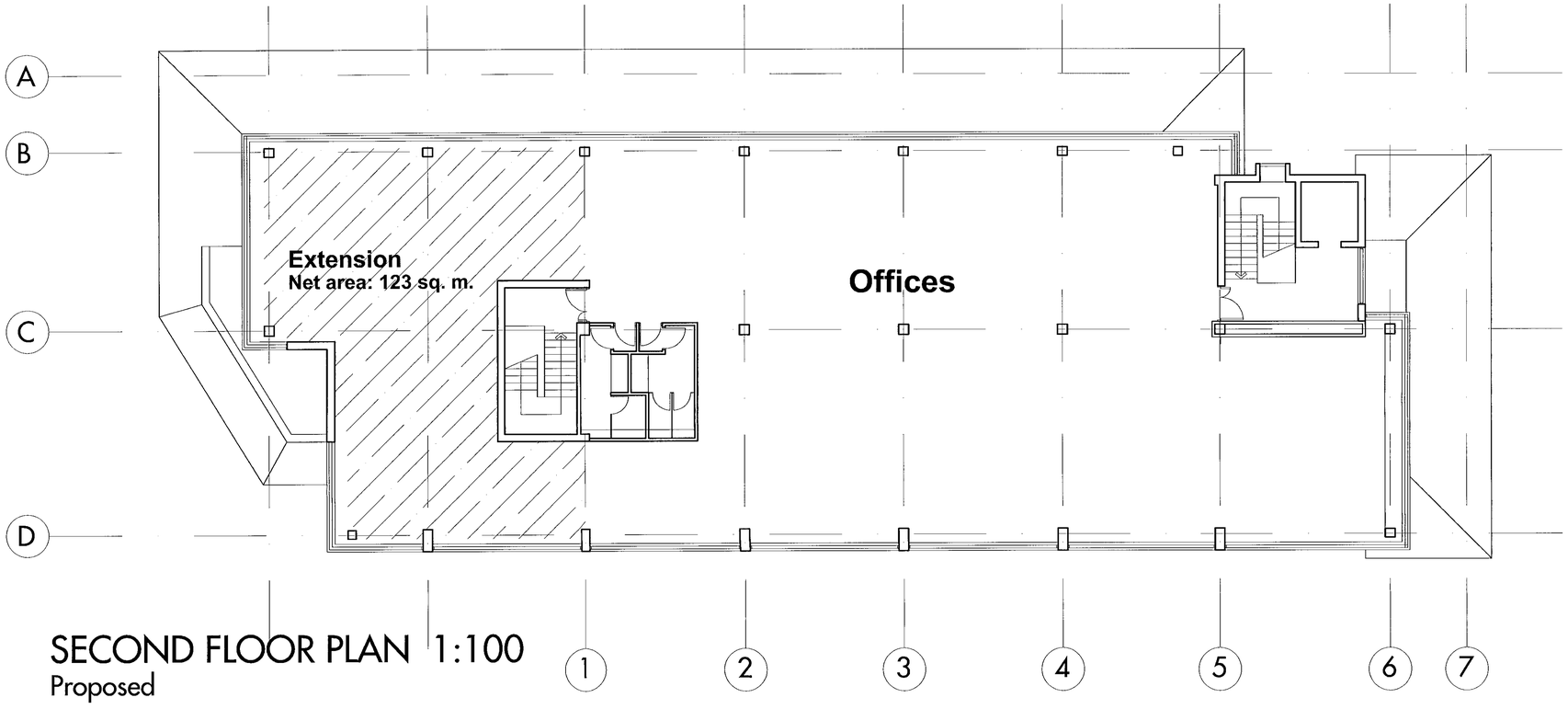

SECOND FLOOR PLAN 1:100
Proposed

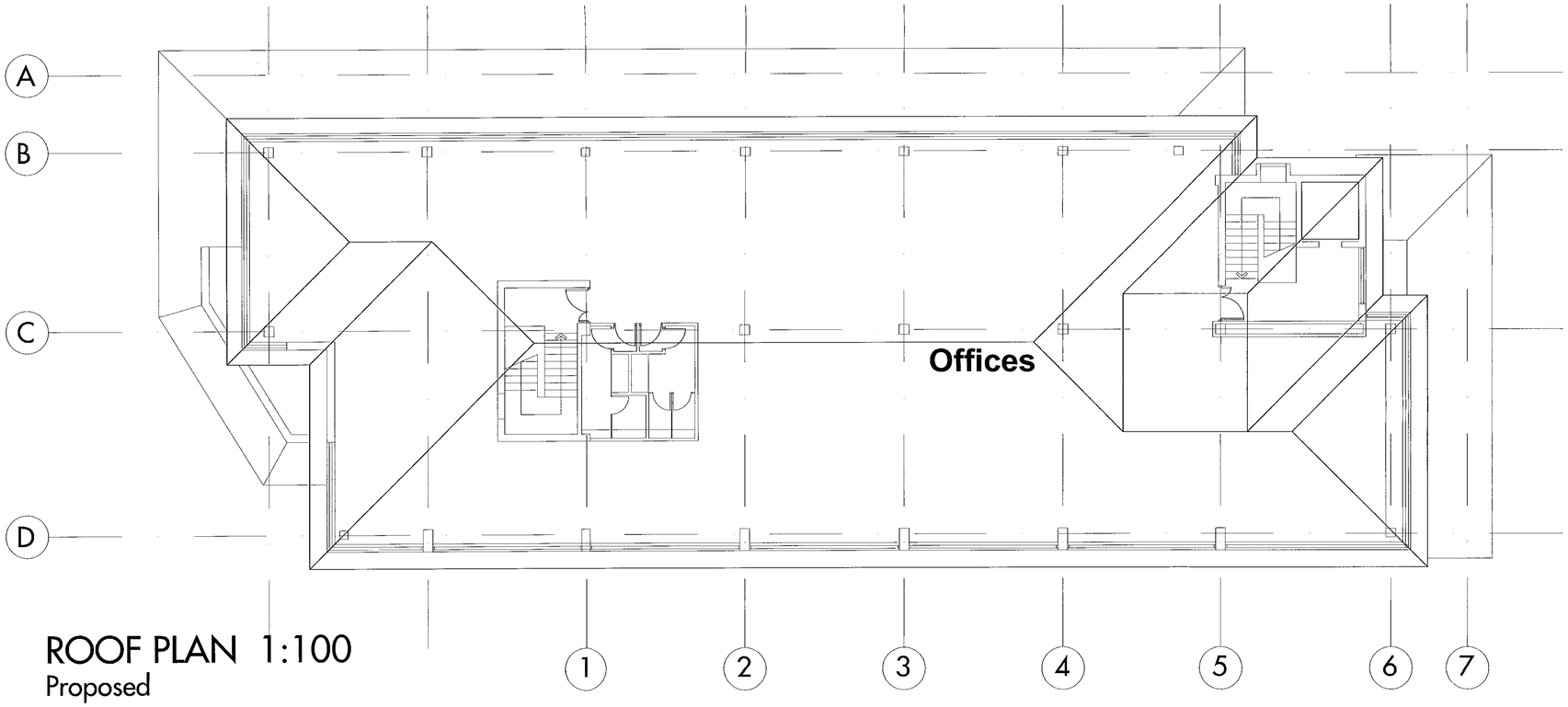

ROOF PLAN 1:100
Proposed

NOTES

1. Do not scale from this drawing.
2. All setting out and check dimensions are to be verified by the contractor on site. Upon receipt of this drawing, any discrepancies are to be reported to the Architect/Supervising Officer immediately.
3. The positions of all existing services are to be verified by the contractor on site.
4. Where applicable, all dimensions of existing buildings are to be verified on site. Structural grid dimensions, where indicated, are nominal. Where applicable, the actual position of installed structure on site may deviate from the nominal grid.
5. This drawing is to be read in conjunction with the appropriate Architects and Consultants drawings and specification.
6. All works to be carried out in accordance with current health and safety regulations.
7. Copyright reserved by Kemp Muir Wealleans ©

REVISIONS

15 MAY 2001
COPIES TO: ACK: FILE:

REVISED PLAN
3437

A. 08.05.01 Roof extended on western elevation

JOB
Office Extension
Shulton House, Alexandra Court, Wokingham

TITLE
Proposed Second Floor & Roof Plan

PROJECT No.	DWG No.	SCALE
0028	AP04	1:100
DATE Jan. 2001	REV. A	DRAWN BY scm
CHECKED	CAD REF. 0028PL	

kemp muir wealleans architects designers
66 Great Portland Street. London W1N 5AJ
T + 44 (0)171 436 1818 F + 44 (0)171 436 5321

NOTES

1. Do not scale from this drawing.
2. All setting out and check dimensions are to be verified by the contractor on site. Upon receipt of this drawing, any discrepancies are to be reported to the Architect/Supervising Officer immediately.
3. The positions of all existing services are to be verified by the contractor on site.
4. Where applicable, all dimensions of existing buildings are to be verified on site. Structural grid dimensions, where indicated, are nominal. Where applicable, the actual position of installed structure on site may deviate from the nominal grid.
5. This drawing is to be read in conjunction with the appropriate Architects and Consultants drawings and specification.
6. All works to be carried out in accordance with current health and safety regulations.
7. Copyright reserved by Kemp Muir Wealleans ©

REVISIONS



WEST ELEVATION.
Existing



SOUTH ELEVATION
Existing



EAST ELEVATION.
Existing



NORTH ELEVATION
Existing

27.FEB.2001 ▸ 3437

JOB EXA House
Alexandra House, Wokingham

TITLE Existing Elevations

PROJECT No.	DWG No.	SCALE
0028	ap09	1:100
DATE Jan. 2001	REV.	DRAWN BY scm
CHECKED	CAD REF.	

kemp muir wealleans architects designers
66 Great Portland Street. London W1N 5AJ
T + 44 (0)171 436 1818 F + 44 (0)171 436 5321

