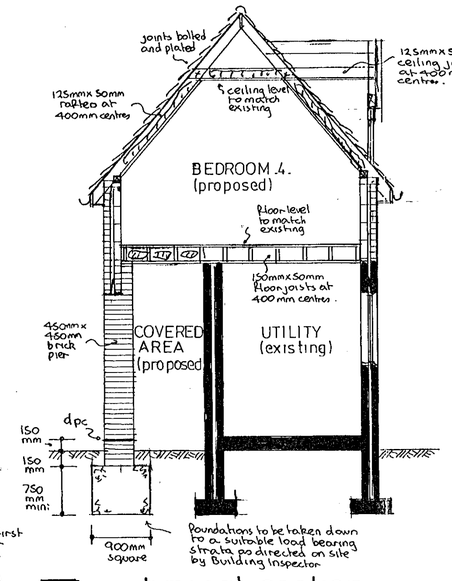

typical section



south elevation

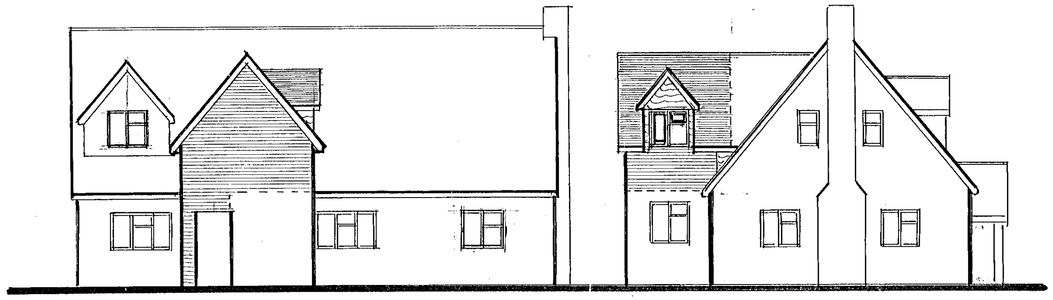

east elevation

north elevation

notes:-

Roof:- Tiling to match existing on felt and battens on 125 mm x 50mm rafters pitched to match existing and set at 400 mm centres with 125mm x 50mm ceiling joists at 400mm centres with joints bolted and plated and 200mm fibreglass insulation between ceiling joists and ceiling of 9 mm Rail backed plasterboard and skimcoat plaster to receive selected decorations. At sloping ceiling positions 50 mm celotex double 'R' rigid slab insulation to be placed between rafters to maintain min: 50mm air gap. Roof spaces to have permanent cross ventilation and this is to be achieved by combination of proprietary eaves vents equivalent to 25mm continuous gap and ridge vents equivalent to 5mm continuous gap.

First floor:- 18 mm t&g flooring grade chipboard on 150mm x 50 mm joists at 400mm centres with central row of herringbone strutting and ceiling of 12mm plasterboard and skimcoat plaster to receive selected decorations. Over covered area 150 mm fibreglass insulation to be placed between joists and soffite formed of 9 mm exterior grade plywood.

lateral restraint:- Where joists at floor and ceiling level run parallel to an external wall, lateral restraint must be achieved by metal straps at 1200mm centres spanning three joists. In addition mild steel anchors min: 30mm x 5 mm cross sectional area are to be provided at 1000mm centres to anchor down all wall plates.

Walls:- 112 mm external skin of Facing brick to match existing with 50 mm cavity containing 50mm Rockwool insulation batts and 100 mm internal skin of celcon blockwork and 16 mm plaster finish to receive selected decorations. To avoid cold bridging reveals around new window opening to be insulated.

Cladding:- Boarding to match existing on felt and battens on 9 mm exterior quality plywood on 100 mm x 50 mm timber studding at 400 mm centres with 100 mm fibreglass insulation between studding and faced with 9 mm Rail backed plasterboard and skimcoat plaster to receive selected decorations.

Window:- To be double glazed and fitted with trickle vent in head equivalent to 8000 mm² opening. Any glass in a window below 800 mm measured from floor level to be in laminated safety glass.

Lintels:- I.G. lintels std type H/S to covered area.

D.p.c & Flashings:- D.p.c to be in lead cored felt and flashings in code 4 lead.

Electrics:- To Clients individual requirements but must be installed in strict accordance with current I.E.E regulations and include mains controlled linked smoke detectors on hall and landing ceilings.

Rainwater:- 112 mm gutters and 62 mm downpipes to discharging via back inlet gullies and 100 mm upvc underground drainpipe to soakaway 1000 mm diameter x 2000 mm deep and situated min: 4500 mm from any building.

Existing structure:- Any parts of existing structure which are to be subjected to additional loading must be exposed by trial holes for inspection and strengthened as necessary before work continues.

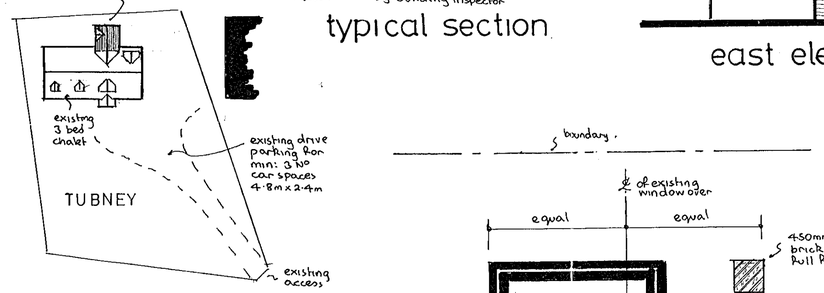

block plan 1:500

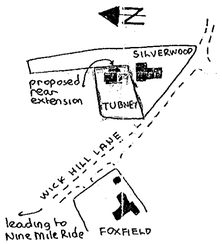

location plan 1:2500

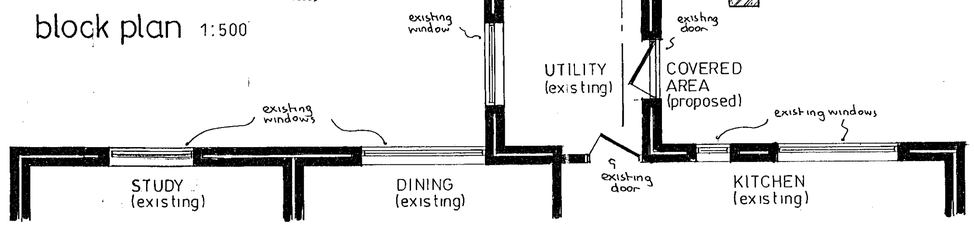

part ground floor plan

gross internal area of extension = 9·88 m²

part first floor plan

12 JUN 2000 1/39

APPROVED



PROPOSED EXTENSION at TUBNEY, WICK HILL LANE, WOKINGHAM, BERKSHIRE for MR. D. J. NORMAN.

Revisions:- A 9/6/2000 Minor alterations at Clients request

Drawing N°	AH/E/2995A
Scales	1:50
Date	MAY 2000

NDESIGN BUILDING PLANS

25/7/00