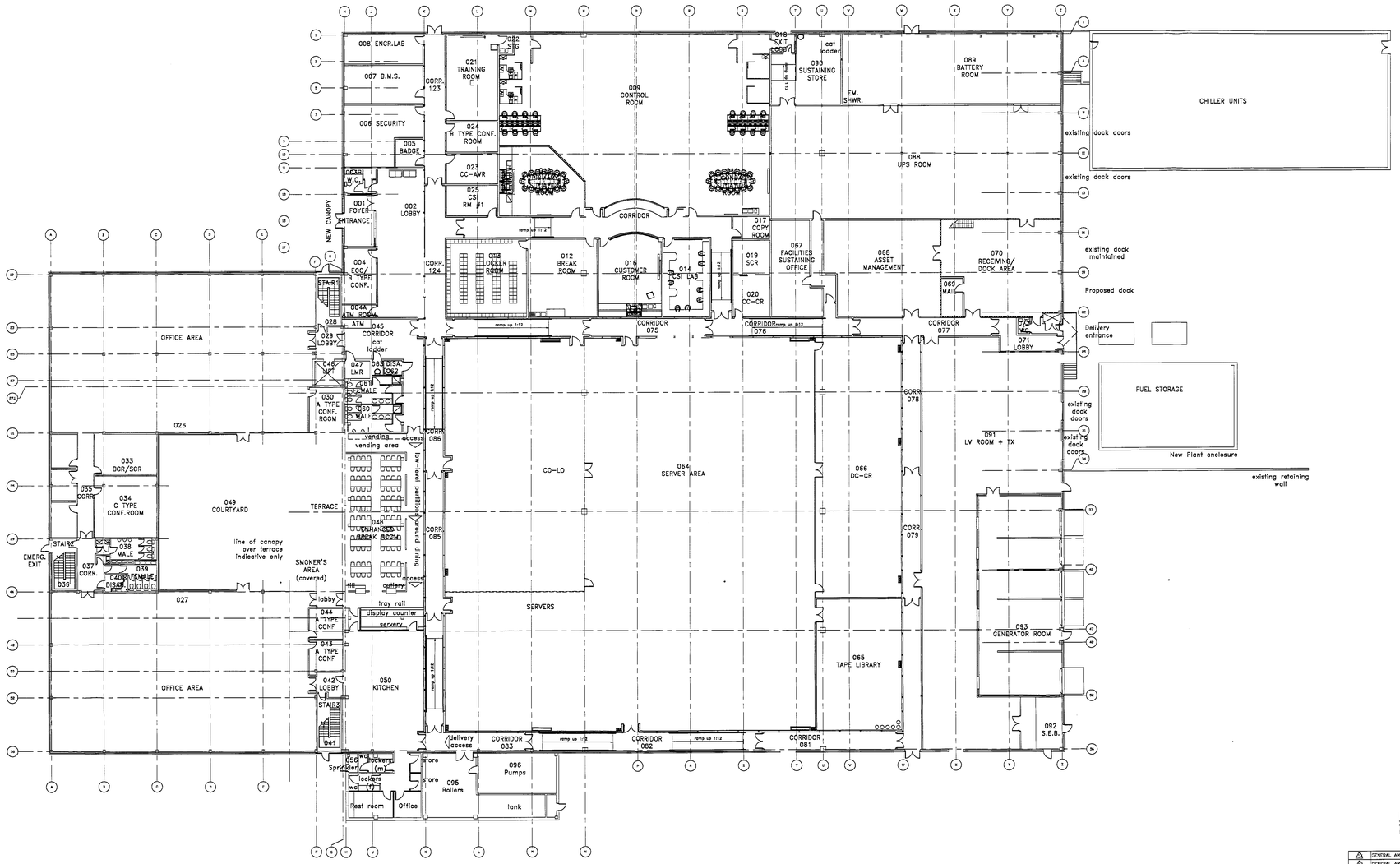

REV. NO.	REVISION DESCRIPTION	DRAWN	CHECKED	APPROVED	DATE
A	GENERAL AMENDMENTS	GJ			25-11-00
A	GENERAL AMENDMENTS	GJ			18-01-00
A	GENERAL AMENDMENTS	GJ			13-01-00
A	AMENDMENTS 90% REVIEW	GJ			20-12-99
A	GENERAL UPDATES AND AMENDMENTS	GJ			15-12-99
A	AMENDED TO 60% REVIEW COMMENTS	GJ			29-11-99
A	GENERAL AMENDMENTS	GJ			24-11-99
A	60% DESIGN ISSUE	GJ			18-11-99
A	PARTITIONS AMENDED	GJ			15-11-99
A	GENERAL AMENDMENTS	GJ			12-11-99
A	OFFICE FURNITURE ADDED	GJ			04-11-99
A	SERVER LAYOUT AND GENERAL AMENDMENTS	GJ			02-11-99
A	30% DESIGN STAGE REVIEW MODIFICATIONS + PLANT LAYOUT AMENDED	GJ			26-10-99
A	CO-LO, SERVER DOORS MOVED, VIS. PANELS AMENDED, OFFICES TO CONTROL RM	GJ			15-10-99
A	GENERATORS, PLANT LOCATIONS AMENDED, GENERAL UPDATE	GJ			15-10-99

INTEL CONFIDENTIAL
THIS DRAWING CONTAINS INFORMATION WHICH IS THE PROPERTY OF INTEL CORPORATION. THIS DRAWING IS RECEIVED IN CONFIDENCE AND ITS CONTENTS MAY NOT BE DISCLOSED WITHOUT THE PRIOR WRITTEN CONSENT OF INTEL CORPORATION.
© COPYRIGHT 1996 INTEL CORPORATION, ALL RIGHTS RESERVED

intel CORPORATION
INTEL UK Limited
Pipers Way, Swindon
WILTSHIRE
SN3 1RJ

APPROVALS	DATE
DRAWN GJ	10-99
CHECKED	
CROSSCHECK	
SAFETY	
PLANNING	
ENGINEER	
APPROVED	
EST CODE	

GROUND FLOOR PLAN PROPOSED

WORK ID NO.	FILE NAME	DRAWING NO.	
	W3A-7002	W3A-7002	
OLD DWG NO.	PLOT SCALE	DRAWING SCALE	SHEET 1 OF 1
	1:200	1:200	

NORTH

4 17/8/00

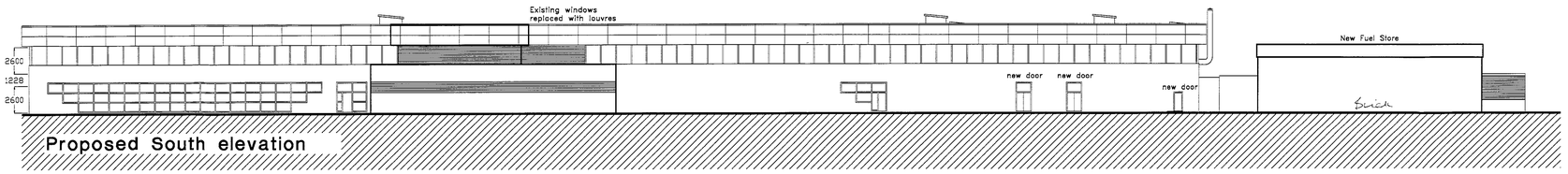

NOTE:
ALL EXISTING GLAZING
AND LOUVRES TO BE
REPLACED WITH NEW.

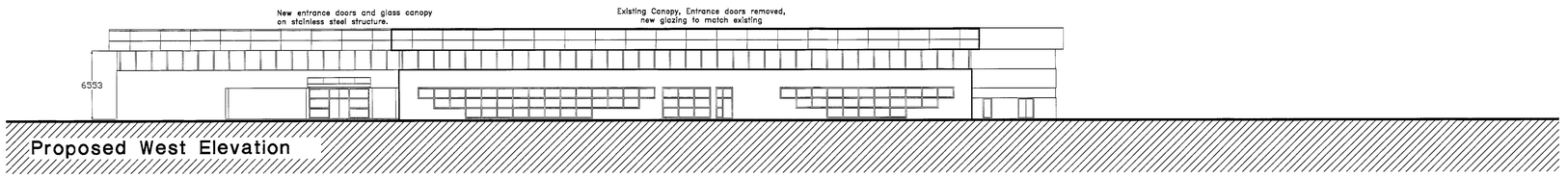

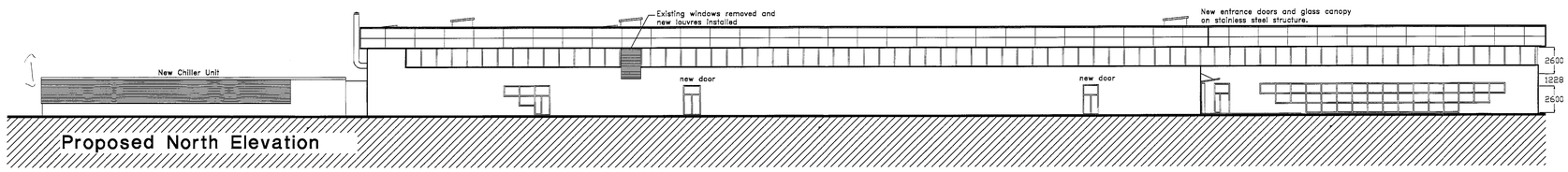

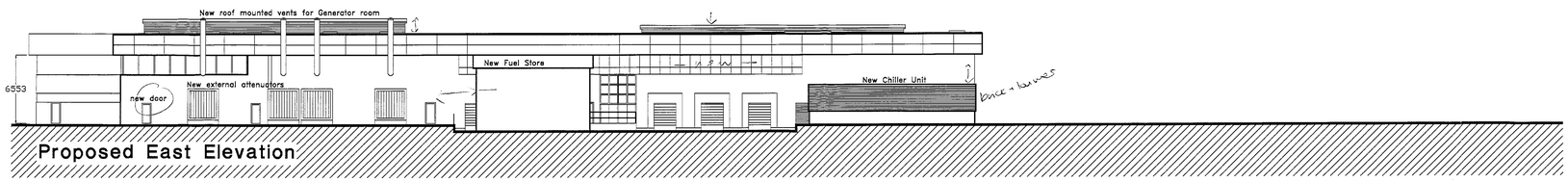

REV	NO	REVISION DESCRIPTION	DRAWN	CHECKED	APPROVED	DATE
A		GENERAL AMENDMENTS	GJ			03-01-00
A		AMENDMENTS BOX REVIEW	GJ			22-12-99
A		GENERAL AMENDMENTS	GJ			19-12-99
A		ANNOTATIONS AMENDED	GJ			17-11-99
A		GENERAL AMENDMENTS	GJ			12-11-99
A		ROOF VENTS AMENDED	GJ			04-11-99
A		LOUVRES, DOORS, ATTENUATORS, ROOF VENTS AMENDED	GJ			02-11-99
A		BOX DESIGN REVIEW MODIFICATIONS	GJ			28-10-99
A		PLANT LOCATIONS AMENDED, LOUVRES AMENDED, GENERAL UPDATE	GJ			15-10-99

INTEL CONFIDENTIAL
THIS DRAWING CONTAINS INFORMATION WHICH IS THE PROPERTY OF INTEL CORPORATION. THIS DRAWING IS RECEIVED IN CONFIDENCE AND MAY NOT BE USED, DISCLOSED OR REPRODUCED WITHOUT THE PRIOR WRITTEN CONSENT OF INTEL CORPORATION.
© COPYRIGHT 1998 INTEL CORPORATION ALL RIGHTS RESERVED

APPROVALS	DATE
DRAWN GJ	10-99
CHECKED	
CROSSCHECK	
SAFETY	
PLANNING	
ENGINEER	
APPROVED	
EDT CODE	

intel CORPORATION
INTEL UK Limited
Pipers Way, Swindon
WILTSHIRE
SN3 1RJ

ELEVATIONS PROPOSED

WORK IT NO.	FILE NAME	DRAWING NO.	W3A-7401
	W3A-7401		
OLD DWG NO.	PLOT SCALE	DRAWING SCALE	SHEET OF
	1:200	1:200	1of1

SD-WT

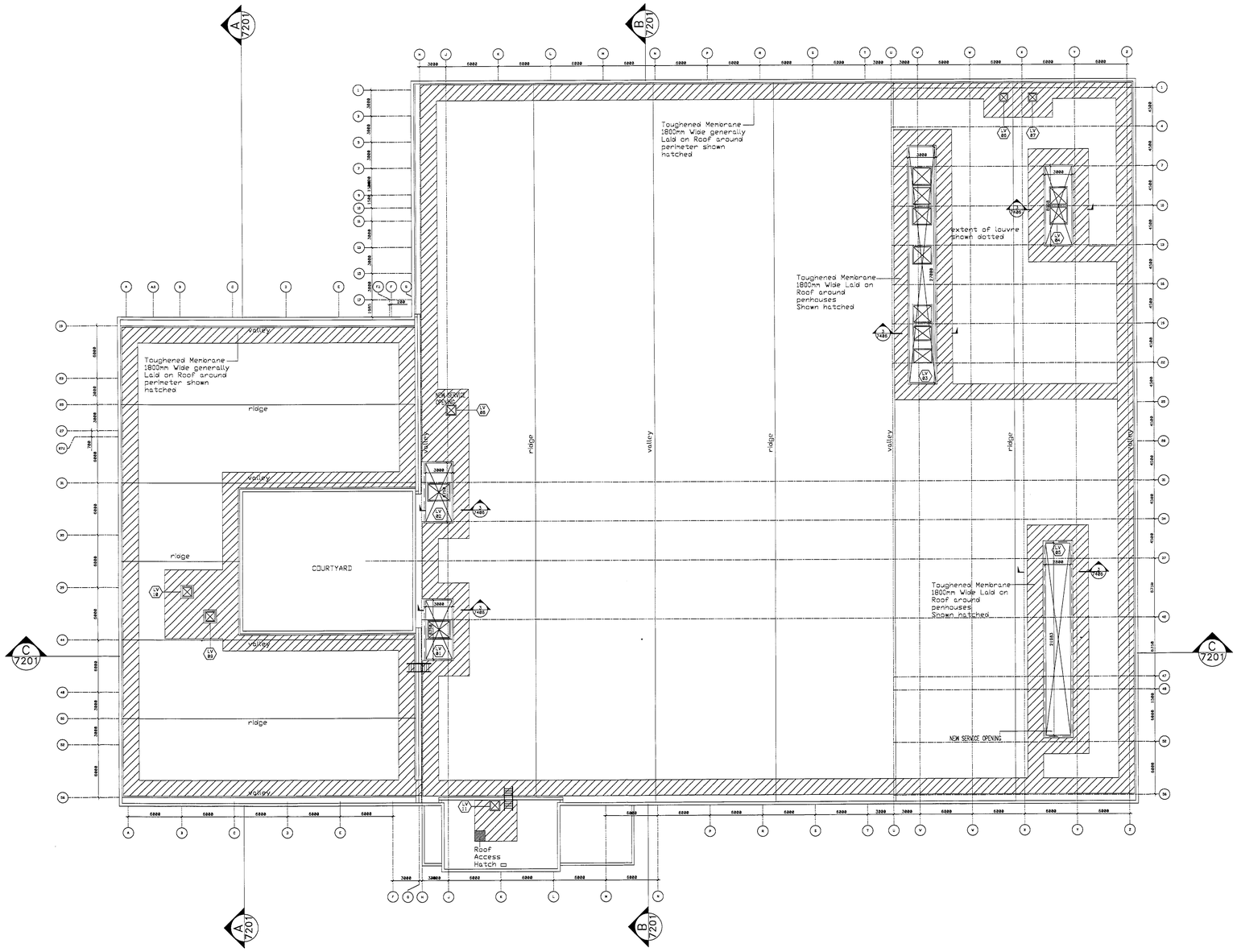

NOTES

REFER TO S/E DRAWINGS FOR DETAILS OF STEEL WORK AND SUPPORT

REFER TO ARCHITECTURAL DETAILS AS REFERENCED ON THE DRAWINGS

THIS DRAWING SHOULD BE READ IN CONJUNCTION WITH ALL RELEVANT CONSULTANTS DRAWINGS AND SUBCONTRACTORS PACKAGE DRAWINGS WHERE APPLICABLE

ALL SITE AND SETTING OUT DIMENSIONS SHOULD BE CONFIRMED ON SITE BEFORE EXECUTION OF WORKS

LEGEND

- AREA COVERED BY TOUGHENED MEMBRANE
- LOUVRE NUMBERS
- LADDER POSITIONS ON ROOF

REV. NO.	REVISION DESCRIPTION	DRAWN	CHECKED	APPROVED	DATE
A	TOUGHENED MEMBRANE ADDED GEN. AMMENDMENTS-ISSUED FOR INFORMATION	JB			04.02.2000
A	SECTION DETAIL REFERENCES ADDED, DIMS AMMENDED- ISSUED FOR INFORMATION	JB			24.01.2000
A	AMENDMENTS ROOF PENT HOUSE LOUVRE NOS. ADDED	JB			18.01.2000
A	AMENDMENTS SMR REVIEW	GJ			22-12-99
A	PROPOSED ROOF PENETRATIONS AMENDED	GJ			19-12-99
A	PROPOSED ROOF PENETRATIONS AMENDED	GJ			08-12-99
A	ANNOTATIONS AMENDED	GJ			17-11-99
A					

INTEL CONFIDENTIAL
THIS DRAWING CONTAINS INFORMATION WHICH IS THE PROPERTY OF INTEL CORPORATION. THIS DRAWING IS RECEIVED IN CONFIDENCE AND ITS CONTENTS SHALL NOT BE USED WITHOUT THE PRIOR WRITTEN CONSENT OF INTEL CORPORATION.
© COPYRIGHT 1998 INTEL CORPORATION, ALL RIGHTS RESERVED

intel CORPORATION
INTEL UK Limited
Pipers Way Swindon
WILTSHIRE
SN3 1RJ

APPROVALS	DATE
DRAWN GJ	11-99
CHECKED	
CROSSCHECK	
SAFETY	
PLANNING	
ENGINEER	
APPROVED	
EXT. CODE	

ROOF PLAN PROPOSED

WORK ID NO.	FILE NAME	DRAWING NO.	
	W3A-7021	W3A-7021	
OLD DWG NO.	PLOT SCALE	DRAWING SCALE	SHEET OF
	1:200	1:200	1 1

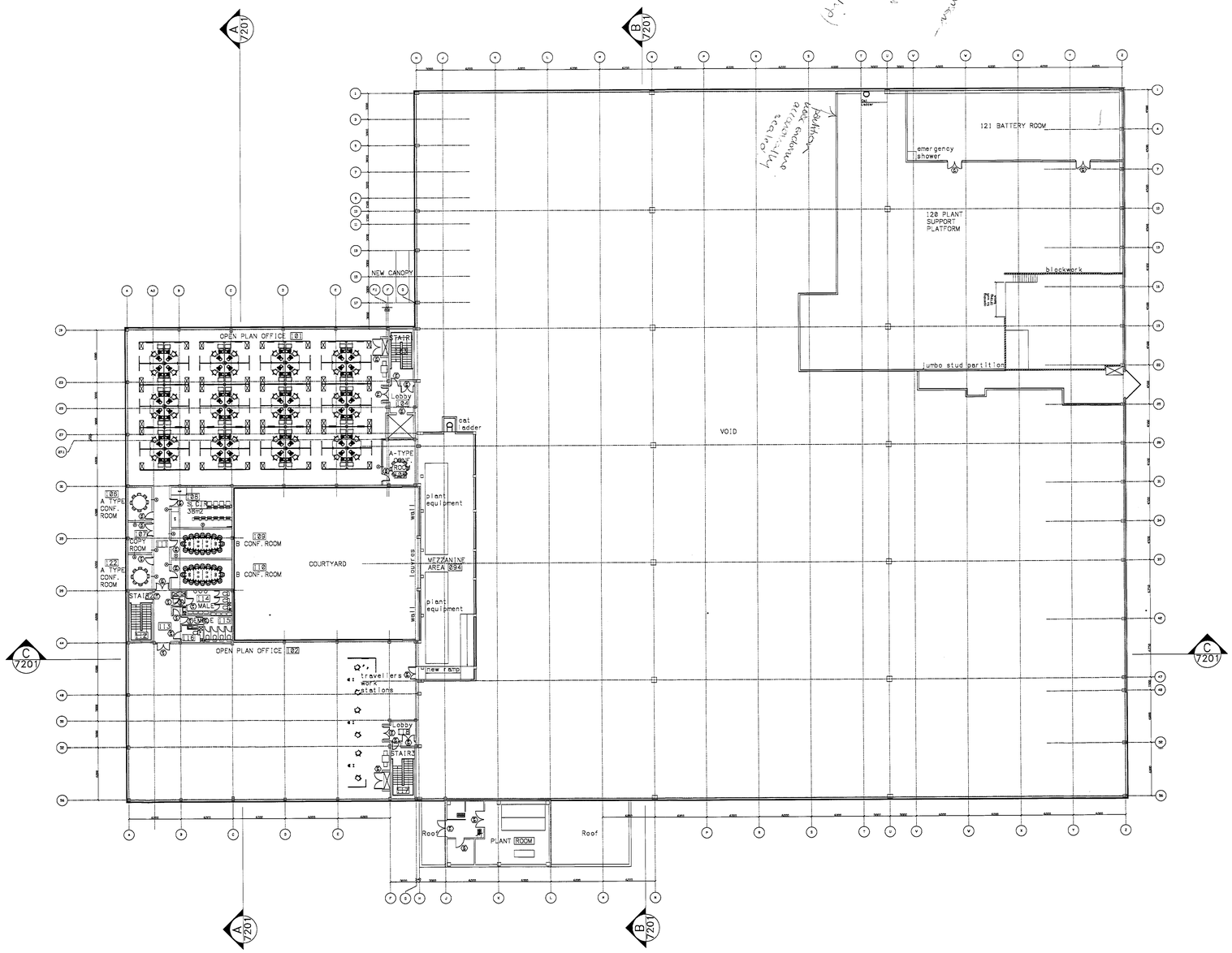

REV. NO.	REVISION DESCRIPTION	DRAWN	CHECKED	APPROVED	DATE
13	GENERAL AMENDMENTS	GJ			25-01-00
12	GENERAL AMENDMENTS	GJ			18-01-00
11	GENERAL AMENDMENTS	GJ			13-01-00
10	90% UPDATED	GJ			27-01-00
9	AMENDMENTS 90% REVIEW	GJ			22-12-99
8	GENERAL AMENDMENTS	GJ			13-12-99
7	AMENDED TO 60% REVIEW COMMENTS	GJ			29-11-99
6	ROOM NUMBERS ADDED, STAIR TO PLANT PLATFORM MOVED	GJ			18-11-99
5	PLANT PLATFORMS AMENDED	GJ			17-11-99
4	GENERAL AMENDMENTS	GJ			12-11-99
3	PLANT EQUIPMENT AND OFFICE FURNITURE ADDED	GJ			04-11-99
2	MEZZANINE AREA AND GENERAL AMENDMENTS	GJ			02-11-99
1	30% DESIGN STAGE REVIEW MODIFICATIONS + PLANT LAYOUT AMENDED	GJ			26-10-99
0		GJ			DATE

INTEL CONFIDENTIAL
THIS DRAWING CONTAINS INFORMATION WHICH IS THE PROPERTY OF INTEL CORPORATION. THIS DRAWING IS RECEIVED IN CONFIDENCE AND ITS CONTENTS MAY NOT BE DISCLOSED WITHOUT THE PRIOR WRITTEN CONSENT OF INTEL CORPORATION.
© COPYRIGHT 1996 INTEL CORPORATION ALL RIGHTS RESERVED

intel. CORPORATION

INTEL UK Limited
Pipers Way, Swindon
WILTSHIRE
SN3 1RJ

APPROVALS		DATE
DRAWN	GJ	10-99
CHECKED		
CROSSCHECK		
SAFETY		
PLANNING		
ENGINEER		
APPROVED		
EXT CODE		

FIRST FLOOR PLAN PROPOSED

WORK ID NO.	FILE NAME	DRAWING NO.	
	W3A-7003	W3A-7003	
CLS DWG NO.	PLOT SCALE	DRAWING SCALE	SHEET 1 OF 1
	1:200	1:200	

NORTH

9 17/8/00

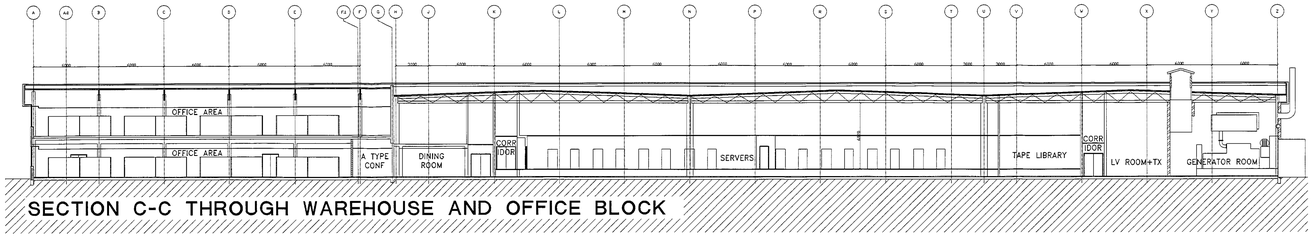

SECTION C-C THROUGH WAREHOUSE AND OFFICE BLOCK

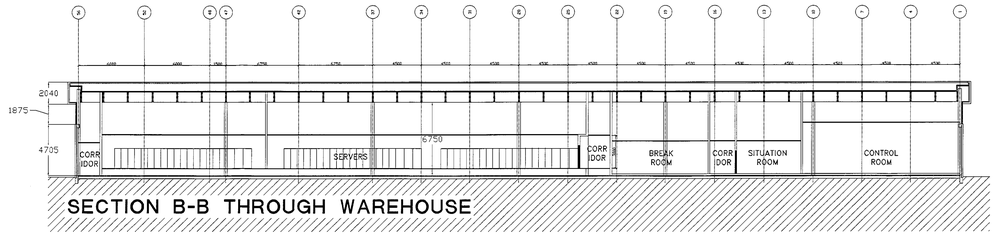

SECTION B-B THROUGH WAREHOUSE

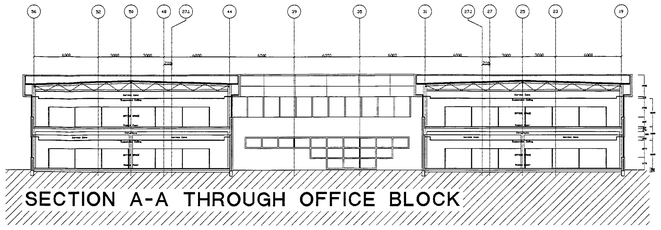

SECTION A-A THROUGH OFFICE BLOCK

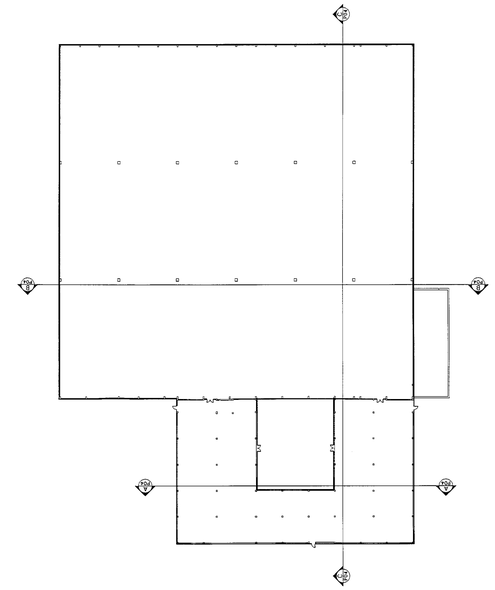

PLAN 1:500



A	GENERAL AMENDMENTS	GJ		13-01-00
A	AMENDMENT 90% REVIEW	GJ		03-12-99
A	AMENDED TO 60% DESIGN COMMENTS	JH		06-12-99
A	CEILING HEIGHTS AMENDED	GJ		17-11-99
A	GENERAL AMENDMENTS	GJ		12-11-99
A	GENERAL AMENDMENTS	GJ		04-11-99
A	INTERIOR DETAILS AND LABELS ADDED	GJ		02-11-99
A	30% DESIGN STAGE REVIEW MODIFICATIONS	GJ		26-10-99
A				

INTEL CONFIDENTIAL
THIS DRAWING CONTAINS INFORMATION THAT IS THE PROPERTY OF INTEL CORPORATION. THIS DRAWING IS RECEIVED IN CONFIDENCE AND ITS CONTENTS MAY NOT BE DISCLOSED WITHOUT THE PRIOR WRITTEN CONSENT OF INTEL CORPORATION.
© COPYRIGHT 1996, 1997, CORPORATION ALL RIGHTS RESERVED

intel CORPORATION
INTEL UK Limited
Pipers Way, Swindon
WILTSHIRE
SN3 1RJ

APPROVALS	DATE
DRAWN GJ	10-99
CHECKED	
ENGINEERING	
SAFETY	
PLANNING	
ENGINEER	
APPROVED	
EST CODE	

SECTIONS PROPOSED

WORK ID NO.	FILE NAME	DRAWING NO.	W3A-7201
	W3A-7201		
OLD DWG NO.	PLOT SCALE	DRAWING SCALE	SHEET OF
	1:200	1:200	1of1

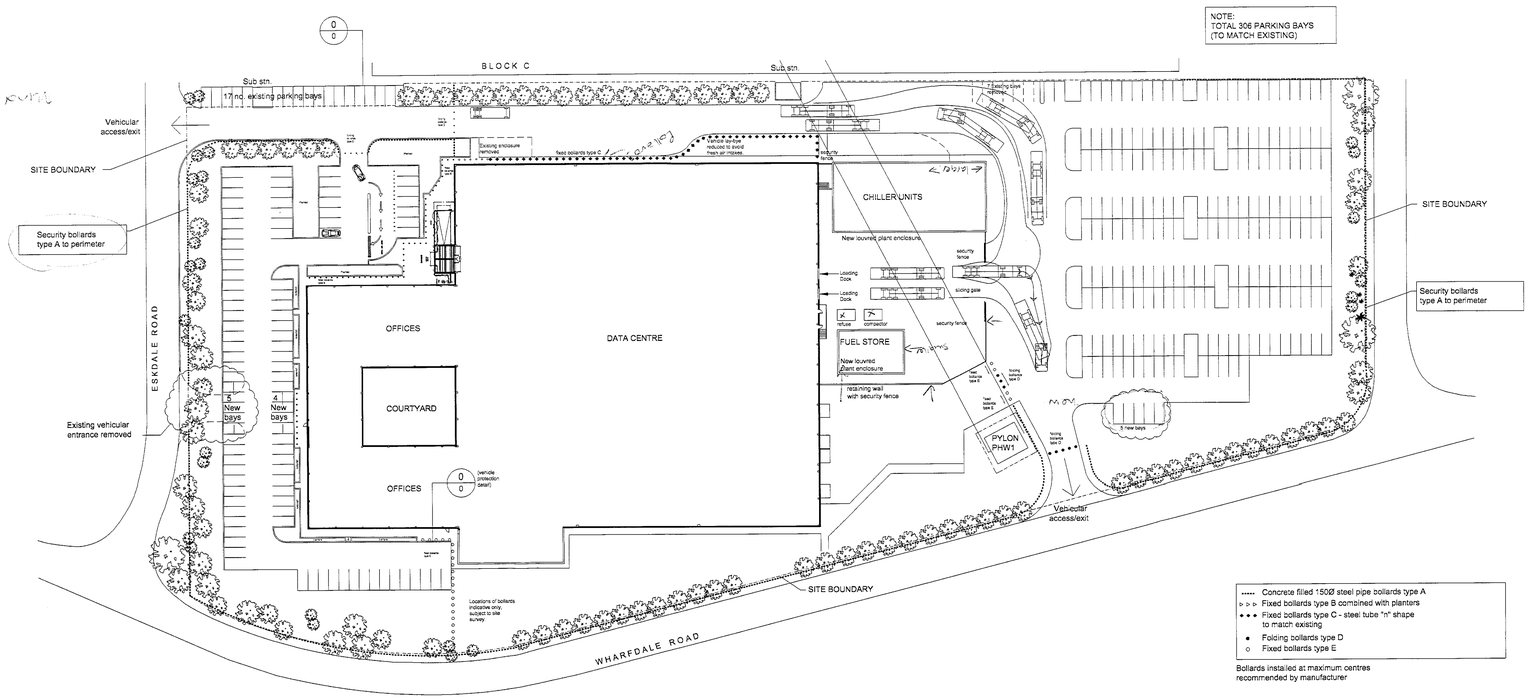

SITE PLAN SCALE 1:500

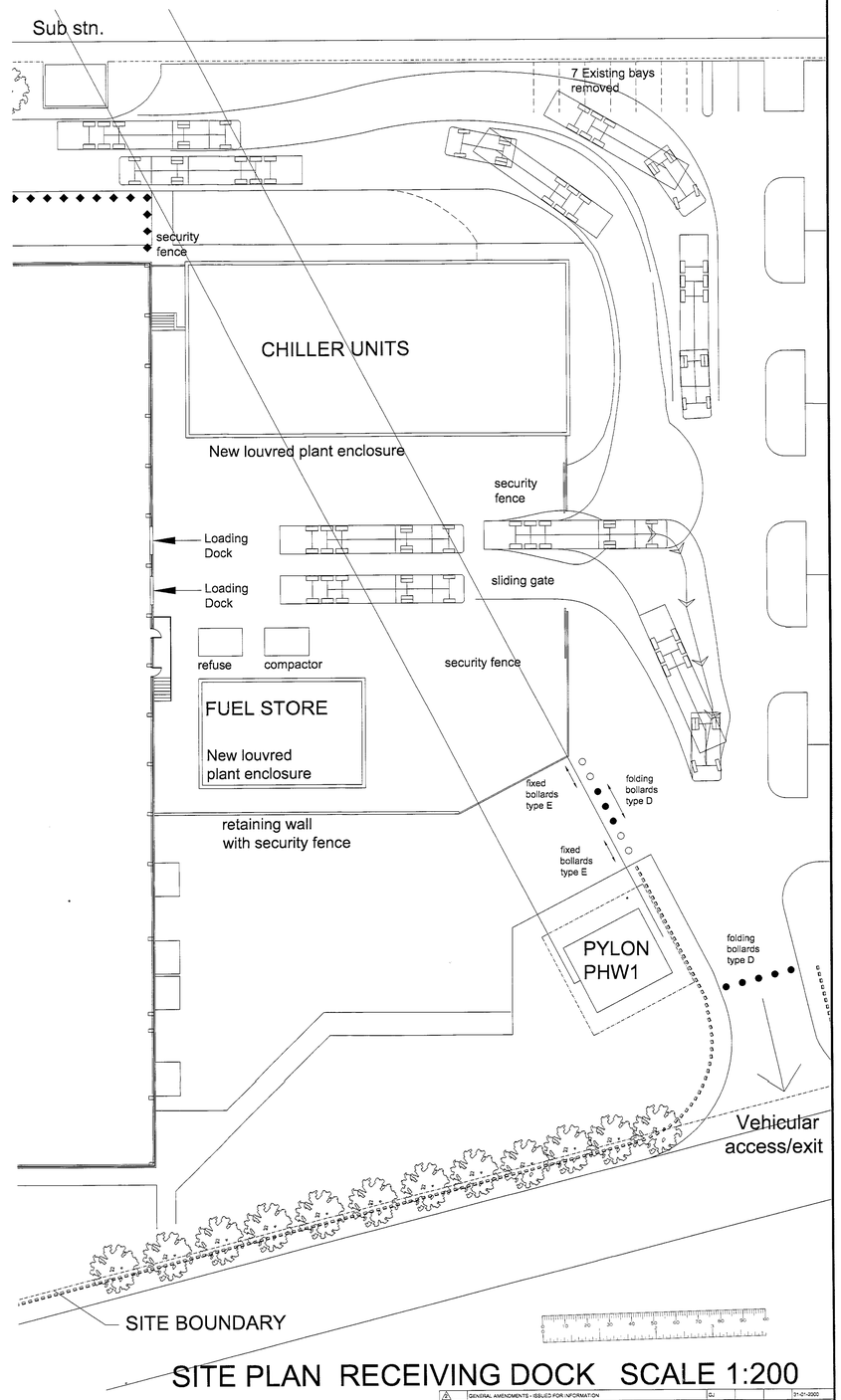

SITE PLAN RECEIVING DOCK SCALE 1:200

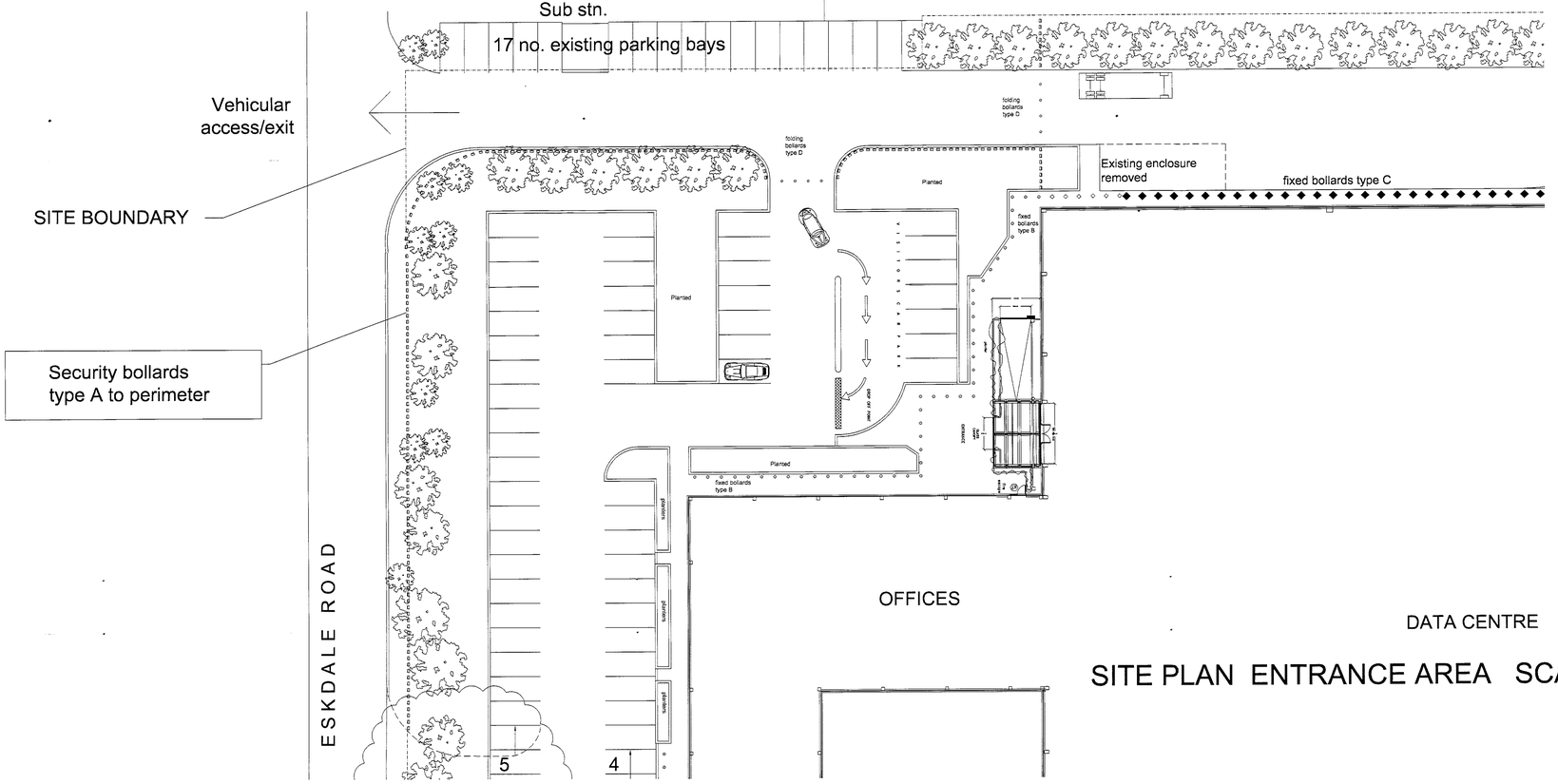

SITE PLAN ENTRANCE AREA SCALE 1:200

A	GENERAL AMENDMENTS - ISSUED FOR INFORMATION	GJ	21-01-2000
A	AMENDMENTS 95% RZV/SW	JM	22-12-99

INTEL CONFIDENTIAL
"THIS DRAWING CONTAINS INFORMATION WHICH IS THE PROPERTY OF INTEL CORPORATION. IT IS DISCLOSED IN CONFIDENCE AND ITS CONTENTS MAY NOT BE DISCLOSED WITHOUT THE PRIOR WRITTEN CONSENT OF INTEL CORPORATION.
© COPYRIGHT 1999 INTEL CORPORATION ALL RIGHTS RESERVED

INTEL UK Limited
Pipers Way, Swindon
WILTSHIRE
SN3 1RJ

APPROVALS	DATE
DRAWN GJ	11-99
CHECKED	
CROSSCHECK	
SAFETY	
PLANNING	
ENGINEER	
APPROVED	
EXIT CODE	

SITE PLAN AND BOUNDARY TREATMENT PROPOSED

WORK CI NO.	FILE NAME W3A-0701	DRAWING NO.	W3A-0701
OLD DWG NO.	PLOT SCALE 1:500	DRAWING SCALE 1:500	SHEET OF 1 1

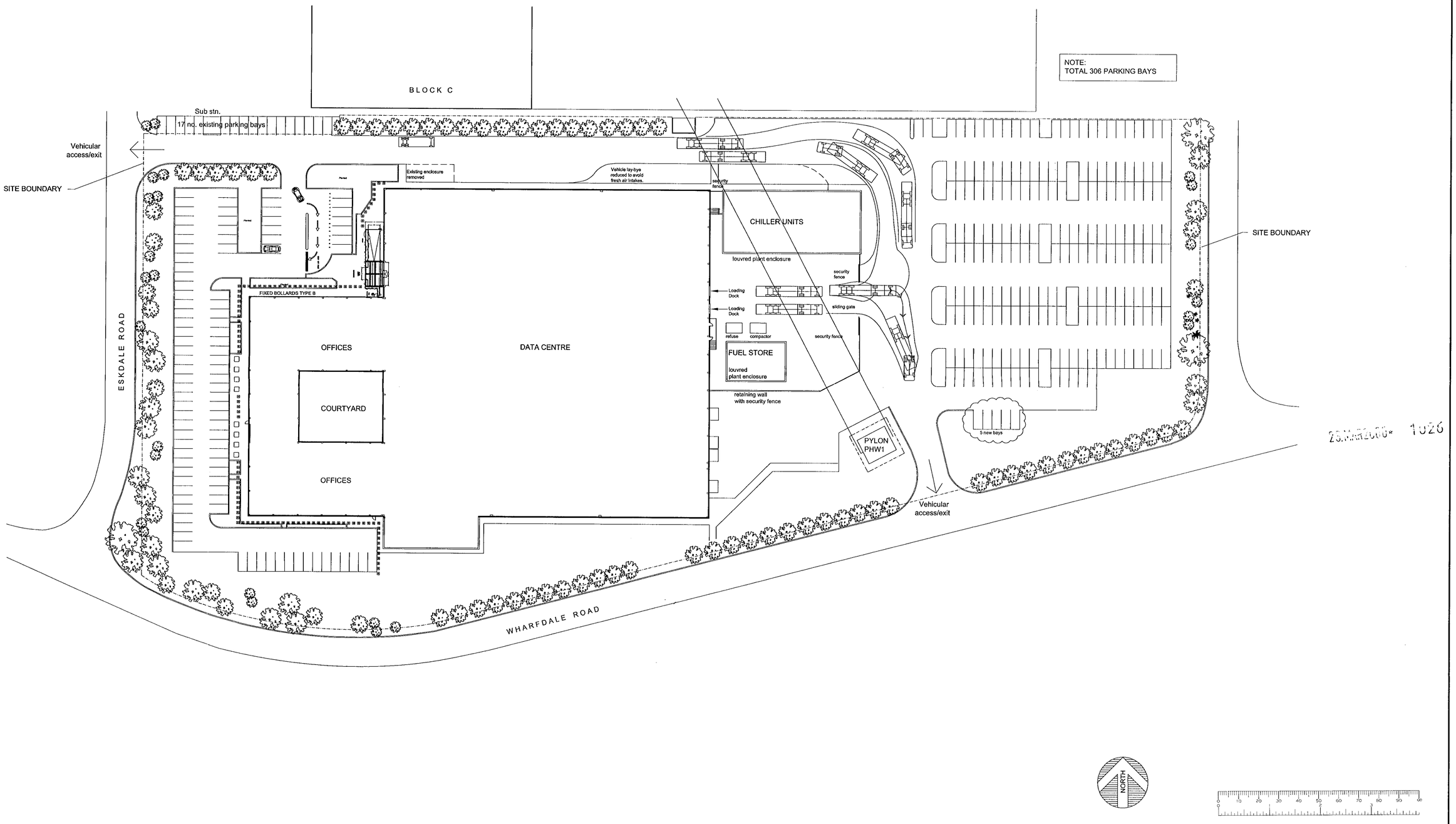

23.MAR2000* 1026

INTEL CONFIDENTIAL
THIS DRAWING CONTAINS INFORMATION WHICH IS THE PROPERTY OF INTEL CORPORATION. THIS DRAWING IS RECEIVED IN CONFIDENCE AND ITS CONTENTS MAY NOT BE DISCLOSED WITHOUT THE PRIOR WRITTEN CONSENT OF INTEL CORPORATION.
© COPYRIGHT 1998 INTEL CORPORATION. ALL RIGHTS RESERVED

JM 14-03-00

intel CORPORATION

INTEL UK Limited
Pipers Way, Swindon
WILTSHIRE
SN3 1RJ

APPROVALS		DATE
DRAWN	JM	14-03-00
CHECKED	RP	
CROSSCHECK		
SAFETY		
PLANNING		
ENGINEER		
APPROVED		

SITE PLAN
EXISTING

WORK ID NO.	FILE NAME	DRAWING NO.
	W3A-8003	W3A-8003

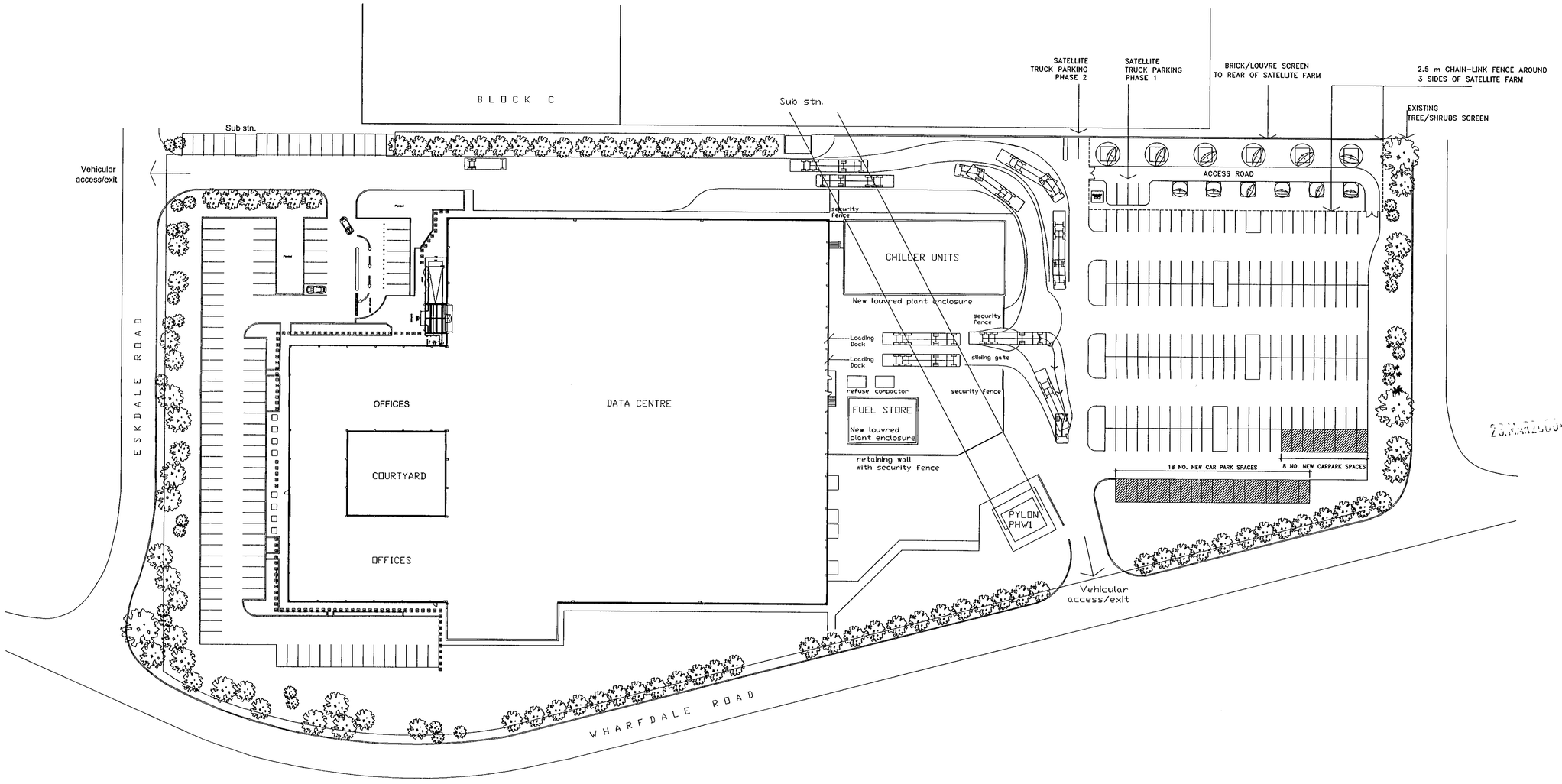

23.MAR2000* 1026

0 10 20 30 40 50 60 70 80 90 100

1	JM	14-03-00

INTEL CONFIDENTIAL
THIS DRAWING CONTAINS INFORMATION WHICH IS THE PROPERTY OF INTEL CORPORATION. THIS DRAWING IS RECEIVED IN CONFIDENCE AND ITS CONTENTS MAY NOT BE DISCLOSED WITHOUT THE PRIOR WRITTEN CONSENT OF INTEL CORPORATION.
© COPYRIGHT 2000 INTEL CORPORATION, ALL RIGHTS RESERVED

intel CORPORATION

INTEL UK Limited
Pipers Way, Swindon
WILTSHIRE
SN3 1RJ

APPROVALS		DATE
DRAWN	JM	15-03-00
CHECKED	RP	
CROSSCHECK		
SAFETY		
PLANNING		
ENGINEER		
APPROVED		
EDIT CODE		

NORTH

SITE PLAN PROPOSED

superseded

VORN. ID NO.	FILE NAME	DRAWING NO.	
	W3A-8007	W3A-8007	
OLD DWG NO.	PLOT SCALE	DRAWING SCALE	SHEET OF
	1:500	1:500	1 1

BLOCK C

Sub stn.

Sub stn.

Vehicular access/exit

ESKDALE ROAD

18 NO. NEW CAR PARK SPACES

security Fence

CHILLER UNITS

New louvred plant enclosure

security Fence

Loading Dock

Loading Dock

sliding gate

refuse compactor

security fence

FUEL STORE

New louvred plant enclosure

OFFICES

DATA CENTRE

COURTYARD

OFFICES

retaining wall with security fence

PYLON PHW1

SATELLITE TRUCK PARKING PHASE 2

SATELLITE TRUCK PARKING PHASE 1

BRICK/LOUVRE SCREEN TO REAR OF SATELLITE FARM

CHECK height: with this configuration it can only be as much as 1745.5 mm high

2.5 m CHAIN-LINK FENCE AROUND 3 SIDES OF SATELLITE FARM

EXISTING TREE/SHRUBS SCREEN

ACCESS ROAD

18 NO. NEW CAR PARK SPACES

8 NO. NEW CARPARK SPACES

18 NO. NEW CAR PARK SPACES

8 NO. NEW CARPARK SPACES

Vehicular access/exit

WHARFDALE ROAD

PLANNING SERVICES

COPIES TO:

DATE FILE

DO

PDL

ENF

TAS

APP

SS

20 APR 2000

0 10 20 30 40 50 60 70 80 90 100

3	NEW CAR PARKING SPACES ADDED	AVG		19-04-00
2		JH		14-03-00

INTEL CONFIDENTIAL
THIS DRAWING CONTAINS INFORMATION WHICH IS THE PROPERTY OF INTEL CORPORATION AND IS LOANED SUBJECT TO CONFIDENCE AND ITS CONTENTS MAY NOT BE DISCLOSED WITHOUT THE PRIOR WRITTEN CONSENT OF INTEL CORPORATION.
© COPYRIGHT 2000, CORPORATE ALL RIGHTS RESERVED

intel CORPORATION
INTEL UK Limited
Pipers Way, Swindon
WILTSHIRE
SN3 1RJ

APPROVALS	DATE
DRAWN JH	15-03-00
CHECKED RP	
DESIGNER	
LAYOUT	
PLANNING	
ENGINEER	
APPROVED	
EXT CONS	

PROPOSED SITE PLAN

NORTH

WORK DETAIL	TITLE NAME: W3A-8007	DRAWING NO.	W3A-8007
RCS DOC NO.	PLOT SCALE: 1:500	DRAWING SCALE: 1:500	SHEET 1 OF 1

19/4/00.

client
INTEL

project
IES 03 INTERNET FACILITY

title
SATELLITE FARM :
INDICATIVE ELEVATION

scale @ A3 1:200 | date april 2000 | drawn RP

HLM ARCHITECTS
1 OLD LODGE PLACE
ST MARGARETS
TWICKENHAM TW1 1RQ
TEL. NO. 0181 744 1666
FAX. NO. 0181 744 2964

drawing no. A00.121 sk001 rev

This Drawing is Copyright ©

Do not scale from this drawing

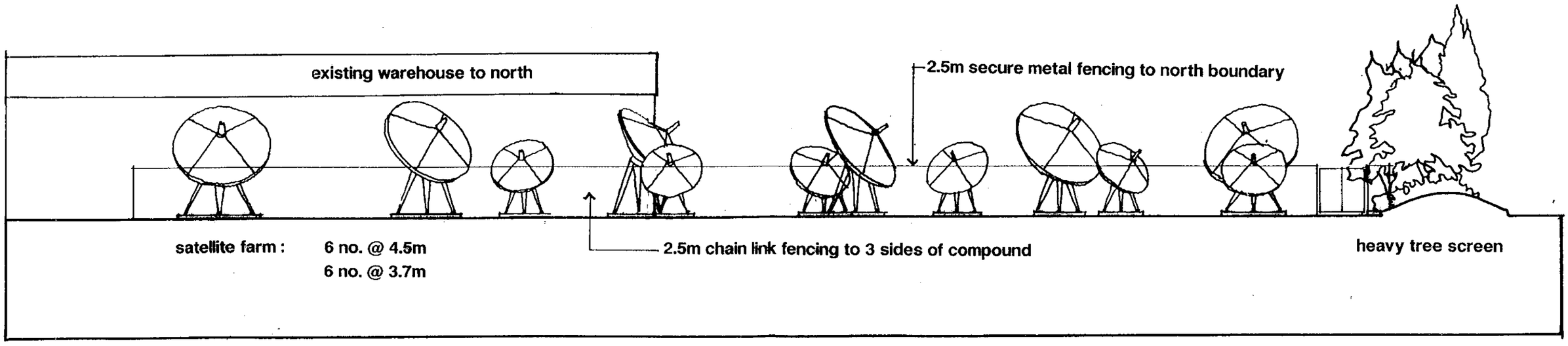

SOUTH ELEVATION

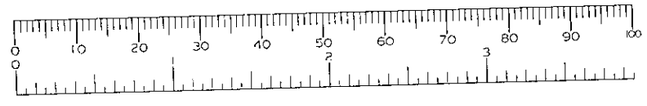

client
INTEL

project
IES INTERNET FACILITY

title
SATELLITE FARM :
VIEW FROM ADJACENT PROPERTY

scale	date	drawn
@ A3 1:200	april 2000	RP

HLM ARCHITECTS
1 OLD LODGE PLACE
ST MARGARETS
TWICKENHAM TW1 1RQ
TEL. NO. 0181 744 1666
FAX. NO. 0181 744 2964

drawing no. A00.121 sk 002 rev

This drawing is copyright

Do not scale from this drawing

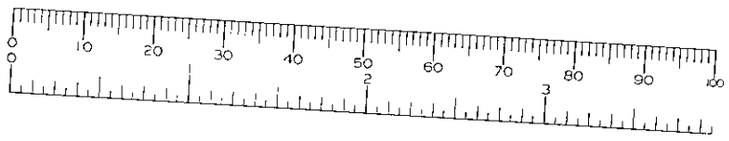



VIEW FROM NORTH



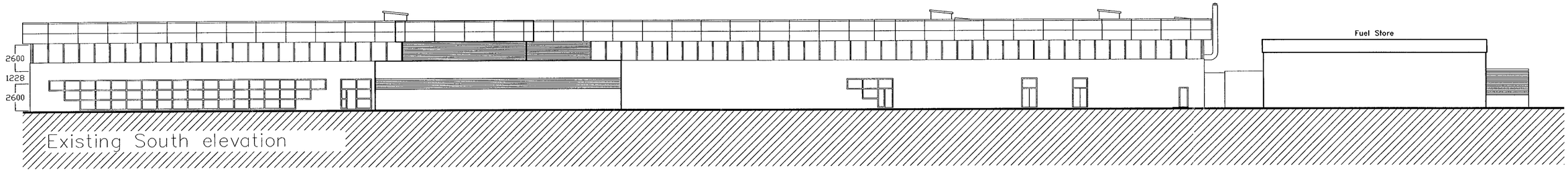

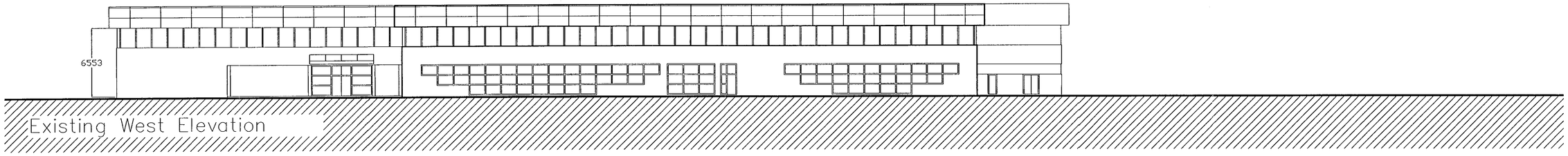

23.MAR2000 1026

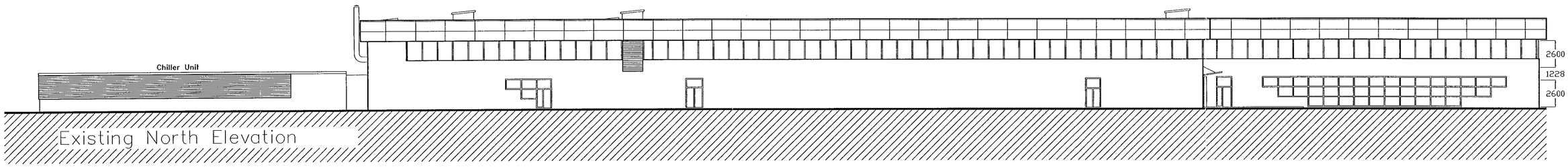

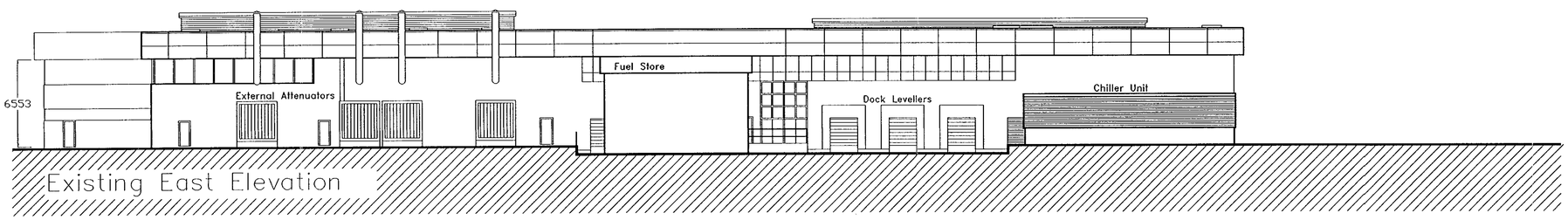

REV. NO.	REVISION DESCRIPTION	DRAWN	CHECKED	APPROVED	DATE
		JM			14-03-00

INTEL CONFIDENTIAL
THIS DRAWING CONTAINS INFORMATION WHICH IS THE PROPERTY OF INTEL CORPORATION. THIS DRAWING IS RECEIVED IN CONFIDENCE AND ITS CONTENTS MAY NOT BE DISCLOSED WITHOUT THE PRIOR WRITTEN CONSENT OF INTEL CORPORATION.
© COPYRIGHT 1996 INTEL CORPORATION, ALL RIGHTS RESERVED

intel. CORPORATION

INTEL UK Limited
Pipers Way, Swindon
WILTSHIRE
SN3 1RJ

APPROVALS		DATE
DRAWN	JM	14-03-00
CHECKED	RP	
CROSSCHECK		
SAFETY		
PLANNING		
ENGINEER		
APPROVED		
EXT CODE		

EXISTING ELEVATIONS

WORK ID NO.	FILE NAME	DRAWING NO.	
	W3A-8000	W3A-8000	
DLP DWG NO.	PLOT SCALE	DRAWING SCALE	SHEET OF
	1:200	1:200	1of1

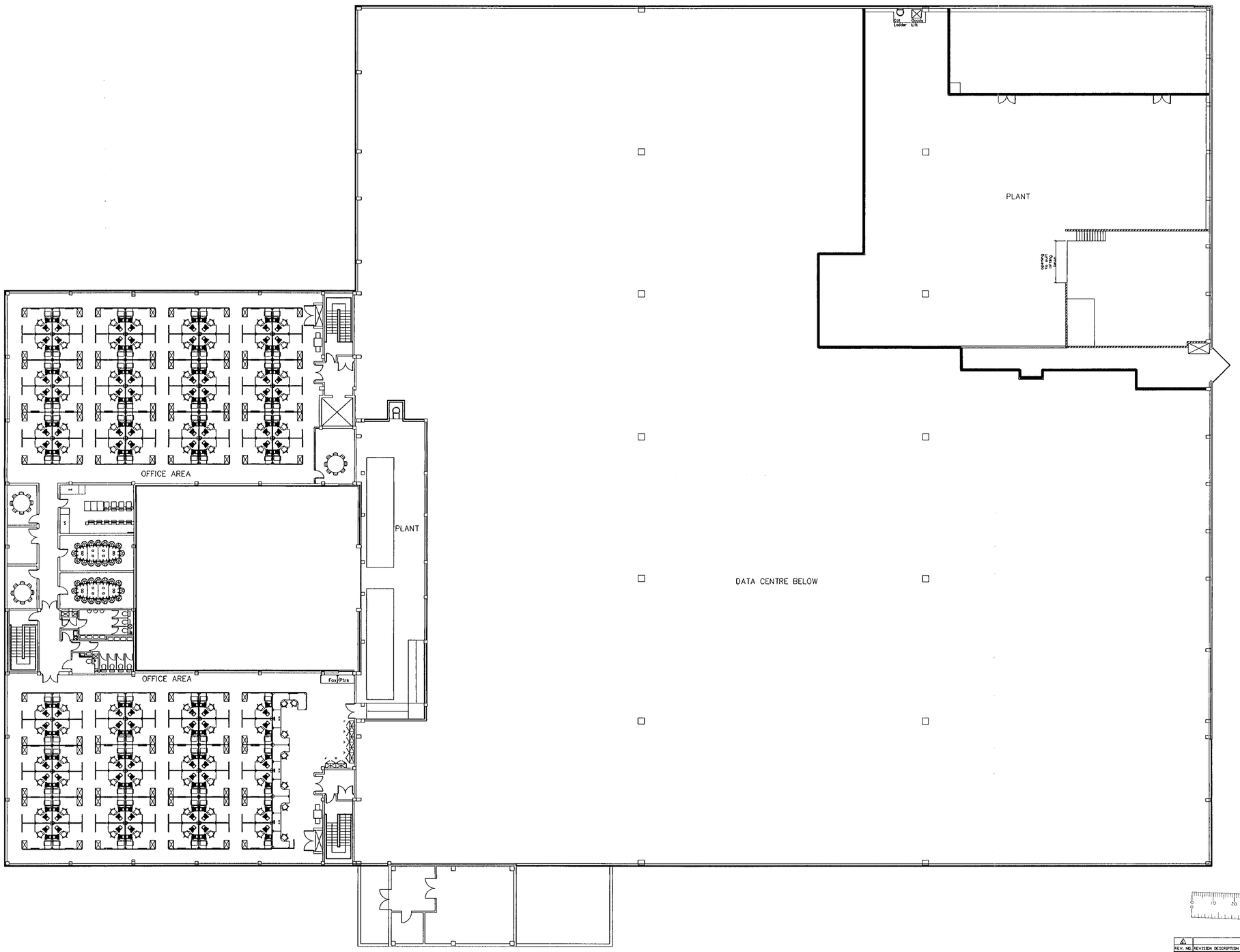

23.MAR2000* 1026

REV. NO.	REVISION DESCRIPTION	DRAWN	CHECKED	APPROVED	DATE
		JM			14-03-00

INTEL CONFIDENTIAL
THIS DRAWING CONTAINS INFORMATION WHICH IS THE PROPERTY OF INTEL CORPORATION. THIS DRAWING IS RECEIVED IN CONFIDENCE AND ITS CONTENTS MAY NOT BE DISCLOSED WITHOUT THE PRIOR WRITTEN CONSENT OF INTEL CORPORATION.
© COPYRIGHT 1996 INTEL CORPORATION, ALL RIGHTS RESERVED

intel. CORPORATION
INTEL UK Limited
Pipers Way, Swindon
WILTSHIRE
SN3 1RJ

APPROVALS		DATE
DRAWN	JM	14-03-00
CHECKED	RP	
CROSSCHECK		
SAFETY		
PLANNING		
ENGINEER		
APPROVED		
EST CODE		

EXISTING FIRST FLOOR PLAN

WORK ID NO.	FILE NAME	DRAWING NO.	
	W3A-8001	W3A-8001	
OLD DWG NO.	PLOT SCALE	DRAWING SCALE	SHEET 1 OF 1
	1:1	1:200	

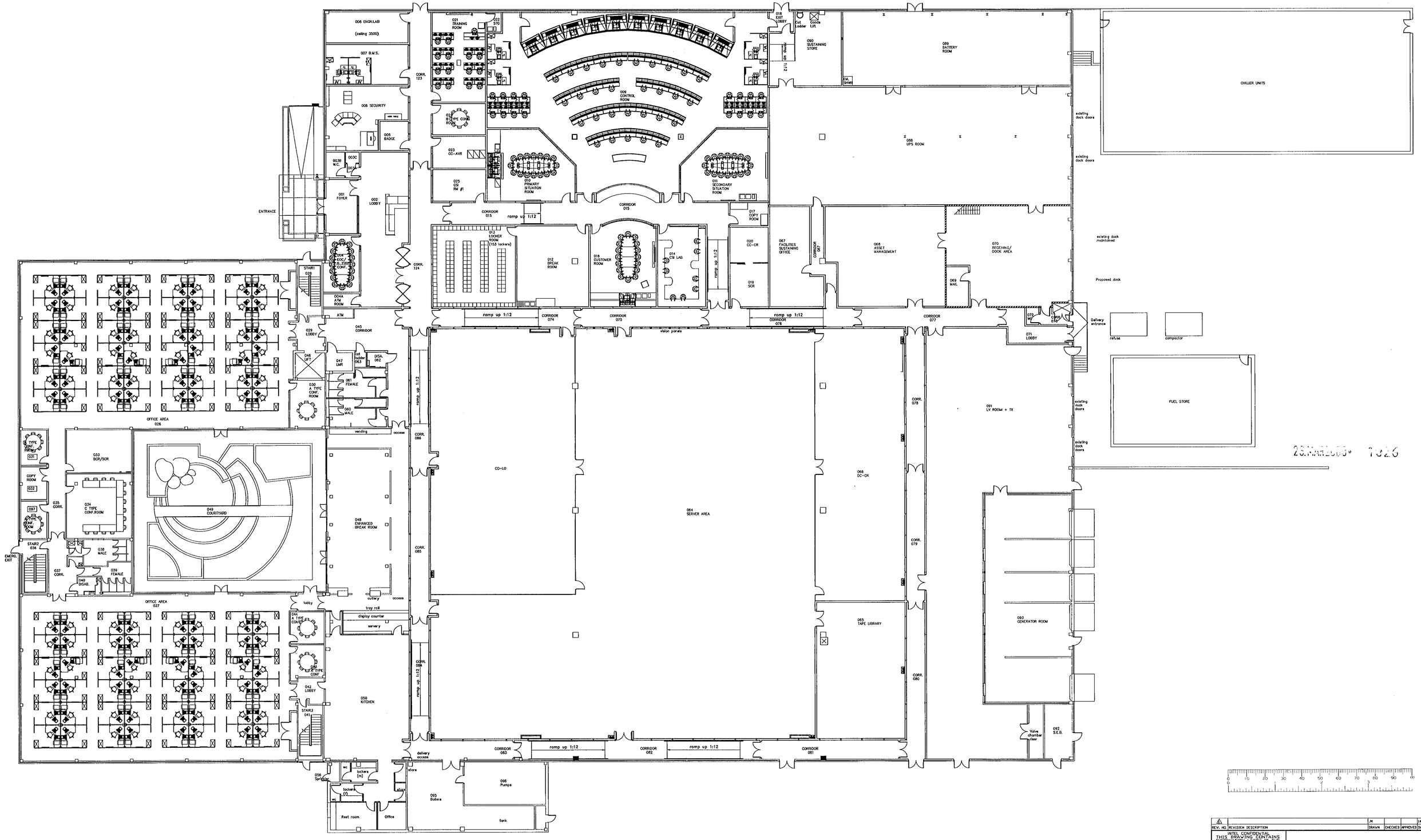

28 MAR 2000 1026

0 10 20 30 40 50 60 70 80 90 100

REV. NO.	REVISION DESCRIPTION	DRAWN	CHECKED	APPROVED	DATE
		JM			14-03-00

INTEL CONFIDENTIAL
THIS DRAWING CONTAINS INFORMATION WHICH IS THE PROPRIETARY PROPERTY OF INTEL. THIS DRAWING IS RECEIVED IN CONFIDENCE AND ITS CONTENTS MAY NOT BE DISCLOSED WITHOUT THE PRIOR WRITTEN CONSENT OF INTEL CORPORATION.
© COPYRIGHT 1998 INTEL CORPORATION, ALL RIGHTS RESERVED

intel. CORPORATION

INTEL UK Limited
Pipers Way, Swindon
WILTSHIRE
SN3 1RJ

APPROVALS	DATE
DRAWN JM	14-03-00
CHECKED RP	
CROSSCHECK	
SAFETY	
PLANNING	
ENGINEER	
APPROVED	
DOT CODE	

EXISTING GROUND FLOOR PLAN

WORK ID NO.	FILE NAME	DRAWING NO.
	W3A-8002	W3A-8002
OLD DWG NO.	PLOT SCALE	DRAWING SCALE
	1:1	1:200

SHEET 1 OF 1

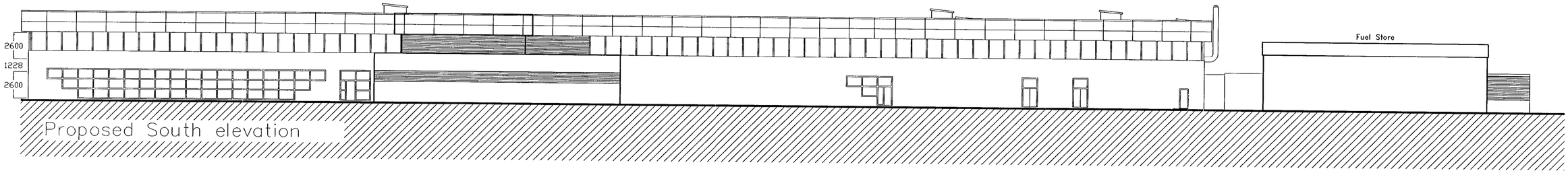

Proposed South elevation

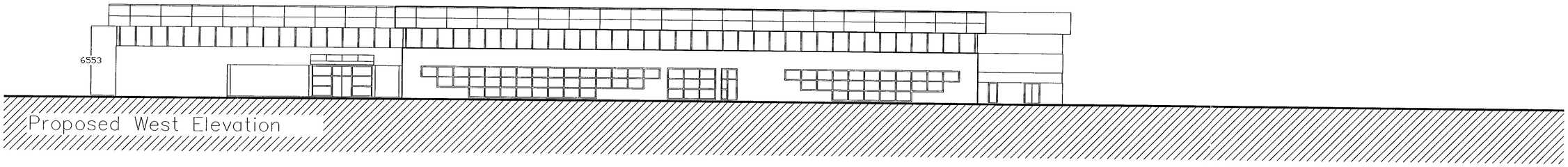

Proposed West Elevation

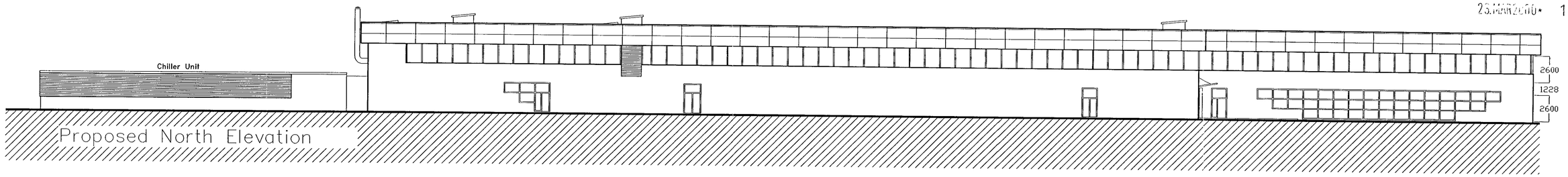

Proposed North Elevation

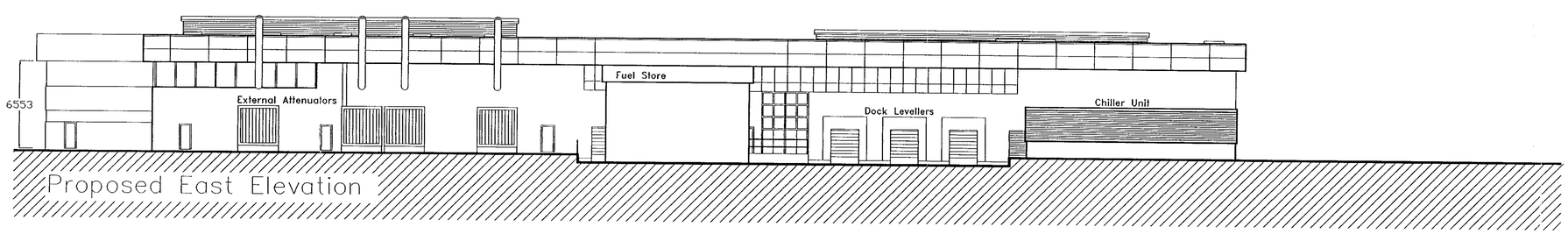

Proposed East Elevation

25.MAR2000 1:126

INTEL CONFIDENTIAL
THIS DRAWING CONTAINS INFORMATION WHICH IS THE PROPERTY OF INTEL CORPORATION. THIS DRAWING IS RECEIVED IN CONFIDENCE AND ITS CONTENTS MAY NOT BE DISCLOSED WITHOUT THE WRITTEN CONSENT OF INTEL CORPORATION.
© COPYRIGHT INTEL CORPORATION, ALL RIGHTS RESERVED

REV. NO.	REVISION DESCRIPTION	BY	CHECKED	APPROVED	DATE
		JM			14-03-00

APPROVALS	DATE
DRAWN JM	14-03-00
CHECKED RP	
CROSSCHECK	
SAFETY	
PLANNING	
ENGINEER	
APPROVED	
COST CODE	

intel. CORPORATION

INTEL UK Limited
Myers Way, Swindon
WILTSHIRE
SN3 1RJ

PROPOSED ELEVATIONS

WORK ID NO.	FILE NAME	DRAWING NO.
	W3A-8004	W3A-8004
OLE ENG NO.	PLOT SCALE 1:200	DRAWING SCALE 1:200
		SHEET OF 1 OF 1

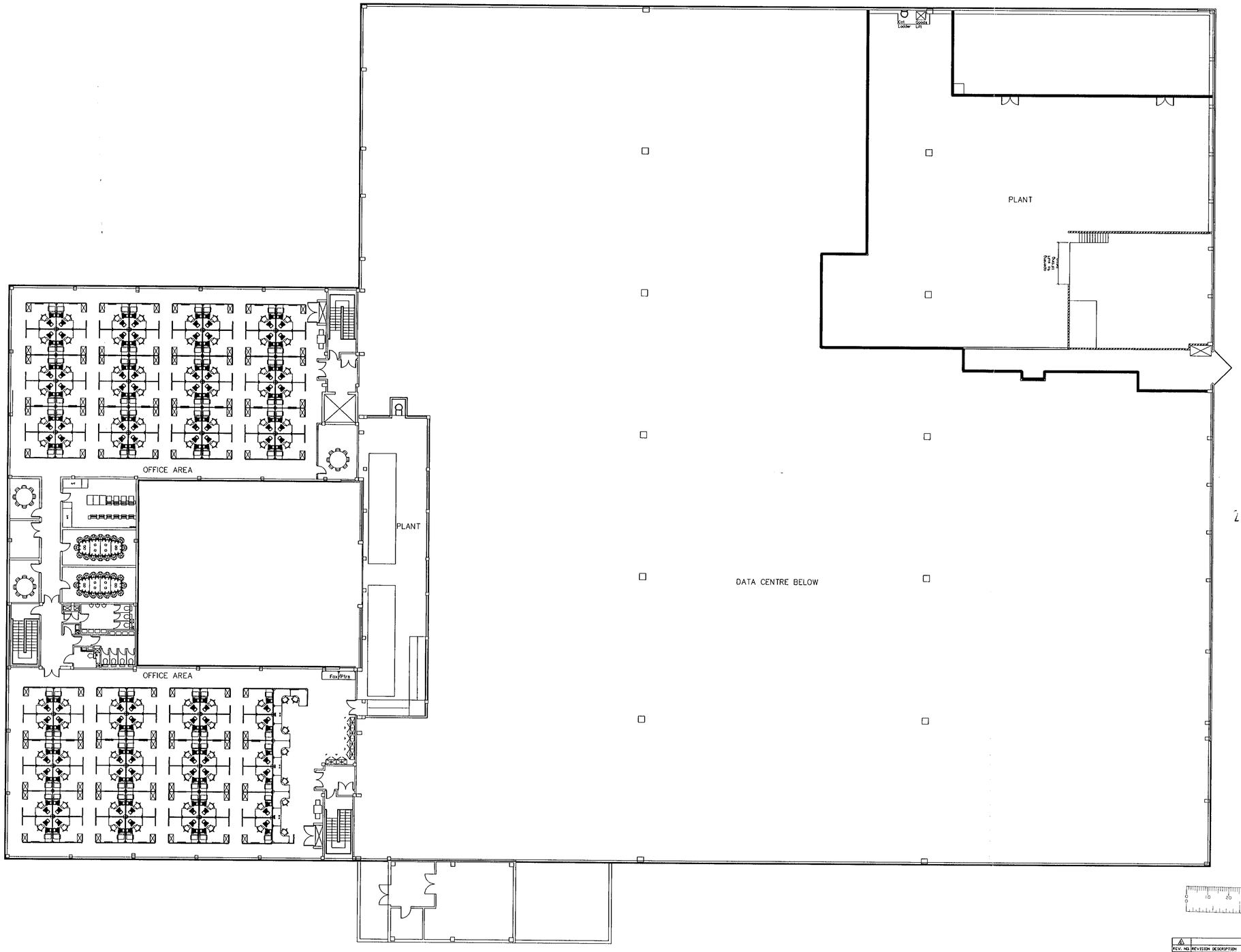

23.MAR2000 1026

REV. NO.	REVISION DESCRIPTION	DRAWN	CHECKED	APPROVED	DATE
		JM			14-03-00

INTEL CONFIDENTIAL
THIS DRAWING CONTAINS INFORMATION WHICH IS THE PROPERTY OF INTEL CORPORATION. THIS DRAWING IS RECEIVED IN CONFIDENCE AND ITS CONTENTS MAY NOT BE DISCLOSED WITHOUT THE PRIOR WRITTEN CONSENT OF INTEL CORPORATION.
© COPYRIGHT 1996, INTEL CORPORATION, ALL RIGHTS RESERVED

intel. CORPORATION
INTEL UK Limited
Pipers Way, Swindon
WILTSHIRE
SN3 1RJ

APPROVALS		DATE
DRAWN	JM	14-03-00
CHECKED	RP	
CROSSCHECK		
SAFETY		
PLANNING		
ENGINEER		
APPROVED		
EDT CODE		

PROPOSED FIRST FLOOR PLAN

WORK ID NO.	FILE NAME	DRAWING NO.	
	W3A-8005	W3A-8005	
OLD DWG NO.	PLOT SCALE	DRAWING SCALE	SHEET 1 OF 1
	1:1	1:200	

008 ENGR LAB
(ceiling 3500)
007 B.M.S.
006 SECURITY
005 BADGE
003B W.C.
003C
001 FOYER
002 LOBBY
004 EOC/ B TYPE CONF.
004A ATM ROOM
ATM
ENTRANCE
CORR. 123
021 TRAINING ROOM
022 STG
024 B TYPE CONF. ROOM
023 CC-AVR
025 CSF PM ph
009 CONTROL ROOM
010 PRIMARY SITUATION ROOM
011 SECONDARY SITUATION ROOM
CORRIDOR 015
ramp up 1:12
CORRIDOR 015
013 LOCKER ROOM (153 lockers)
012 BREAK ROOM
016 CUSTOMER ROOM
014 CS LAB
ramp up 1:12
017 COPY ROOM
020 CC-OR
019 SCR
067 FACILITIES SUSTAINING OFFICE
CORRIDOR 087
068 ASSET MANAGEMENT
070 RECEIVING/ DOCK AREA
069 MAIL
CORRIDOR 077
072 M
073 CCTV
071 LOBBY
Delivery entrance
refuse
compactor
218 EXIT LOBBY
Cat Ladder
Goods Lift
090 SUSTAINING STORE
Ramp up 1:12
EM. Shaft
089 BATTERY ROOM
CHILLER UNITS
existing dock doors
existing dock doors
088 UPS ROOM
existing dock maintained
Proposed dock
ramp up 1:12
CORRIDOR 074
CORRIDOR 075
vision panels
ramp up 1:12
CORRIDOR 076
ramp up 1:12
028 STAIR1
029 LOBBY
045 CORRIDOR
046 LIFT
047 LAR
Cat ladder 063
DISA. 062
061 FEMALE
060 MALE
vending
access
030 A TYPE CONF. ROOM
OFFICE AREA 026
A TYPE CONF. ROOM 031
COPY ROOM 032
A TYPE CONF. ROOM 097
033 BCR/SCR
035 CORR.
034 C TYPE CONF ROOM
049 COURTYARD
048 ENHANCED BREAK ROOM
CORR. 086
CO-LO
064 SERVER AREA
CORR. 085
CORR. 078
091 LV ROOM + TX
existing dock doors
existing dock doors
FUEL STORE
066 DC-OR
CORR. 079
EMERG. EXIT
STAIR2 036
037 CORR.
038 MALE
039 FEMALE
040 DISABL
LOCKERS
OPERATION ROOM
SYSTEM ADMIN.
C.I.ROOM
lobby
cutlery
access
tray rail
display counter
servery
RACKS
SUPERVISORS
TIER 1
POWER
LOBBY
050 KITCHEN
CORR. 084
ramp up 1:12
063 TAPE LIBRARY
CORR. 080
083 GENERATOR ROOM
TAPE RM.
AV
LIVE EVENTS
ADMIN.
FLAT PANEL SCREENS
wmas exit
Valve chamber/meter
092 S.E.B.
delivery access
CORRIDOR 083
ramp up 1:12
CORRIDOR 082
ramp up 1:12
CORRIDOR 081
056 Sprinkler
wc
lockers (m)
store
lockers (f)
wc
stairs
095 Boilers
096 Pumps
tank
Rest room
Office

NEW DATA/OPERATIONS CENTRE REPLACING OFFICES

23.MAR2000* 1626

0 10 20 30 40 50 60 70 80 90 100

A			14-03-00

INTEL CONFIDENTIAL
THIS DRAWING CONTAINS INFORMATION WHICH IS THE PROPERTY OF INTEL CORPORATION. THIS DRAWING IS RECEIVED IN CONFIDENCE AND ITS CONTENTS MAY NOT BE DISCLOSED WITHOUT THE PRIOR WRITTEN CONSENT OF INTEL CORPORATION.
© COPYRIGHT 2000 INTEL CORPORATION. ALL RIGHTS RESERVED

intel. CORPORATION

INTEL UK Limited
Pipers Way, Swindon
WILTSHIRE
SN3 1RJ

APPROVALS	DATE
DRAWN JM	15-03-00
CHECKED RP	
CROSSCHECK	
SAFETY	
PLANNING	
ENGINEER	
APPROVED	
CDT CODE	

PROPOSED GROUND FLOOR

WORK ID NO.	FILE NAME W3A-8006	DRAWING NO.	W3A-8006
OLD DWG NO.	PLOT SCALE 1:1	DRAWING SCALE 1:200	SHEET 1 OF 1