DO NOT THINK - ASK

21.JAN.2000 • 0412

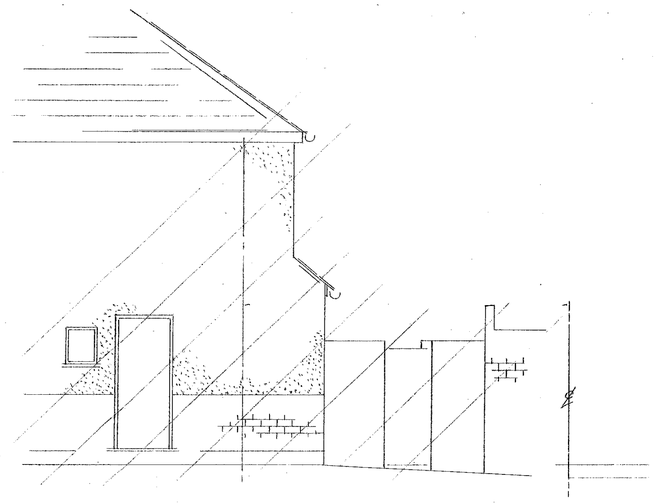

— SIDE ELEVATION —

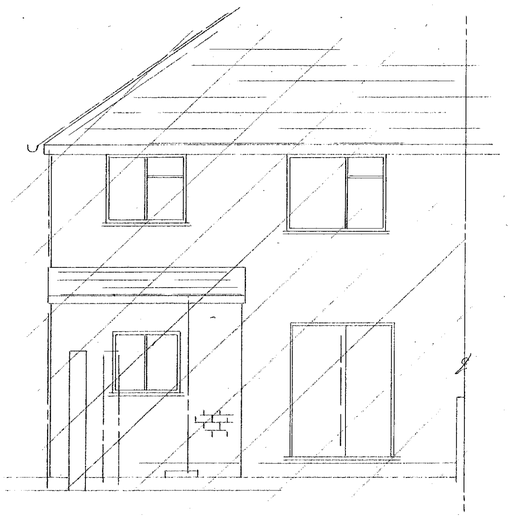

— REAR ELEVATION —

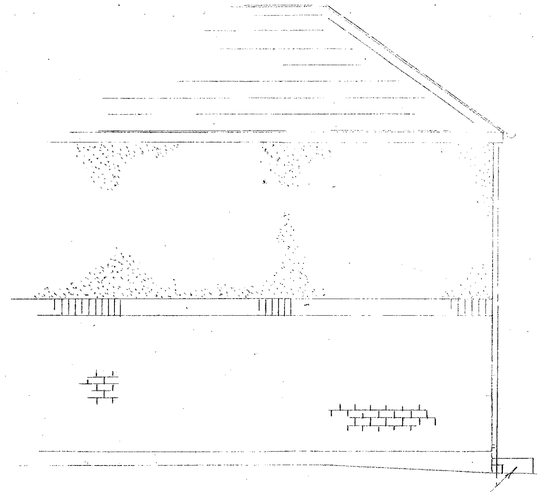

— SIDE ELEVATION 'S' —

CONC STEP 9"Ht × 24" WIDE × 6'-0" LONG.

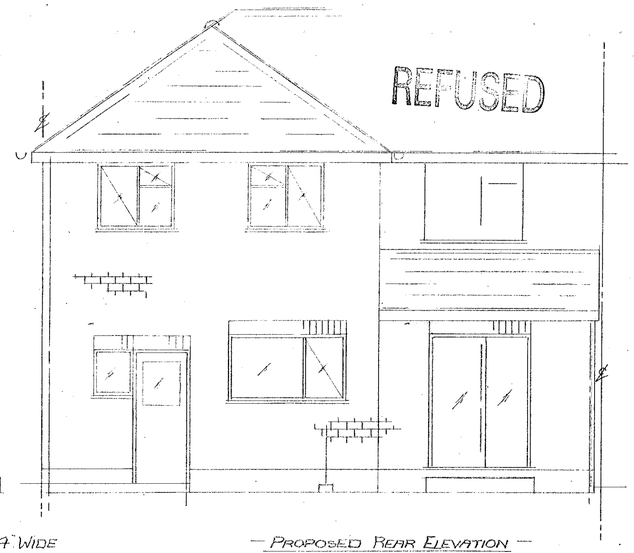

— PROPOSED REAR ELEVATION —

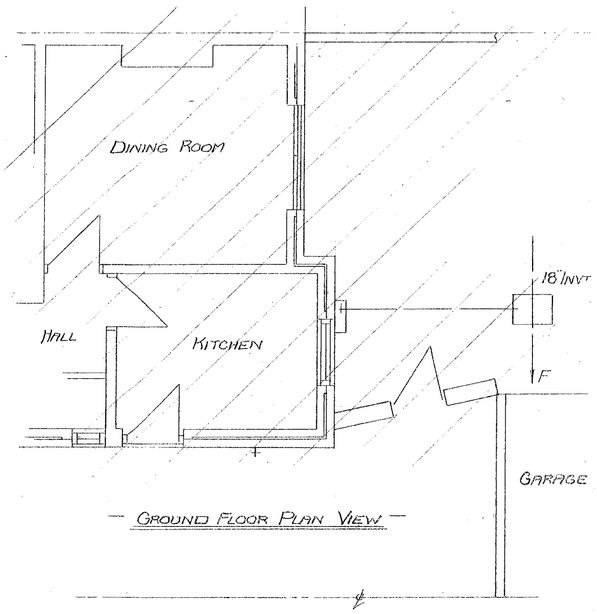

— GROUND FLOOR PLAN VIEW —

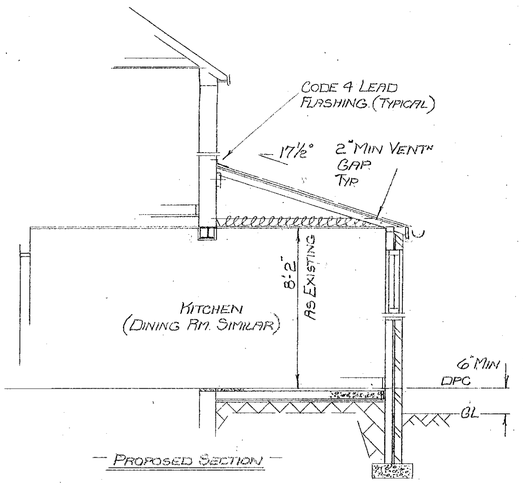

— PROPOSED SECTION —

NOTE:
NO OVERHANG ABOVE OR BELOW GROUND AT THE BOUNDARY.

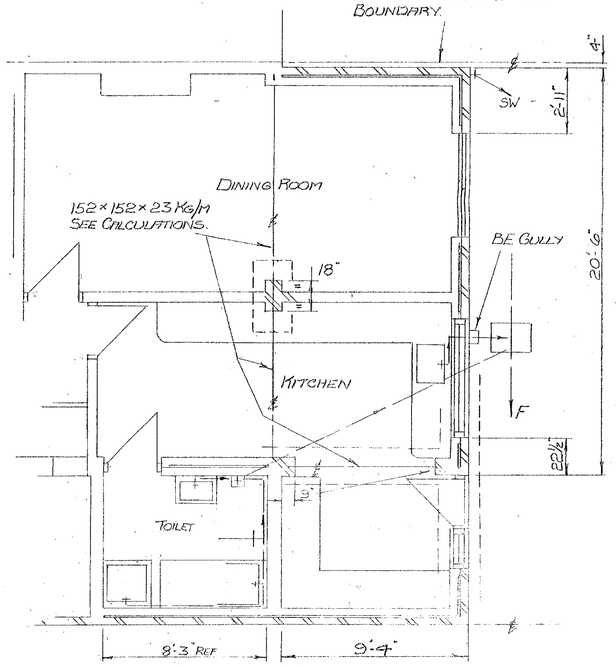

— PROPOSED GROUND FLOOR PLAN VIEW —

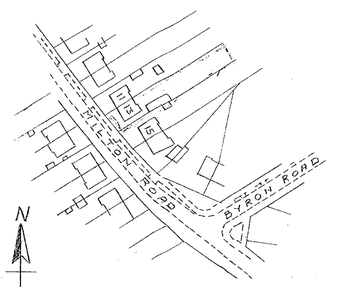

— LOCATION PLAN —
SCALE: 1-1250

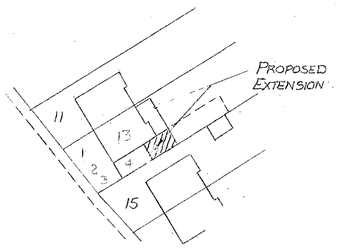

— BLOCK PLAN —
1:500

CALCULATIONS - METRIC UNITS USED.

LARGEST SPAN DINING ROOM = 3050

LOADS = (WALL - WINDOW) + ROOF + ROOF + CEILING. KN

∴ WALL = 3050 × 2520 - 1.85m² × 267 Kg/m² = 15.59

ROOF = 3050 × 5180 × 0.60 (35°) × (0.75 KN/m² + 75 Kg/m²) = 14.70

ROOF = 3050 × 3355 × 0.48 (17½°) × (0.75 KN/m² + 75 Kg/m²) = 7.37

CEILING = 3050 × 2565 × 0.5 × (0.25 KN/m² + 15 Kg/m²) = 1.57

∴ TOTAL LOAD = 39.23 KN ∴ BM = 14.95 KNm

CONSIDER 152 × 152 × 23 Kg/m GD 43 ST JOIST

∴ $\frac{D}{T}$ = 22.3 $\frac{L}{ry}$ = $\frac{305.0}{3.68}$ = 82.9 ∴ P_{bc} = 16.5 N/mm² MAX.

∴ DEFN = 5.49mm & STRESS = 91 N/mm²

STITCH 220 × 8 TK. M ST. IR ALONG TOP FLANGE TO SUPPORT CAVITY WALL.

USE SIMILAR LINTOL ACROSS KITCHEN.

PADSTONES - PARTY WALL 300×200
CENTRE " 400×200
OUTSIDE " 400×100
} ALL 150 TK. DENSE CONCRETE

∴ MAX LOAD = 0.35 N/mm² ON BLOCKWK. 100 MIN. END BRG.

CLAD JOISTS 9 TK. SUPERLUX & SECURE TO TABLE 39.

BOUNDARY FOUNDATION:

DW BRICKWORK = 200 Kg/m²
DW BLOCKWORK + PLASTER = 92 Kg/m²
HT OF WALL (MEAN) = 4.120

∴ DW OUTER SKIN = 4.120 × 1 × 200 = 8.24 KN 'A'
DW INNER SKIN = 4.120 × 1 × 92 = 3.79 KN 'B'

∴ M_d = 8.24 × 0.149 + 3.79 × 0.008 = 1.26

∴ A_{max} = $\frac{8.24 + 3.79}{0.6 \times 1} \pm \frac{1.26 \times 6}{0.6^2 \times 1}$ = 20.05 ± 21.0
= 41.05 KNm & -0.95 KNm

∴ EXCAVATE TO STRATA CAPABLE OF 100 KN/m² MIN

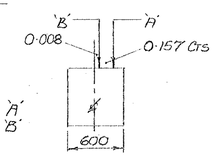

GENERAL NOTES:

ALL WORKS MUST COMPLY WITH THE REQUIRMENTS OF THE BUILDING REGULATIONS 1992 & ALL RELEVANT CODES OF PRACTICE.

ALL GIVEN DETAILS MUST BE SITE CHECKED FOR ACCURACY BEFORE THE COMMENCMENT OF ANY WORKS.

FOUNDATIONS:
TO SUIT SUBSOIL CONDITIONS & LOCAL AUTHORITY REQUIRMENTS. TO BE CONCRETE 20 N/mm² MIN. (1:2:4) STRIP FOOTINGS - 24" WIDE × 10" MIN. TK. AT 39" DEPTH. EXISTING FOOTING UNDER PIER TO BE CHECKED FOR SUITABILITY OTHERWISE 24" WIDE × 3'-6" LONG × 10" MIN. TK. REQUIRED. BOUNDARY TO N° 11 - TRENCH FILL 33" DEEP

FLOOR: INSULATE TO 0.45 Wm²°C MIN. ANY EXISTING AIRBRICKS TO BE VENTED TO OUTSIDE AIR BY 100mm DIA. UPVC PIPES. 2mm TK. THERMOPLASTIC TILES ON 2" MIN. TK. SHARP SAND SCREED ON 4" MIN. TK. CONCRETE SLAB ON 25mm TK. POLYFOAM PLUS 22.0 FLOORBOARD ON 1200 G PLASTIC MEMBRANE WRAPPED INTO DPC'S ON 6" MIN. TK. CLEAN, WELL CONSOLIDATED HARDCORE BLINDED WITH SHARP SAND 2" TK.

WALLS: INSULATE TO 0.45 Wm²°C MIN. 10½" TK. CAVITY WALLS WITH FINISH TO MATCH EXISTING, 2" GAP FILLED WITH ROCKWOOL DRY, MINERAL INSULATION & 100mm TK. THERMALITE BLOCKWORK INNER SKIN, ALL TOOTHED IN AT ALL COURSES. ½" TK. GYPSUM PLASTER FINISH. GALV WALL TIES 36" CTS. HORIZ, 18" CTS. VERTY & 12" CTS. VERTY AT OPENINGS. CLOSE ALL CAVITIES. DPC's TO BE 'LEDKORE' IN WALLS & AT OPENINGS. SKIRTINGS AS EXISTING.

ROOF: INSULATE TO 0.25 Wm²°C MIN. ALL SC3 GD MIN TIMBER. TILES AS EXISTING ON 2×1" TANN° BATTENS ON REINF FELT ON 18mm TK WBP PLY ON 6"×2" ROOF JOISTS ON 5"×2" CEILING JOISTS ALL JOISTS AT 16" MAX. CTS. 4"×2" WALL PLATES, 18mm TK. WBP FASCIA & BARGE BOARDS, UPVC GUTTER 100mm DIA. & 65mm DIA UPVC DOWNPIPE. 8" TK. FIBREGLASS INS" OVER 9mm TK. FOILBACK PLASTERBOARD CEILING WITH TAPED JOINTS & 'ARTEX' OR EQUAL FINISH. 8×2" HIPBOS

RESTRAINTS:
GALV 5mm TK. × 32 mm WIDE AT 6'-6" MAX. CTS.

LINTOLS & CAVITY TRAYS:
TYPE L1/HD GALV 16. WITH 6" BRGS REINF CONC LINTOL OVER PIPE OPENINGS.

SOAKAWAY:
3'-3" CUBE FILLED CLEAN HARDCORE WITH 15" COVER OVER 1200 G PVC, 75mm DIA. UPVC PIPE LAID 1:40 MIN. SLOPE IN 4" TK. PEA SHINGLE SURROUND.

PATIO DOOR - REUSE EXISTING, GLASS TO BS 6206 CLASS 'B'

WINDOW:
1770mm × 1050mm HT. OPENING. 5% FLOOR AREA. INSULATE CILLS, JAMBS & LINTOLS 1.25 Wm²°C MIN. USE 'DAMPCOR'

VENTILATION:
DINING ROOM - 8000 SQ MM ADJUSTABLE VENTILATOR.
KITCHEN - AS ABOVE WITH 60L/SEC. FAN EXTRACT, OR 30L/SEC. IF COOKER EXTRACT. TOILET - 15 L/SEC EXTRACT WITH 15 MIN OVERRIDE.
ROOF - ½" CONT. GAP AT FASCIA's & 4 - ROOF VENT's.

DRAINAGE:
NEW BE GULLY WITH 100mm DIA. UPVC PIPE LAID 1:40 MIN. SLOPE TO EXISTING MANHOLE WITH 4" MIN. TK. PEA SHINGLE SURROUND. SINK TO HAVE 38mm DIA. OUTLET WITH DEEP SEAL TRAP & H & C SUPPLY.

SOAKAWAYS:
3'-6" CUBE FILLED WITH CLEAN HARDCORE WITH 15" COVER OVER 1200 G PVC, 75mm DIA. UPVC PIPE LAID 1:40 MIN. SLOPE WITH 4" TK. PEA SHINGLE SURROUND ALL 17' MIN. FROM BUILDINGS.

— PROPOSED EXTENSION TO 13, MILTON ROAD, EARLEY, READING. —

MR & MRS. KHAN **REFUSED**

SL 150/93

SHT 1 OF 2 SHTS MAR '93

SCALE: 1:50

DRAWN: CHM 23-3-93 SERBOCON LTD. 15, KESWICK CLOSE, TILEHURST, READING. RG3 4SD. TEL: 0734-424605

CROWN COPYRIGHT RESERVED SCC Ltd 553040

DO NOT THINK - ASK

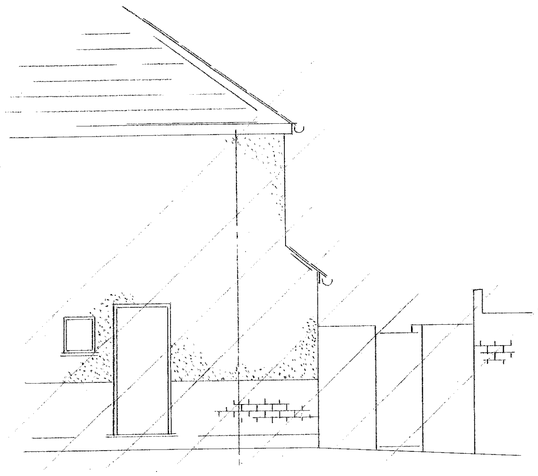

— SIDE ELEVATION —



— REAR ELEVATION —

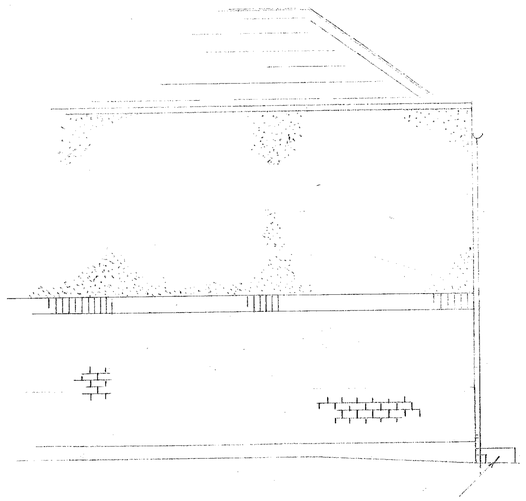

— SIDE ELEVATION 'S' —

GONº STEP 9"Ht × 24" WIDE × 6'-0" LONG.



— PROPOSED REAR ELEVATION —

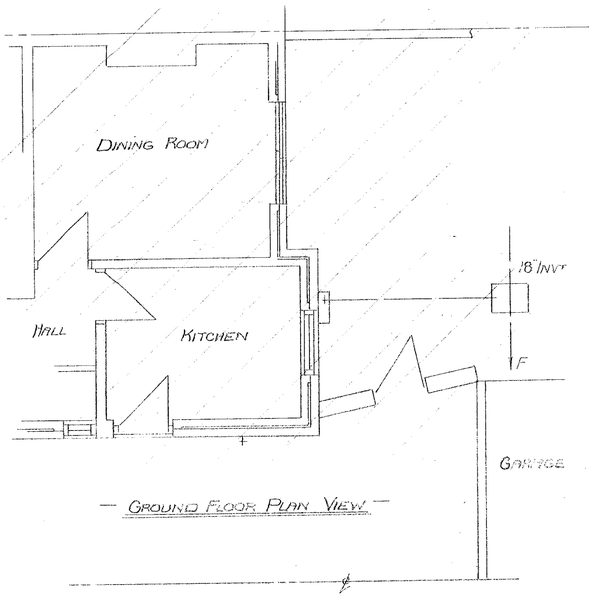

— GROUND FLOOR PLAN VIEW —

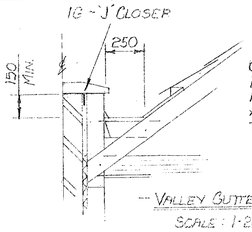

1G - 'J' CLOSER

CODE 4 LEAD ON 18Tk WBP PLY ON 50 × 75 JOISTS × 400 MAX CTS. 38 × 38 ARRIS. 9Tk × 300 WIDE SIDE BD WITH TILTING FILLET

— VALLEY GUTTER —
SCALE : 1-20

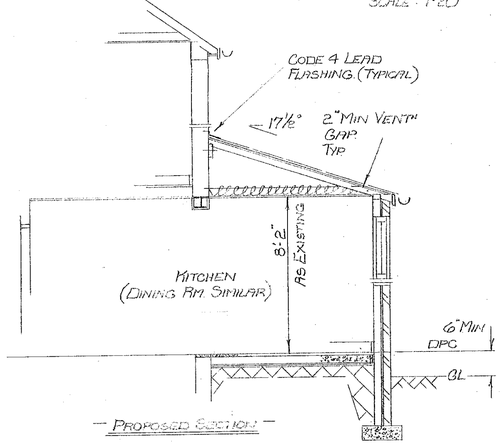

— PROPOSED SECTION —

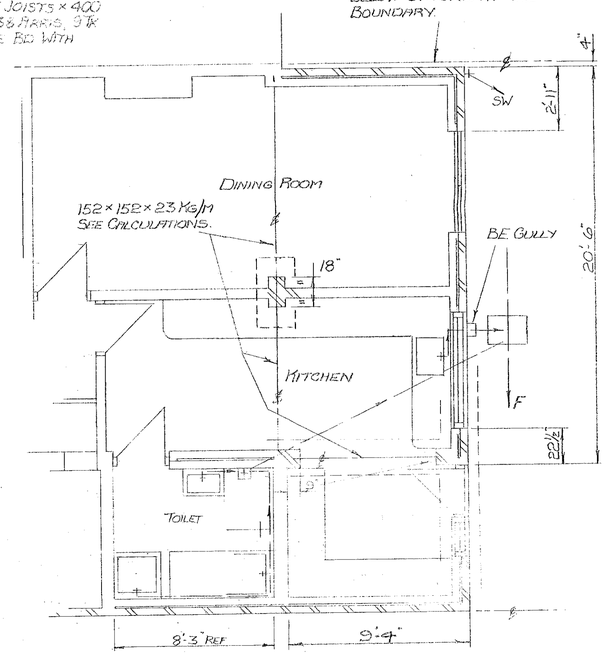

— PROPOSED GROUND FLOOR PLAN VIEW —

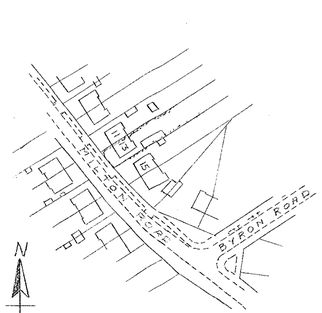

— LOCATION PLAN —
SCALE : 1-1250

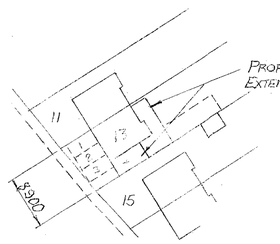

— BLOCK PLAN —
1:500

CALCULATIONS - METRIC UNITS USED.

LARGEST SPAN DINING ROOM = 3050

LOADS = (WALL - WINDOW) + ROOF + ROOF + CEILING. KN

∴ WALL = 3050 × 2520 - 1.85m² × 267Kg/m² = 15.59

ROOF = 3050 × 5180 × 0.60 (35°) × (0.75 KN/m² + 75Kg/m²) = 14.70

ROOF = 3050 × 3355 × 0.48 (17½°) × (0.75 KN/m² + 75Kg/m²) = 7.37

CEILING = 3050 × 2565 × 0.5 × (0.25 KN/m² + 15Kg/m²) = 1.57

∴ TOTAL LOAD = 39.23 KN ∴ BM = 14.95 KNm

CONSIDER 152 × 152 × 23 Kg/m GD 43 ST. JOIST

∴ $\frac{D}{7} = 22.3$ $\frac{l}{ry} = \frac{305.0}{3.68} = 82.9$ ∴ Pbc = 165 N/mm² MAX.

∴ DEFN = 5.49mm & STRESS = 91 N/mm²

STITCH 220 × 8 Tk. M.St. @ ALONG TOP FLANGE TO SUPPORT CAVITY WALL.

USE SIMILAR LINTOL ACROSS KITCHEN.

PADSTONES - PARTY WALL 300 × 200; CENTRE " 400 × 200; OUTSIDE " 400 × 100 } ALL 150 Tk. DENSE CONCRETE

∴ MAX LOAD = 0.35 N/mm² ON BLOCKWK. 100 MIN. END BRG.

CLAD JOISTS 9 Tk. SUPERLUX & SECURE TO TABLE 39.

BOUNDARY FOUNDATION :

DW BRICKWORK = 200 Kg/m²

DW BLOCKWORK + PLASTER = 92 Kg/m²

HT OF WALL (MEAN) = 4.120

∴ DW OUTER SKIN = 4.120 × 1 × 200 = 8.24 KN 'A'

DW INNER SKIN = 4.120 × 1 × 92 = 3.79 KN 'B'

∴ M@ = 8.24 × 0.149 + 3.79 × 0.008 = 1.26

∴ AMAX = $\frac{8.24 + 3.79}{0.6 \times 1} \pm \frac{1.26 \times 6}{0.6^2 \times 1}$ = 20.05 ± 21.0

= 41.05 KNm & -0.95 KNm

∴ EXCAVATE TO STRATA CAPABLE OF 100 KN/m² MIN

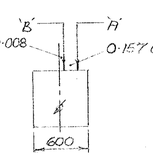

GENERAL NOTES :

ALL WORKS MUST COMPLY WITH THE REQUIRMENTS OF THE BUILDING REGULATIONS 1992 & ALL RELEVANT CODES OF PRACTICE.

ALL GIVEN DETAILS MUST BE SITE CHECKED FOR ACCURACY BEFORE THE COMMENCMENT OF ANY WORKS.

FOUNDATIONS :
TO SUIT SUBSOIL CONDITIONS & LOCAL AUTHORITY REQUIRMENTS. TO BE CONCRETE 20 N/mm² MIN. (1:2:4) STRIP FOOTINGS - 24" WIDE × 10" MIN TK. AT 39" DEPTH. EXISTING FOOTING UNDER PIER TO BE CHECKED FOR SUITABILITY OTHERWISE 24" WIDE × 3'-6" LONG × 10" MIN TK. REQUIRED. BOUNDARY TO Nº 11 - TRENCH FILL 33" DEEP

FLOOR : INSULATE TO 0.45 Wm²°C MIN.
ANY EXISTING AIRBRICKS TO BE VENTED TO OUTSIDE AIR BY 100mm DIA. UPVC PIPES. 2mm TK. THERMOPLASTIC TILES ON 2" MIN TK. SHARP SAND SCREED ON 4" MIN. TK. CONCRETE SLAB ON 25mm TK. POLYFOAM PLUS 22.0 FLOORBOARD ON 1200 G PLASTIC MEMBRANE WRAPPED INTO DPC's ON 6" MIN. TK. CLEAN, WELL CONSOLIDATED HARDCORE BLINDED WITH SHARP SAND 2" TK.

WALLS : INSULATE TO 0.45 Wm²°C MIN.
10½" TK. CAVITY WALLS WITH FINISH TO MATCH EXISTING, 2" GAP FILLED WITH ROCKWOOL DRY, MINERAL INSULATION & 100mm TK. THERMALITE BLOCKWORK INNER SKIN, ALL TOOTHED IN AT ALL COURSES. ½" TK. GYPSUM PLASTER FINISH. GALV WALL TIES 36" CTS. HORIZ, 18" CTS. VERTY & 12" CTS. VERTY AT OPENINGS. CLOSE ALL CAVITIES. DPC's TO BE LEDKORE IN WALLS & AT OPENINGS. SKIRTINGS AS EXISTING.

ROOF : INSULATE TO 0.25 Wm²°C MIN. ALL SC3 GD MIN TIMBER. TILES AS EXISTING ON 2×1" TANNº BATTENS ON REINF FELT ON 18mm TK WBP PLY ON 6"×2 ROOF JOISTS ON 5"×2" CEILING JOISTS ALL JOISTS AT 16" MAX. CTS. 4"×2" WALL PLATES, 18mm TK. WBP FASCIA & BARGE BOARDS, UPVC GUTTER 100mm DIA. & 65mm DIA UPVC DOWNPIPE. 2" TK. FIBREGLASS INSº OVER 9mm TK. FOILBACK PLASTERBOARD CEILING WITH TAPED JOINTS & 'ARTEX' OR EQUAL FINISH. 8"×2" HIP BDS

RESTRAINTS :
GALV 5mm TK. × 32mm WIDE AT 6'-6" MAX. CTS.

LINTOLS & CAVITY TRAYS :
TYPE L1/HD GALV 1G. WITH 6" BRGS. REINF CONº LINTOL OVER PIPE OPENINGS.

SOAKAWAY :
3'-3" CUBE FILLED CLEAN HARDCORE WITH 15" COVER OVER 1200 G PVC, 75mm DIA. UPVC PIPE LAID 1:40 MIN. SLOPE IN 4" TK. PEA SHINGLE SURROUND.

PATIO DOOR - REUSE EXISTING, GLASS TO BS 6206 CLASS 'B'

WINDOW :
1770mm × 1050mm HT. OPENING 5% FLOOR AREA. INSULATE CILLS, JAMBS & LINTOLS 1.25 Wm²°C MIN. USE DAMPCOR

VENTILATION :
DINING ROOM - 8000 SQ MM ADJUSTABLE VENTILATOR.
KITCHEN - AS ABOVE WITH 60L/SEC FAN EXTRACT, OR 30 L/SEC IF COOKER EXTRACT. TOILET - 15 L/SEC EXTRACT WITH 15 MIN OVERRIDE
ROOF - ½" CONT. GAP AT FASCIAS & 4 - ROOF VENTS.

DRAINAGE :
NEW BE GULLY WITH 100mm DIA. UPVC PIPE LAID 1:40 MIN. SLOPE TO EXISTING MANHOLE WITH 4" MIN. TK. PEA SHINGLE SURROUND.
SINK TO HAVE 38mm DIA. OUTLET WITH DEEP SEAL TRAP & H & C SUPPLY.

SOAKAWAYS :
3'-6" CUBE FILLED WITH CLEAN HARDCORE WITH 15" COVER OVER 1800G PVC, 75mm DIA UPVC PIPE LAID 1:40 MIN. SLOPE WITH 4" TK. PEA SHINGLE SURROUND ALL 17" MIN. FROM BUILDINGS.

— PROPOSED EXTENSION TO 13, MILTON ROAD, EARLEY, READING. —

MR & MRS. KHAN

REFUSED

SL 150/93

SHT 1 OF 2 SHTS MAR '93

CROWN COPYRIGHT RESERVED SCC Ltd 559040

SCALE : 1:50

DRAWN : CHM 23-3-93 SERBOCON LTD. 15, KESWICK CLOSE, TILEHURST, READING. RG30 4SD. TEL: 0118-961 5605

MAY '93 APL '96 JULY '93
AUG '93 MAR '94

DO NOT THINK - ASK

REFUSED

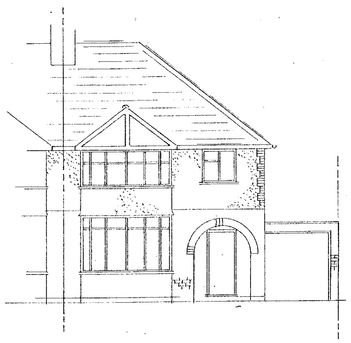

— FRONT ELEVATION —

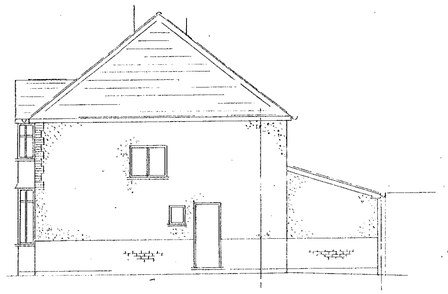

— SIDE ELEVATION —

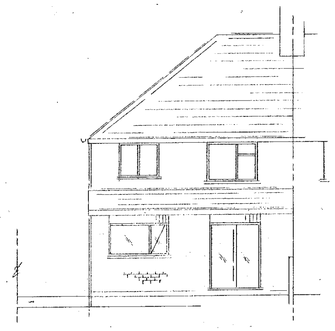

— REAR ELEVATION —

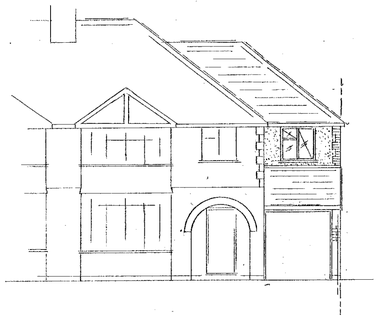

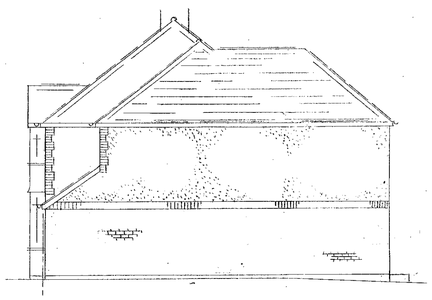



— PROPOSED FRONT, SIDE & REAR ELEVATIONS. —

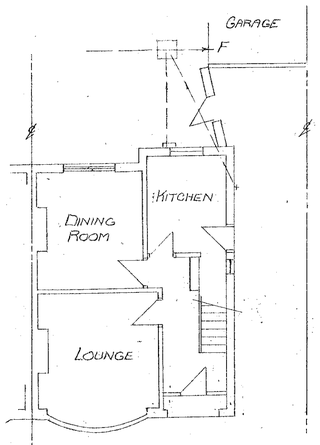

— GROUND FLOOR PLAN —

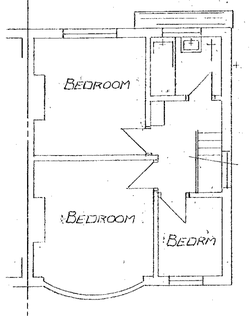

— FIRST FLOOR PLAN —

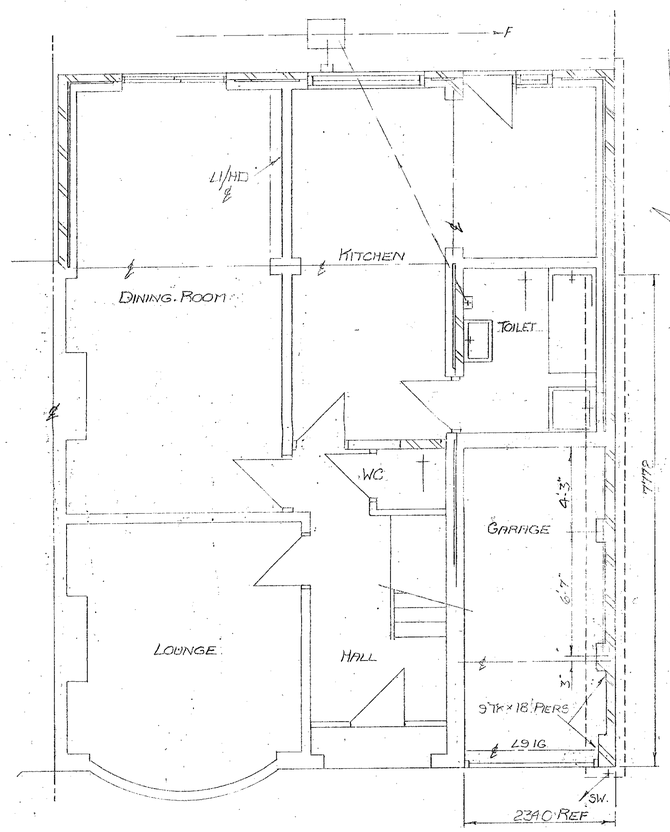

— PROPOSED GROUND FLOOR PLAN VIEW —

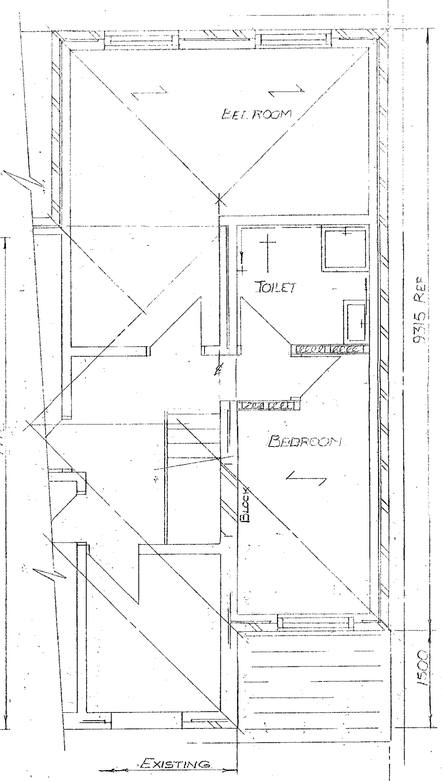

— FIRST FLOOR PLAN VIEW —

NOTES:

SEE SHT. 1 GENERAL NOTES.

FOUNDATIONS :
SEE SHT. 1 BUT 21" WIDE

WALLS :
END CAVITY WALL AS FOR REAR EXTENSION, FRONT WALL 9" TK. SIDE WALL - SINGLE BRICK TO U/S FIRST FLOOR JOISTS, WITH 1 - 9"×9" & 2-9"×18" PIERS AS SHOWN

FLOOR :
TO MATCH EXISTING LEVEL. 18mm TK. T & G. FLOORING GD. CHIPBOARD ON 6"×2" SC3 GD MIN. JOISTS AT 16" MAX. CTS. SUPPORT BY HEAVY DUTY GALV JOIST HANGERS. 4" TK. FIBREGLASS INSULATION REQ^D. GARAGE - AS EXT^L BUT NO TILES, SCREED OR INSULATION.

CEILINGS :
GARAGE - 6mm TK. MASTERBOARD. FIRST FLOOR - 9mm TK. FOILBACK PLASTERBOARD. BOTH CEILINGS TO HAVE TAPED JOINTS. PLASTERBD TO HAVE 'ARTEX' FINISH WITH 8" TK FIBREGLASS INSULATION OVER WITH 2" MIN. VENTILATION GAP.

ROOF :
TILES ETC. AS SHT. 1. 6"×2" SPARS & 4"×2" JOISTS ALL SC3 GD. MIN. & 16" MAX. CTS. 4"×2" SC3 GD MIN. TIES TO SPARS OVER 3 JOISTS. 7"×1½" RIDGE & 8"×2" SC3 GD MIN. HIP & 6"×1" VALLEY BOARDS. PITCH TO MATCH EXISTING ROOF. 4"×2" WALL PLATES.
LEAN TO ROOF - TILES ETC. AS SHT. 1 ON 4"×2" SPARS & JOISTS SC3 GD MIN & 16" MAX. CTS. 5"×2" SUPPORT WITH M10 RAWLBOLTS TO WALL.

LINTOL :
GARAGE L9 1G. OTHERS - SHT. 1.

INSULATION'
'THERMALBATE' ROUND CAVITY WALL OPENINGS



21. JAN. 2000* 0412

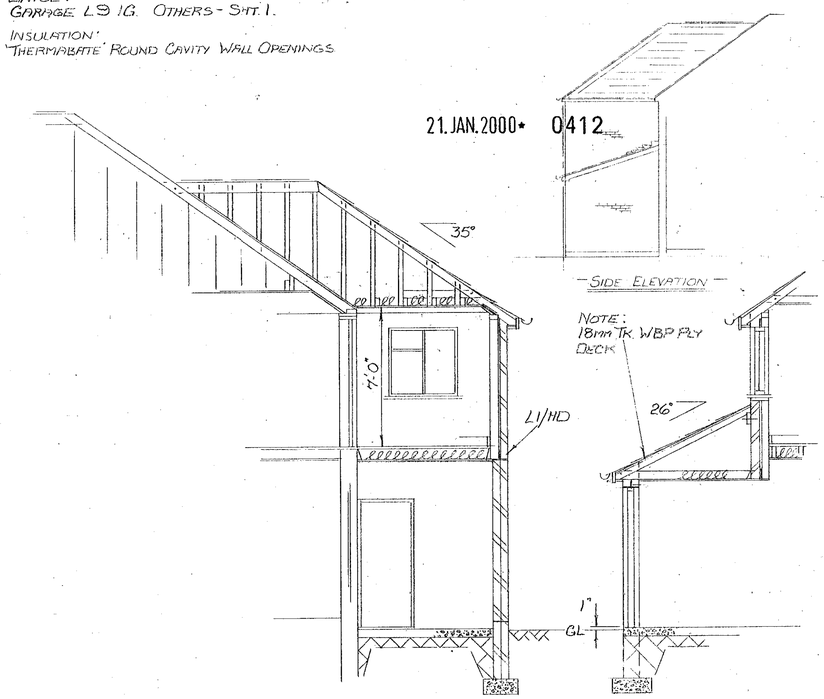

— PROPOSED SECTIONS - GARAGE/BEDROOM —

REFUSED

SL 150/93

SHT 2 OF 2 SHTS.

— EXTENSIONS TO N° 13, MILTON ROAD, EARLEY, READING. —

MR. & MRS. KHAN.

TEL: 0118-9615605

SCALE : 1-50

AM 3d MAR 94 JULY 93
AUG 93 SEPT 93

41450

DO NOT THINK - ASK

14 JUL 1993

41450

CONTRACTOR - DO NOT SCALE DRAWING

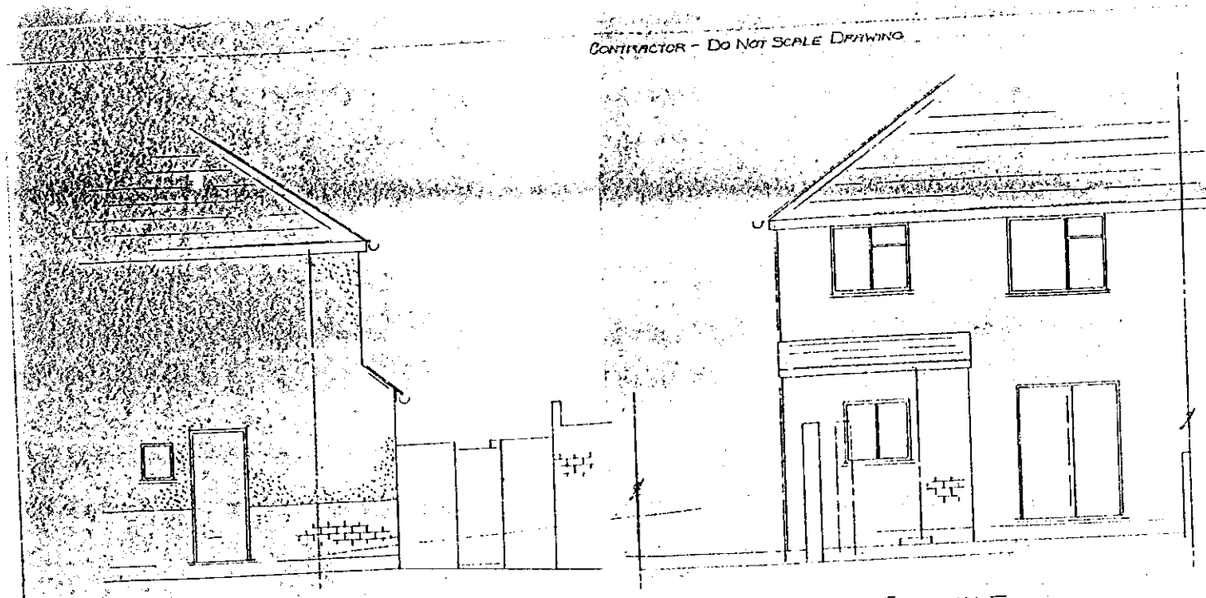

— SIDE ELEVATION —

— REAR ELEVATION —

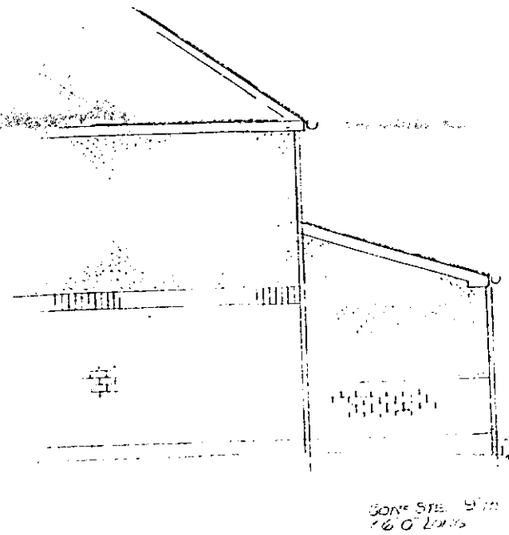

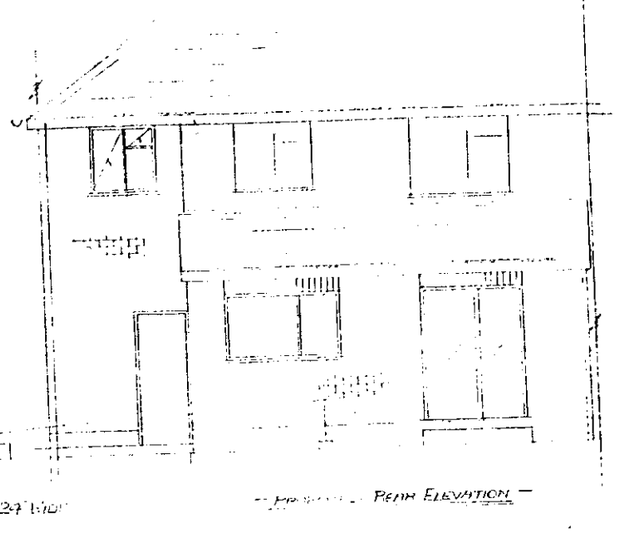

— REAR ELEVATION —

30m² SITE 9m × 24 (NOT 16'0" LONG

NOTE
1.0 UNEMPLOYED ABOVE BELOW GROUND AT THE BOUNDARY

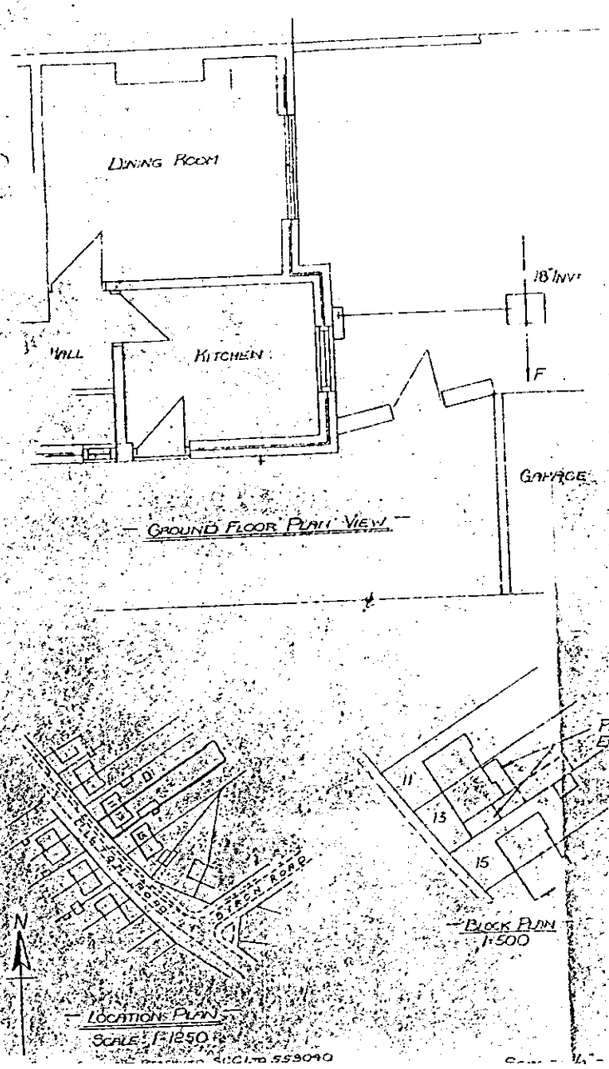

— GROUND FLOOR PLAN VIEW —

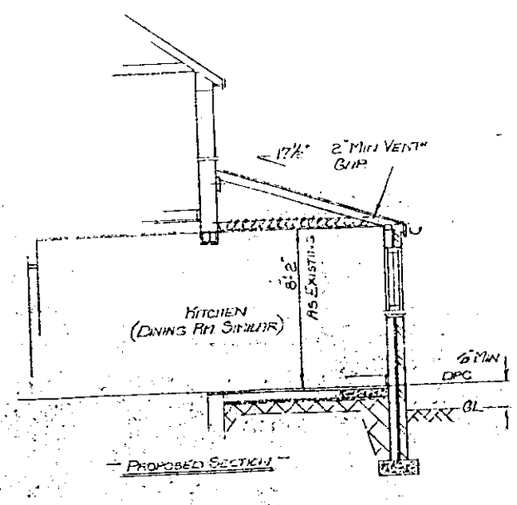

— PROPOSED SECTION —

CALCULATIONS - METRIC UNITS USED.

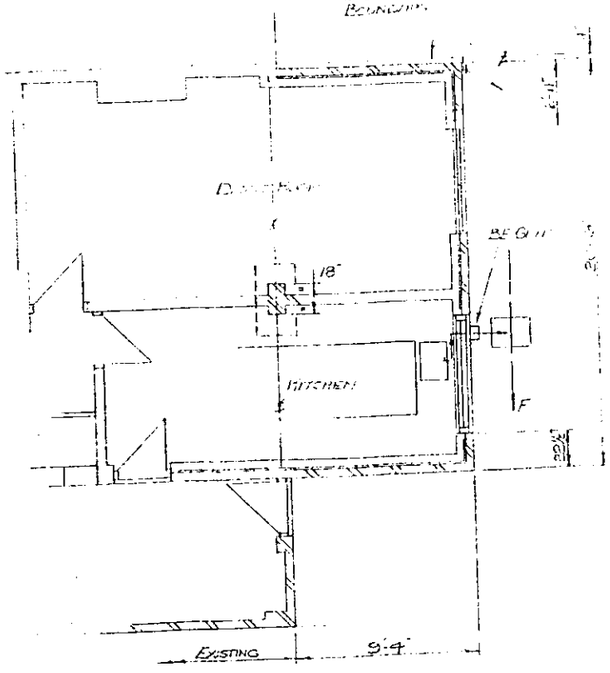

— PROPOSED GROUND FLOOR PLAN VIEW —

GENERAL NOTES

ALL WORKS TO COMPLY WITH THE REQUIREMENTS OF THE BUILDING REGULATIONS AND ALL RELEVANT CODES OF PRACTICE

ALL CHECKS TO BE CARRIED OUT BEFORE THE COMMENCEMENT OF ANY WORKS

SITE CHECKED FOR ACCURACY

FOUNDATIONS:
TO SUIT SUBSOIL CONDITIONS & LOCAL AUTHORITY REQUIREMENTS.
TO BE CONCRETE 20 N/mm² MIX (1:2:4) STRIP FOOTINGS - 24" WIDE × 10" MIN TH AT 3'0" DEPTH. EXISTING FOOTINGS UNDER PIER TO BE CHECKED FOR SUITABILITY & OTHERWISE EXTENDED 9" WIDE × 3'6" LONG × 10" MIN TH AS REQUIRED

FLOOR: INSULATE TO 0.45 W/m²°C MIN WITH EXISTING ARRANGEMENTS TO BE VERIFIED. CUT & CAP ALL EXISTING SERVICES AS REQUIRED. 3 MIN TH THERMALITE CAST CONCRETE SLAB ON 150 MIN TH WELL COMPACTED CRUSHED HARD CORE ON 1200 GAUGE POLYTHENE DPM ON 25 MM SAND BLINDING ON 4 MIN TH WELL COMPACTED CONCRETE ON 25 MM TH RUBBLE. ALL ASSEMBLED ON 1200 GAUGE POLYTHENE DPM WRAPPED TWO DPCs ON 6 MIN TH CLAMPS AND CONSOLIDATED HARDCORE BUNDED WITH SHARP SAND

WALLS: INSULATE TO 0.45 W/m²°C MIN: 10½" TH CAVITY WALLS WITH FINISH TO MATCH EXISTING, 2" CAVITY FILLED WITH ROCKWOOL CAVITY MINERAL INSULATION & 100 MM TH THERMALITE BLOCKWORK INNER SKIN ALL TOOTHED IN AT ALL COURSES. ½" TH GYPSUM PLASTER FINISH. CAVITY WALL TIES 3'6 CTS HORIZ, 18" CTS VERT & 12" CTS VERT AT OPENINGS. CLOSE ALL CAVITIES. DPCs TO BE LEADFOIL IN WALLS & AT OPENINGS. SKIRTINGS AS EXISTING

ROOF: INSULATE TO 0.25 W/m²°C MIN. ALL 9'3 GD MIN TIMBER FELT ON 50 × 125 mm JOISTS & 50 × 147 mm CEILING JOISTS ALL AT 16" MAX CTS. 4" × 2" WALL PLATES, 18 mm TH WBP FASCIA & BARGE BOARDS. UPVC GUTTER 100 mm DIA & 65 MM DIA UPVC DOWNPIPE. 6" TH FIBREGLASS INSULATION OVER 9" TH FOILBACK PLASTERBOARD CEILING WITH TAPED JOINTS & "ARTEX" OR EQUAL FINISH

FLESHWORKS: 9" SAND SHAFTH × 38 mm WIDE AT 6'6" MAX CTS

LINTOLS: TYPE L/INTO WITH 6" END BEARINGS ON BRICKWORK

SOAKAWAY: 3·3 CUBE FILLED CLEAN HARDCORE WITH 15" COVER OVER 1200 G PVC. 75 mm DIA UPVC PIPE LAID AT MIN SLOPE IN 9" TH PEA SHINGLE SURROUND

PATIO DOOR - REUSE EXISTING

WINDOW: 1770 mm × 1050 mm TH OPENING 5% FLOOR AREA. INSULATE CILLS, JAMBS & LINTOLS TO 1·45 W/m²°C MIN

VENTILATION: DINING ROOM - 4000 SQ mm ADJUSTABLE VENTILATOR. KITCHEN - AS ABOVE WITH 60 L/SEC FAN EXTRACT OR 30 L/SEC IF COOKER EXTRACT. ROOF - ½" JOINT GAP AT FASCIA & 2 - ROOF VENTS

— BLOCK PLAN 1:500

— LOCATION PLAN SCALE 1:1250 —

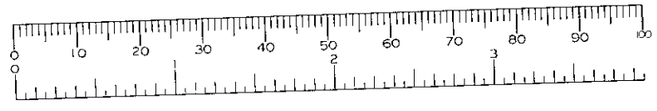

REFUSED
SL 100/93

— PROPOSED EXTENSION TO 13, MILTON ROAD, EARLEY, READING —

MR & MRS MANN

DRAWN: CHM 23·3·93 SERBOCON LTD. 15, KESWICK CLOSE, TILEHURST, READING RG3 4SD. TEL: 01734-426605

SHEET 1 OF 2 SHEETS MAR '93

CONTRACTOR - DO NOT SCALE DRAWING

DO NOT TAKE FROM

41450

14 JUL 1993

41450



- FRONT ELEVATION -

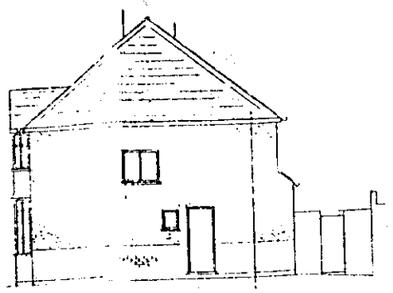

- SIDE ELEVATION -

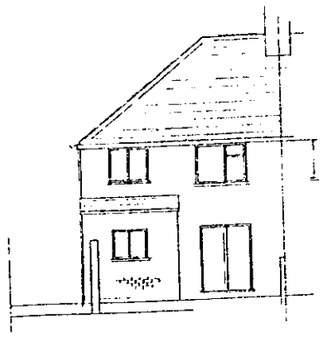

- REAR ELEVATION -

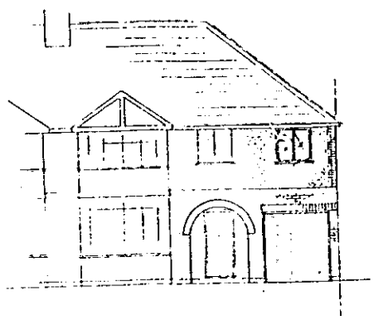

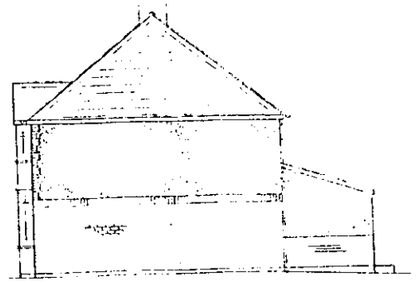

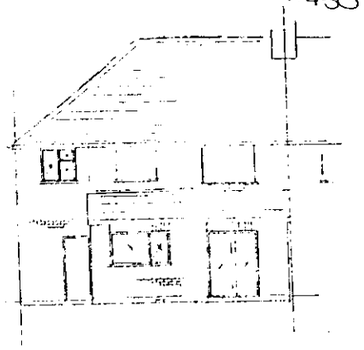

- PROPOSED FRONT, SIDE & REAR ELEVATIONS -

DELEGATED

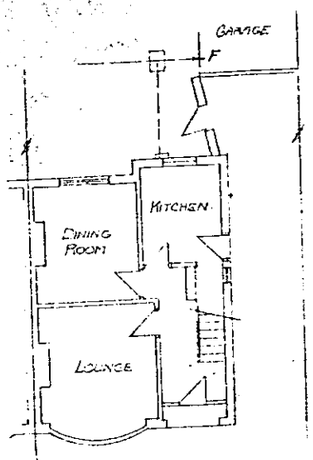

- GROUND FLOOR PLAN -

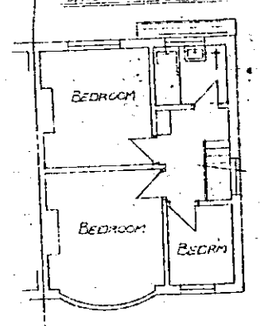

- FIRST FLOOR PLAN -

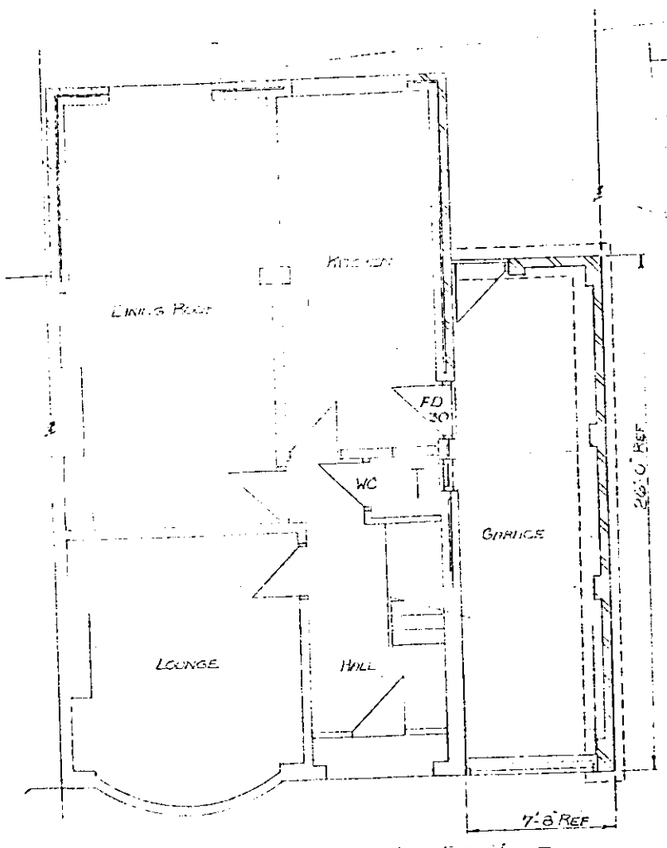

- PROPOSED GROUND FLOOR PLAN VIEW -

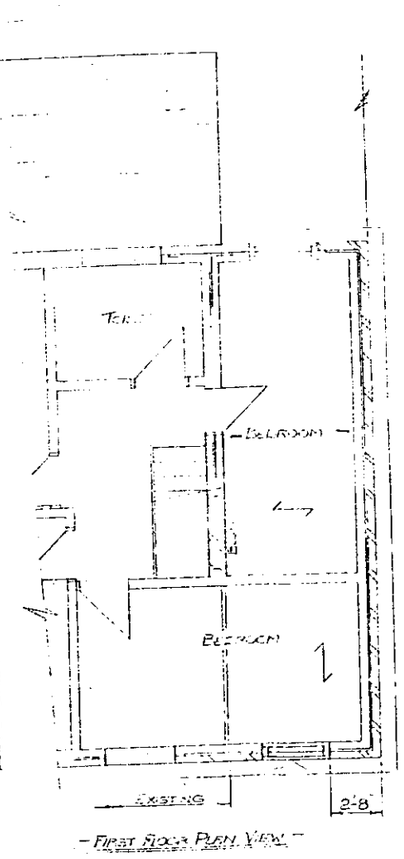

- FIRST FLOOR PLAN VIEW -

0 10 20 30 40 50 60 70 80 90 100

0 2 3

MR & MRS ALLEN

- EXTENSIONS TO Nº 13, MILTON ROAD, ERLEIGH, READING. -

REFUSED

SL 150/93

SHT 2 OF 2 SHTS

SERBOCON LTD. 0734-424605

CONTRACTOR - DO NOT SCALE DRAWING

DO NOT THINK - ASK

41798

41798

01 OCT 1993

28 SEP 1993

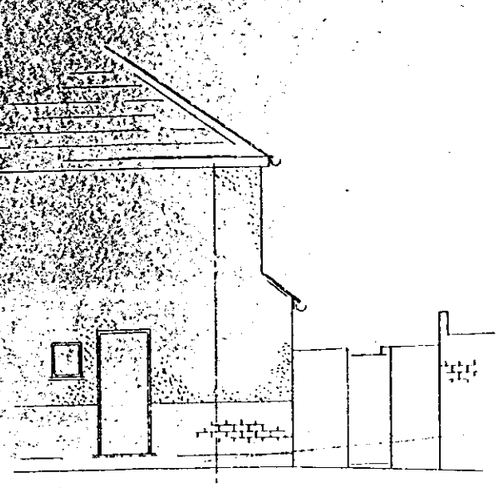

— SIDE ELEVATION —



— REAR ELEVATION —

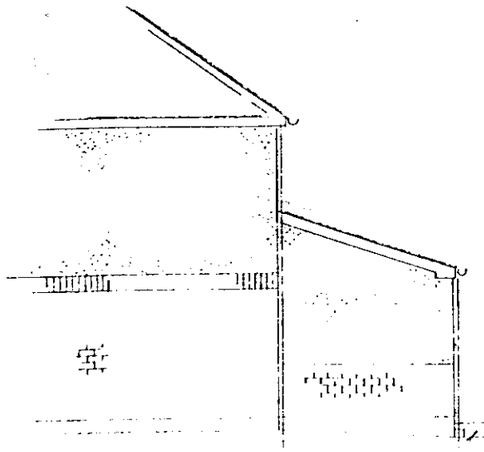

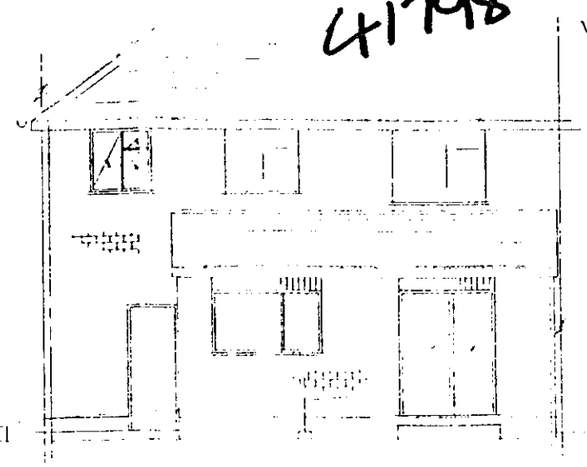

— FRONT ELEVATION —

DELEGATED

NOTE
EXISTING AREAS
BUILDING IN THIS
ZONE

GENERAL NOTE
ALL WORKS SHALL COMPLY WITH THE REQUIREMENTS OF THE BUILDING
REGULATIONS 1991 AND ALL RELEVANT CODES OF PRACTICE
ALL OVERALL DIMENSIONS SITE DIMENSIONS SHALL BE ASCERTAINED
BEFORE THE COMMENCEMENT OF ANY WORKS

FOUNDATIONS
TO SUIT SUBSOIL CONDITIONS & LOCAL AUTHORITY REQUIREMENTS
TO BE CONCRETE 20N/mm² MIX MIN. STRIP FOOTINGS - 24" WIDE
x 10" THICK TO MIN. DEPTH EXISTING FOOTINGS UNDER FACADE TO
BE UNDERPINNED AS DETAILED x 24" DEEP
x 10" THICK OR AS REQ.

FLOOR : INSULATE TO 0.45 W/m²°C MIN
TO EXISTING APPLIANCES TO BE RETAINED : OUTSIDE WALL 150mm
CAVITY WITH 2mm TYVEK BREATHABLE MEMBRANE ON 2" x
SUPPORTED ON 4" THICK CONCRETE SLAB ON 250mm
HARDCORE ON 1200G POLYTHENE DPM ON 100mm EXTRUDED POLYSTYRENE
INSULATION ON BLINDING ON 6" THICK CLEAN WELL CONSOLIDATED
HARDCORE BONDED WITH SHARP SAND 2" THICK

WALLS : INSULATE TO 0.45 W/m²°C MIN
10½" THICK WALLS WITH FINISH TO EXTERNAL FACE, 2" CAVITY FILLED
WITH ROCKWOOL OR MINERAL INSULATION & 100mm THICK LIGHTWEIGHT
BLOCKWORK INNER SKIN ALL TOGETHER IN AT ALL COURSES ½" THICK
SYNSEAL PLASTER FINISH GRK WALL TIES 3½ CTS HORIZ, 18" CTS VERTY
& 12" CTS VERTY AT OPENINGS CLOSE ALL CAVITIES OPEN TO BE
LEADFORE IN WALLS & AT OPENINGS SKIRTINGS TO EXISTING

ROOF : INSULATE TO 0.25 W/m²°C MIN. ALL 303 SQ.M. CHELK
TILES 17½" PITCH ON TREATED BATTENS 1"x2" ON FELT ROOFING
FELT ON 50x125mm JOISTS & 50x147mm CEILING JOISTS ALL AT
16" MAX CTS. 9"x2" WALL PLATES, 18mm THICK WBP FASCIA & BARGE
BOARDS, UPVC GUTTER 100mm DIA & 75mm DIA UPVC DOWNPIPE
6" THICK FIBREGLASS INSULATION OVER 9.5mm THICK PLASTERBOARD
CEILING WITH TAPED JOINTS & ARTEX OR EQUAL FINISH

RESTRAINTS :
5" x 5mm THICK x 32mm GALVANISED STRAP AT 6'6" MAX CTS

LINTOLS :
TYPE L/HL WITH 6" END BEARINGS ON BRICKWORK

SOAKAWAY :
3'3" CUBE FILLED CLEAN HARDCORE WITH 15" COVER OVER
100G PVC, 75mm DIA. UPVC PIPE LAID 1:40 MIN SLOPE
IN 4" THICK PEA SHINGLE SURROUND.

PATIO DOOR - REUSE EXISTING

WINDOW :
1770mm x 1050mm HT. OPENING 5% FLOOR AREA. INSULATE
CILLS, JAMBS & LINTOLS 1.25 W/m²°C MIN.

VENTILATION :
DINING ROOM - 4000 SQ mm ADJUSTABLE VENTILATOR.
KITCHEN - AS ABOVE WITH 60L/SEC FAN EXTRACT OR 30L/SEC
IF COOKER EXTRACT.
ROOF - ½" CONT. GAP AT FASCIA & 2 - ROOF VENTS

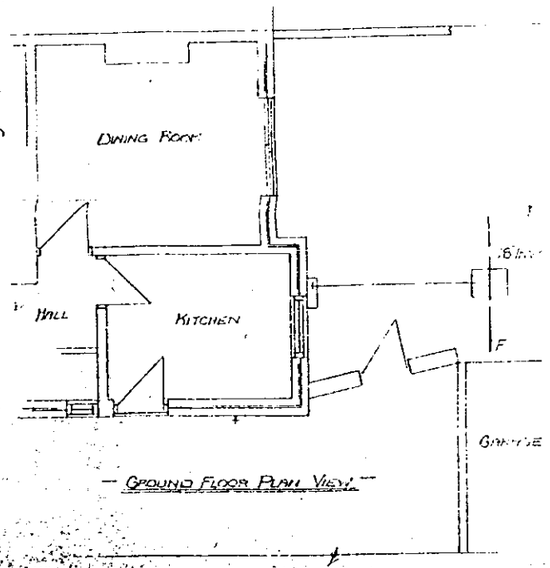

— GROUND FLOOR PLAN VIEW —

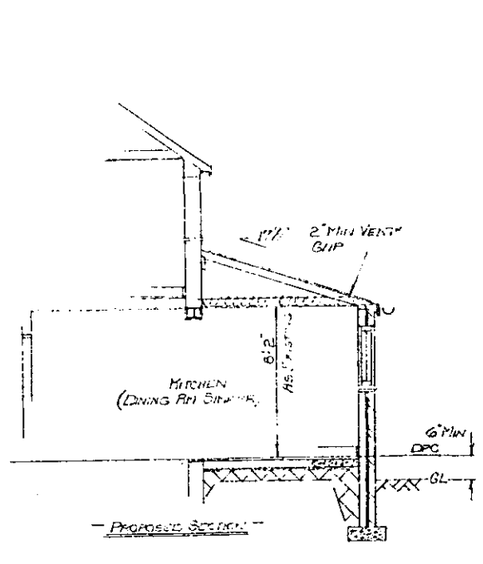

— PROPOSED SECTION —

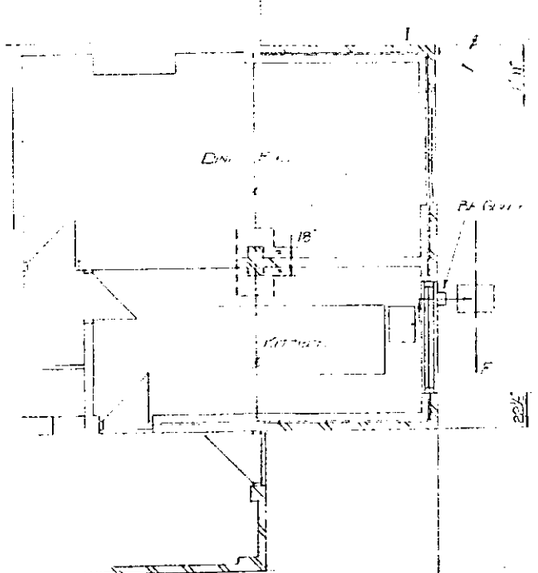

— PROPOSED GROUND FLOOR PLAN VIEW —

CALCULATIONS - METRIC UNITS USED.

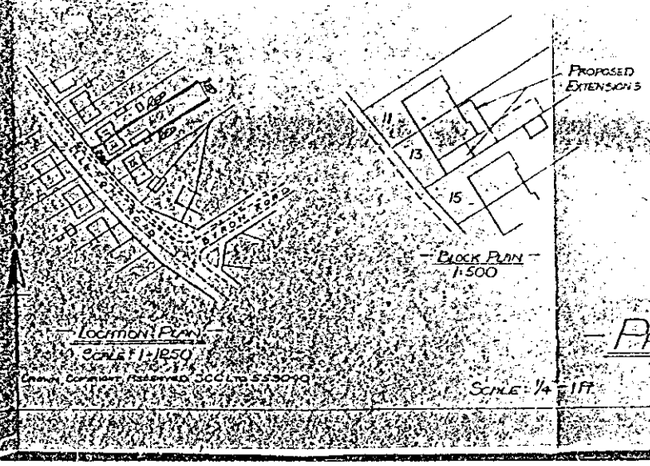

SCALE: ¼" = 1FT.

0 10 20 30 40 50 60 70 80 90 100

— PROPOSED EXTENSION TO 13, MILTON ROAD, EARLEY, READING. —

MR & MRS. KHAN

DRAWN : CHM 23-3-93 SERDOCON LTD. 15, KESWICK CLOSE, TILEHURST, READING, RG3 4SD TEL: 01734-424605

APPROVED

SL 100/93

SHT 1 OF 2 SHTS MAR '93

JULY 93

CONTRACTOR - DO NOT SCALE DRAWING

DO NOT THINK - ASK

41798

01 OCT 1993



FRONT ELEVATION

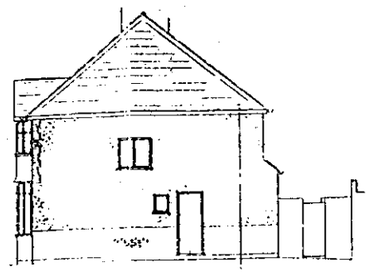

SIDE ELEVATION



REAR ELEVATION

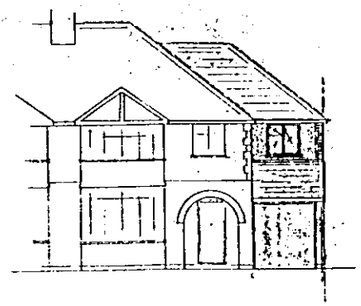

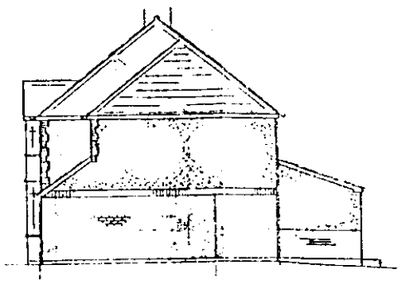

PROPOSED FRONT, SIDE & REAR ELEVATIONS

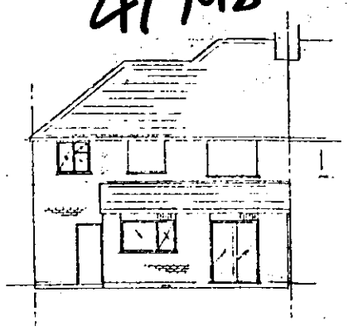

41798

28 SEP 1993

DELEGATED

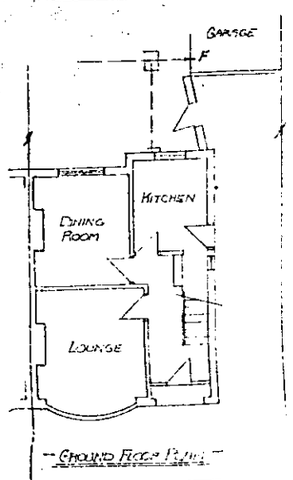

GROUND FLOOR PLAN

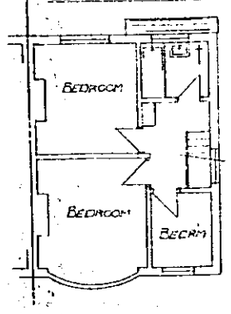

FIRST FLOOR PLAN

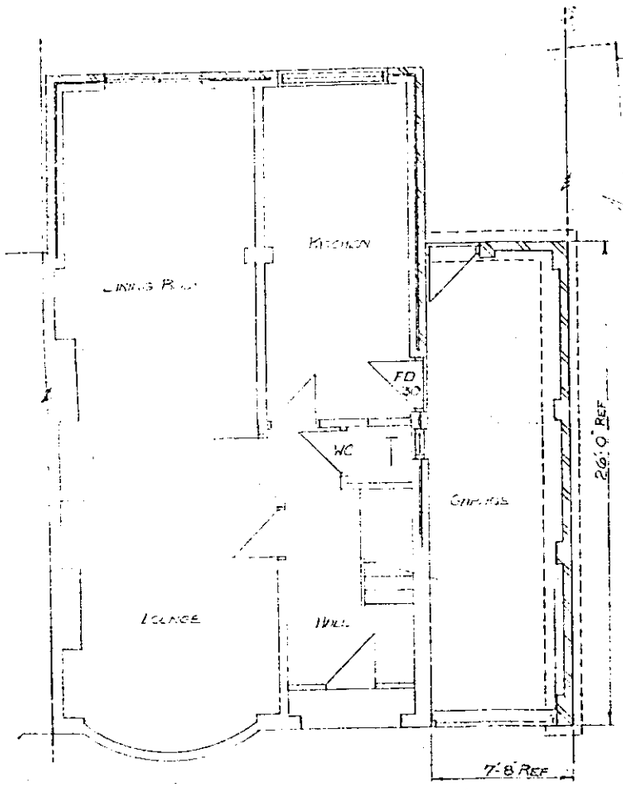

PROPOSED GROUND FLOOR PLAN VIEW

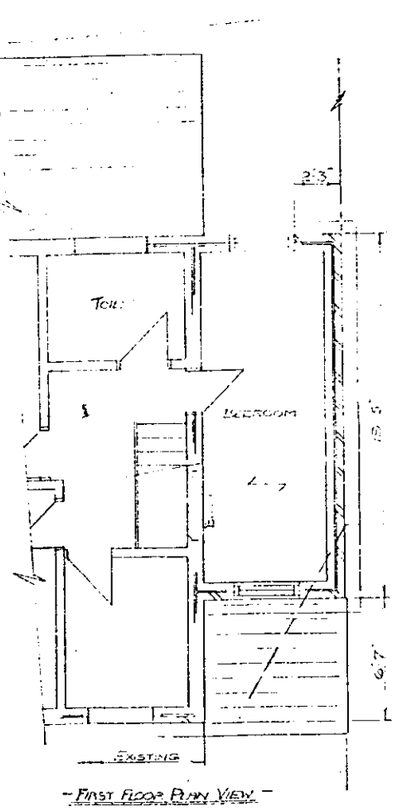

FIRST FLOOR PLAN VIEW

28 SEP 1993

APPROVED

SL 150/93

SHT 2 OF 2 SHTS.

JULY 93
SEPT 93

EXTENSIONS TO N° 13, MILTON ROAD, ERLEIGH, READING.

MR & MRS. KHAN.

SERBOCON LTD. 0734-424605