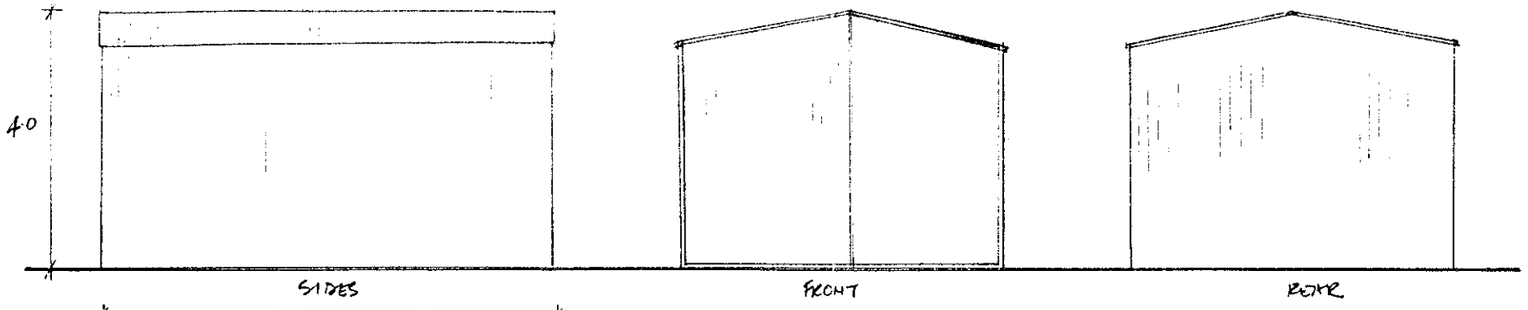

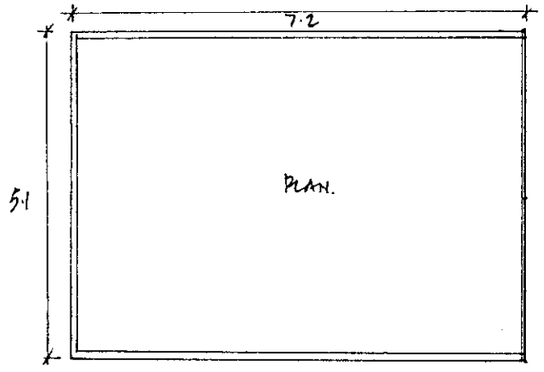

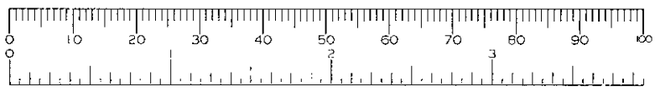

13.NOV.2000* 2822

No	Date	Revisions

© Copyright

Robin Bradbeer Limited
Planning & Development Consultancy

Client
GREENACRES FARM LIMITED

Job Title
GREENACRES FARM
NINE MILE RIDE
FINCHAMPSTEAD

Drawing Title
GENERAL PURPOSE AGRICULTURAL BUILDING
SITE PLAN ELEVATIONS

Scale 1:500 1:100

Date Drawn by

Drg. No 114/00/03 Rev

B. P. GREGORY
PROPOSED EXTENSIONS, KITCHEN & BATHROOM ALTERATIONS
NO 33 CHATTERIS WAY, LOWER EARLEY

J.A. GREGORY 4 CHURCH VIEW, UPTON COURT ROAD, SLOUGH SL3 7LS
01753 596195

SCALES 1:50 NOVEMBER 2000

REVISED ROOF DESIGN - JANUARY 2001

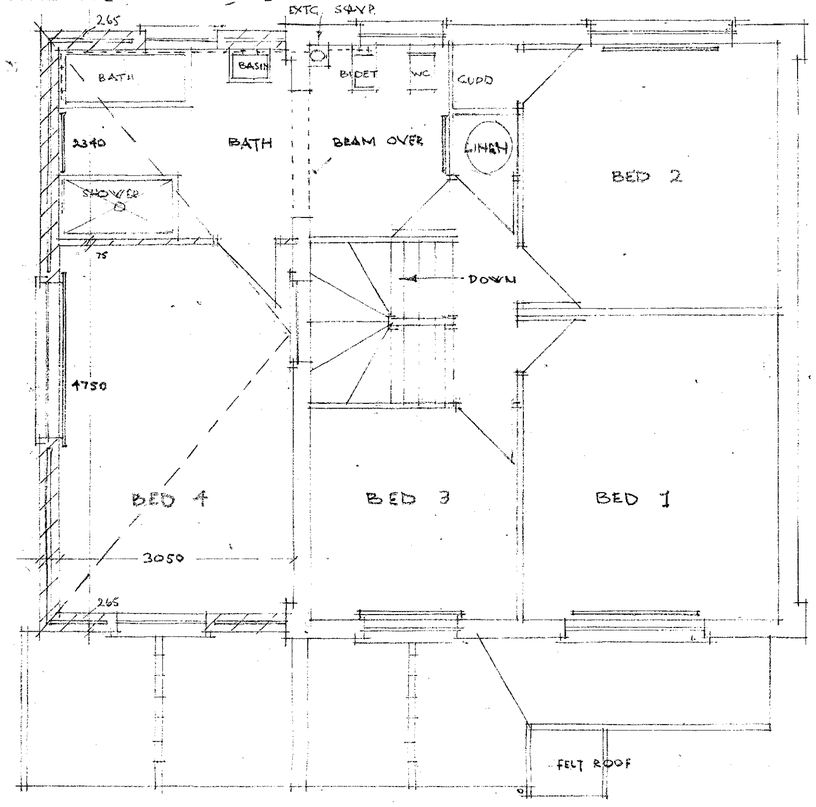

FIRST FLOOR PLAN

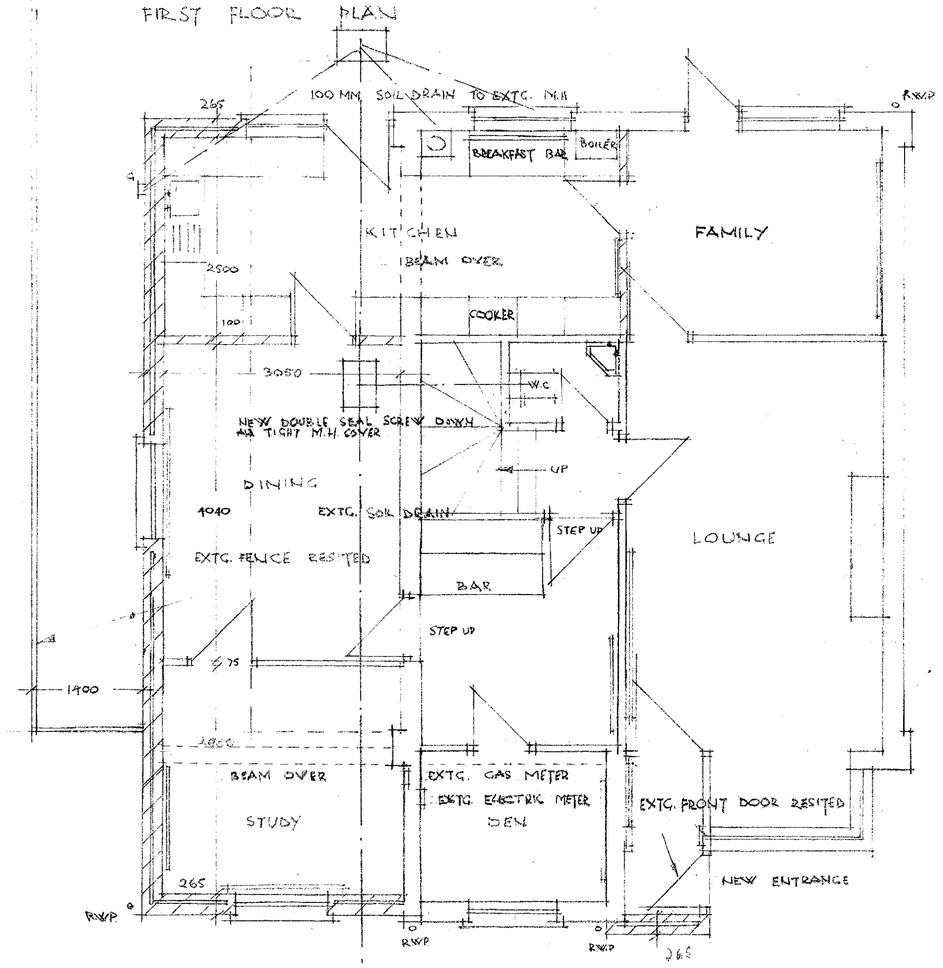

GROUND FLOOR PLAN

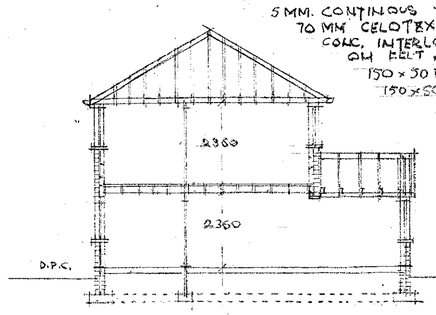

5 MM. CONTINOUS VENTILATION
70 MM CELOTEX INSULATION
CONC. INTERLOCKING TILES
ON FELT AND BATTENS
150 x 50 MM. RAFTERS S/W
150 x 50 MM. CEILING JOISTS S/W
GLIDEVALE BAFFLE VENTILATOR FIXED BETWEEN RAFTERS
100 x 50 MM S.W WALL PLATES SECURED TO WALLS WITH
1200 x 30 x 5 MM ANCHOR STRAPS AT MAX 2 M CTRS
25 MM CONTINUOUS INSECT PROOF VENTILATION GAP AT EAVES
DAMCOR INSULATED VERTICAL D.P.C'S TO ALL REVEALS
35 MM JABLITE INSULATION TO ALL WINDOW HEADS, REVEALS & CILLS
103 MM FACING BRICKWORK TO MATCH EXISTING
100 MM CELCON BLOCK OR SIMILAR
50 MM ROCKWOOL CAVITY FILL INSULATION
CAVITY WALLS TIED TOGETHER WITH S.S. BUTTERFLY
WALL TIES AT MAX 450 MM CTRS HORIZONTALLY
450 MM CTRS. VERTICALLY STAGGERED 225 MM
ON ALTERNATE COURSES, TIES DOUBLED
UP AROUND ALL OPENINGS
600 x 230 MM CONC FOUNDS AT 1000 MM
BELOW GROUND LEVEL OR TO SUITE
SITE CONDITIONS
CAVITY FILLED WITH WEAK CONC. TO 225 MM BELOW D.P.C.

50MM UPVC GUTTER TO MATCH EXTG.
600 x 25 MM S/W. FASCIA
5 MM EXTERIOR PLY SOFITE
220 x 25 MM S/W HIPS
12.5 MM PLASTERBOARD CEILINGS WITH JOINTS TAPED & FILLED SKIMMED WITH MIN 5MM GYPSUM PLASTER FINISH TO RECEIVE ARTEX FINISH
ANCHOR STRAPS TO BE PROVIDED PERPENDICULARLY TO ALL FLOOR & CEILING JOISTS, RAFTERS & VERTICALLY TO ALL WALL PLATES AT MAX. 2 M. CTRS.
170 x 50 S.W JOISTS AT 400 MM C/C

50 MM SHARP SAND & CEMENT SCREED
100 MM CONCRETE FLOOR SLAB
HEAVY DUTY GAUGE POLYTHENE WATER PROOF MEMBRANE TUCKED INTO HORIZONTAL D.P.C. ON 300 MM. HARDCORE BLINDED WITH SAND

TYPICAL SECTION

ALL NEW WORKS TO COMPLY WITH CURRENT L.A. REGULATIONS
NEW BATH, SHOWER, BIDET & WASH BASIN CONNECTED TO EXTG. SOIL V.P.
NEW WINDOWS & DOORS TO MATCH EXTG. IN WHITE U.P.V.C.
NEW BOILER IN EXTG POSITION TO SUPPLY EXTENDED CENTRAL HEATING AND NEW RADIATORS ETC.
KITCHEN UNITS TO BE AS REVISED LAYOUT
NEW ELECTRICAL INSTALLATION TO COMPLY WITH CURRENT N.I.C.E.I.C. AND REVISED LAYOUT
NEW FACE BRICKWORK TO MATCH EXTG. IN ALL ASPECTS
NEW ROOF TILING TO MATCH EXTG. IN ALL ASPECTS
NEW SOIL DRAINS CONNECTED TO EXTG. SYSTEM
NEW & RESITED R.W.P. CONNECTED TO EXTG. SYSTEM
100 MM. HEPSLEEVE PIPES LAID IN SINGLE TRENCH UNDERGROUND LAID TO 1:150 FALL WITH CONC. LINTELS OVER WHERE PASSING UNDER WALLS & FOUNDS

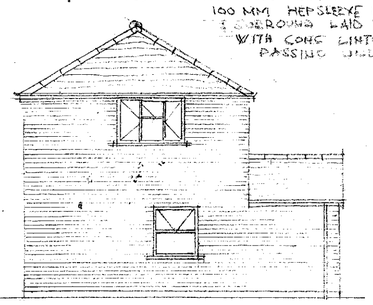

SIDE ELEVATION

SCALE 1:125

ALL DIMENSIONS TO BE CHECKED ON SITE AND CALCULATED FROM EXTG HOUSE REAR WALL

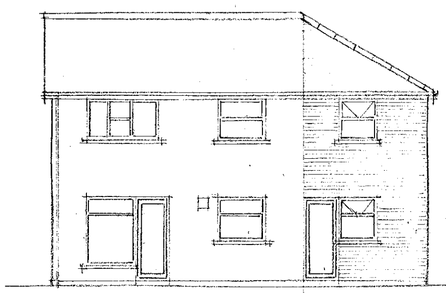

REAR ELEVATION

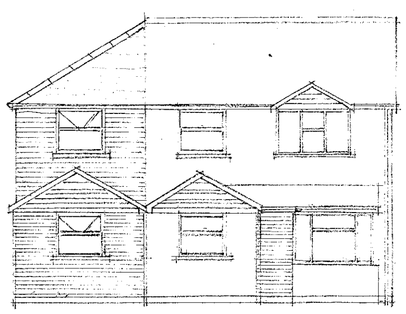

FRONT ELEVATION

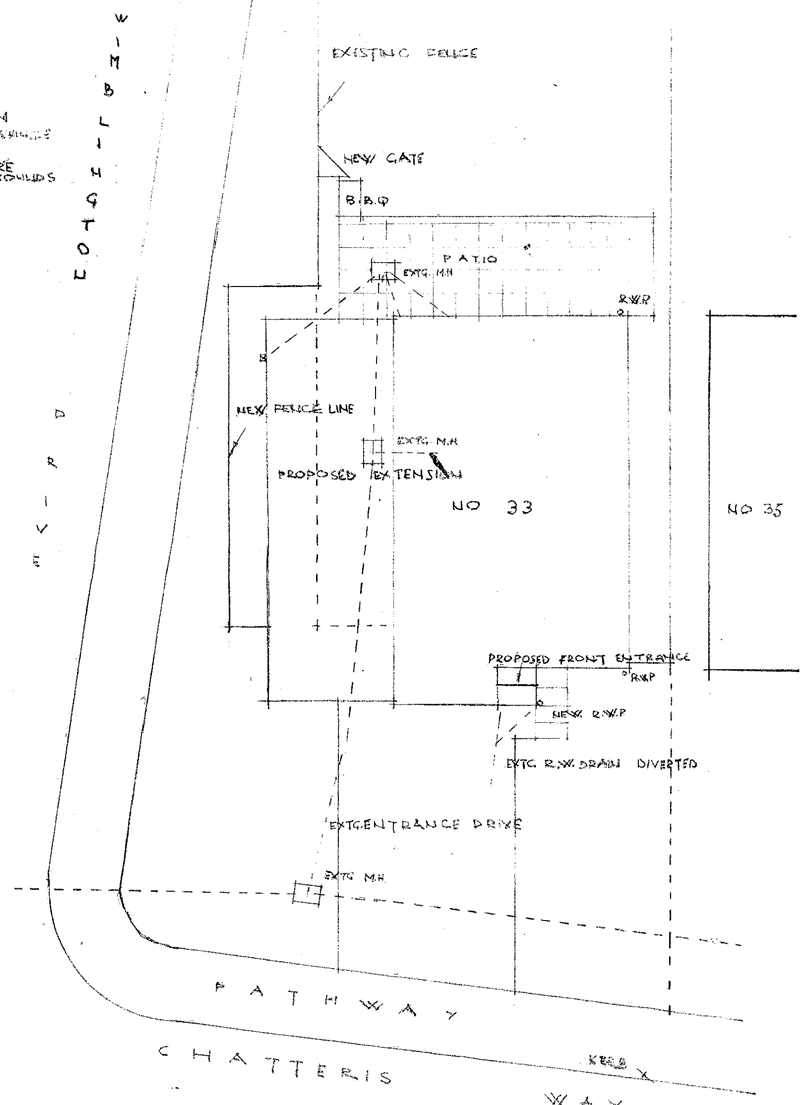

SITE PLAN SCALE 1:100

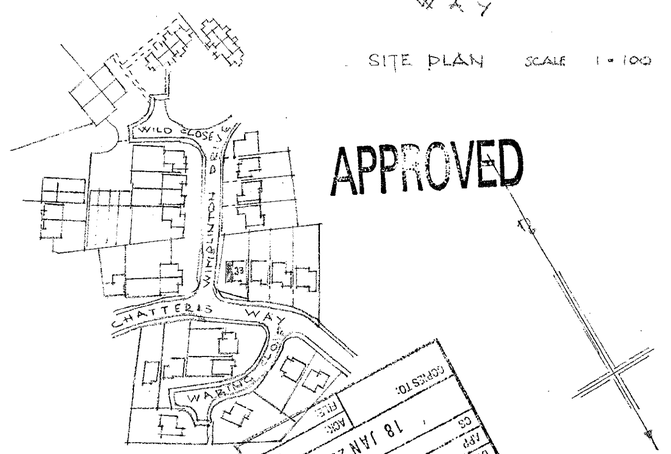

LOCATION SCALE 1:2500

REVISED PLAN
2823

ED 26/1/01



0 10 20 30 40 50 60 70 80 90 100

Notes
All dimensions must be checked on site and not scaled from this drawing

CROWN COPYRIGHT RESERVED
ROBIN BRADBEER LIMITED
Licence No: AL526414

13.NOV.2000* 2822

No.	Date	Revisions
A		

© Copyright

Robin Bradbeer Limited
Planning & Development Consultancy

Client
GREENACRES FARM LIMITED

Job Title
GREENACRES FARM
NINE MILE RIDE
FINCHAMPSTEAD

Drawing Title
LOCATION PLAN

Scale 1:2500

Date | Drawn by

Drg No 114/00/01 | Rev

B. P. GREGORY
PROPOSED EXTENSIONS, KITCHEN & BATHROOM ALTERATIONS
NO 33 CHATTERIS WAY, LOWER EARLEY

J.A. GREGORY 4 CHURCH VIEW, UPTON COURT ROAD, SLOUGH SL3 7LS
01753 596195

SCALES 1:50 NOVEMBER 2000

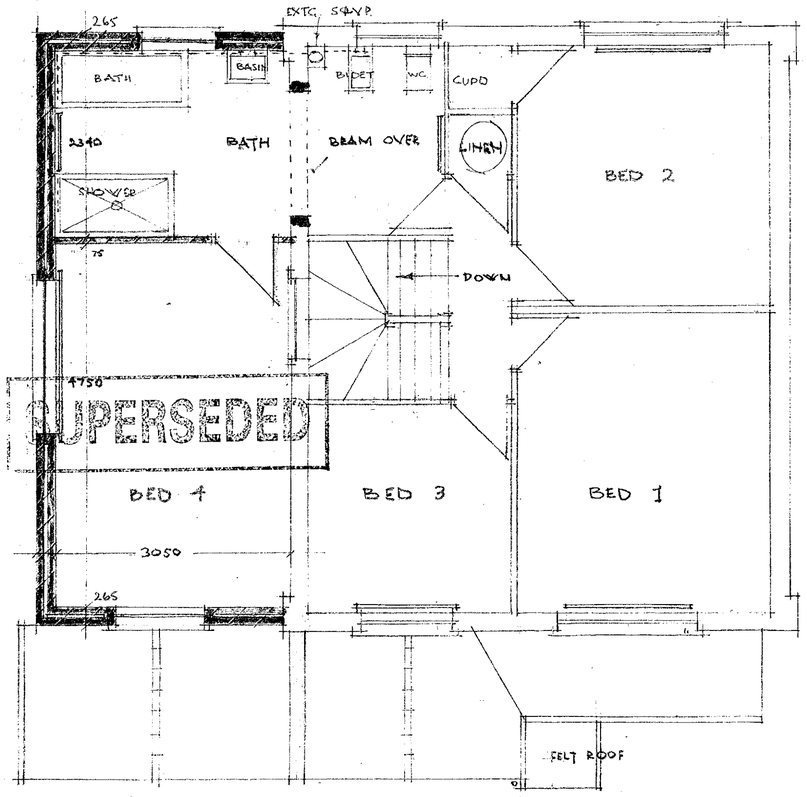

FIRST FLOOR PLAN

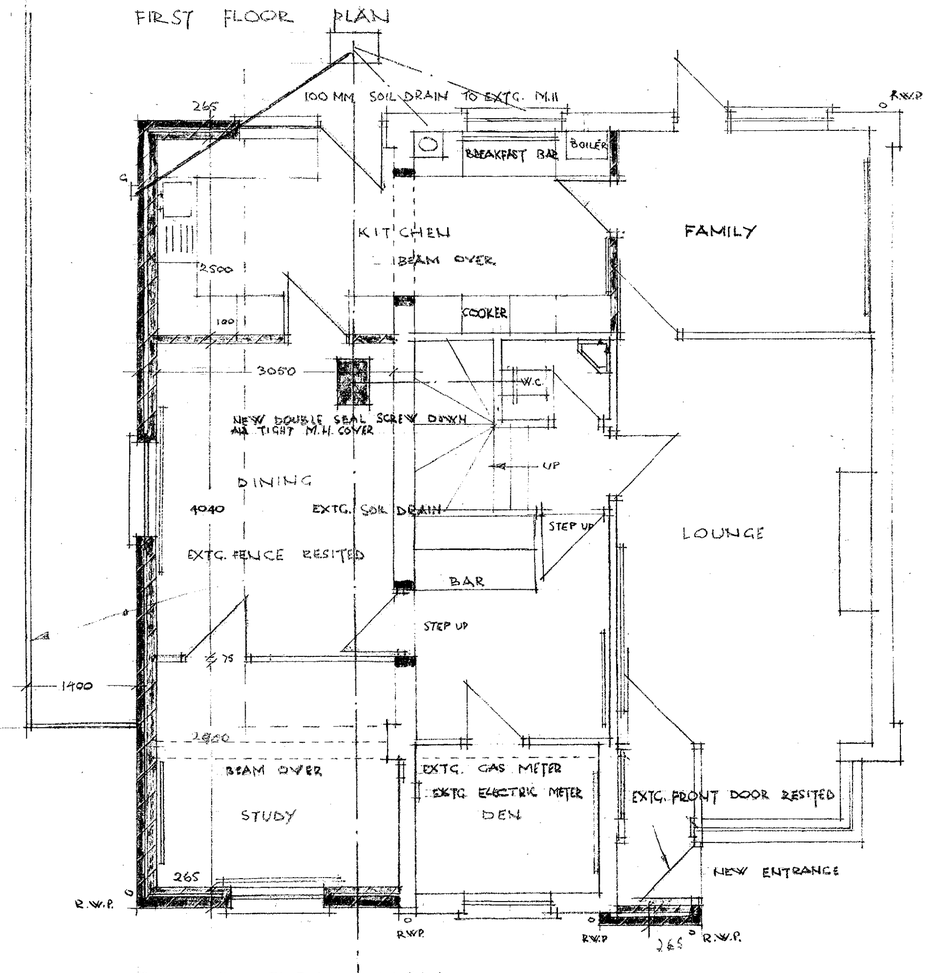

GROUND FLOOR PLAN

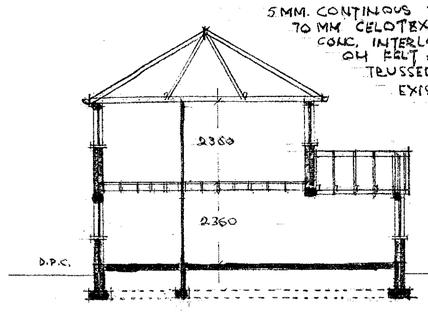

TYPICAL SECTION

5MM. CONTINOUS VENTILATION
70 MM CELOTEX INSULATION
CONC. INTERLOCKING TILES
ON FELT AND BATTENS
TRUSSED ROOF SECTIONS TO MATCH EXISTING AT 400 c/c
GUDEVALE BAFFLE VENTILATOR FIXED BETWEEN RAFTERS
100 x 50 MM S.W. WALL PLATE SECURED TO WALLS WITH
1200 x 30 x 5 MM ANCHOR STRAPS AT MAX 2 M CTRS
25 MM CONTINUOUS INSECT PROOF VENTILATION GAP AT EAVES
DAMCOR INSULATED VERTICAL D.P.C.'S TO ALL REVEALS
35 MM JABLITE INSULATION TO ALL WINDOW HEADS REVEALS & CILLS
103 MM FACING BRICKWORK TO MATCH EXISTING
100 MM CELCON BLOCK OR SIMILAR
50 MM ROCKWOOL CAVITY FILL INSULATION
CAVITY WALLS TIED TOGETHER WITH SS BUTTERFLY
WALL TIES AT MAX 450 MM CTRS HORIZONTALLY
450 MM. CTRS. VERTICALLY STAGGERED 225 MM
ON ALTERNATE COURSES, TIES DOUBLED
UP AROUND ALL OPENINGS
600 x 230 MIN CONC FOUNDS AT 1000 MM
BELOW GROUND LEVEL OR TO SUITE
SITE CONDITIONS
CAVITY FILLED WITH WEAK CONC. TO 225 MM. BELOW D.P.C.

50MM UPVC GUTTER TO MATCH EXTG.
800 x 25 MM S/W. FASCIA
5 MM EXTERIOR PLY SOFITE
220 x 25 MM S/W BARGEBOARD
12.5 MM PLASTERBOARD CEILINGS WITH JOINTS TAPED & FILLED SKIMMED WITH MIN 5MM GYPSUM PLASTER FINISH TO RECEIVE ARTEX FINISH
ANCHOR STRAPS TO BE PROVIDED PERPENDICULARLY TO ALL FLOOR & CEILING JOISTS, RAFTERS & VERTICALLY TO ALL WALL PLATES AT MAX. 2 M. CTRS.
170 x 50 S.W. JOISTS AT 400 MM c/c

50 MM SHARP SAND & CEMENT SCREED
100 MM CONCRETE FLOOR SLAB
HEAVY DUTY GAUGE POLYTHENE WATER PROOF MEMBRANE TUCKED INTO HORIZONTAL D.P.C. ON 300 MM. HARDCORE BLINDED WITH SAND

ALL NEW WORKS TO COMPLY WITH CURRENT L.A. REGULATIONS
NEW BATH, SHOWER, BIDET & WASH BASIN CONNECTED TO EXTG. S&V.P
NEW WINDOWS & DOORS TO MATCH EXTG. IN WHITE U.P.V.C.
NEW BOILER IN EXTG POSITION TO SUPPLY EXTENDED CENTRAL HEATING AND NEW SERVICES ETC.
KITCHEN UNITS TO BE AS REVISED LAYOUT
NEW ELECTRICAL INSTALLATION TO COMPLY WITH CURRENT N.I.C.E.I.C. AND REVISED LAYOUT
NEW FACE BRICKWORK TO MATCH EXTG. IN ALL ASPECTS
NEW ROOF TILING TO MATCH EXTG. IN ALL ASPECTS
NEW SOIL DRAINS CONNECTED TO EXTG. SYSTEM
NEW & RESITED R.W.P. CONNECTED TO EXTG. SYSTEM
100 MM HEPSLEEVE PIPES, BEDED IN SHINGLE
FOORROUNDS LAID TO 1:60 FALL
WITH CONC LINTELS OVER. WHERE PASSING UNDER WALLS & FOUNDS

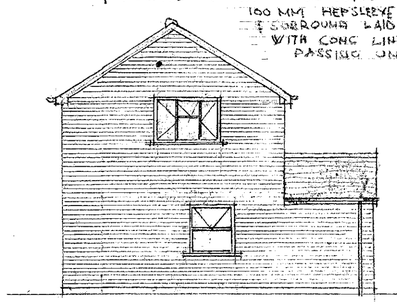

SIDE ELEVATION

SCALE 1:125

ALL DIMENSIONS TO BE CHECKED ON SITE AND CALCULATED FROM EXTG HOUSE REAR WALL

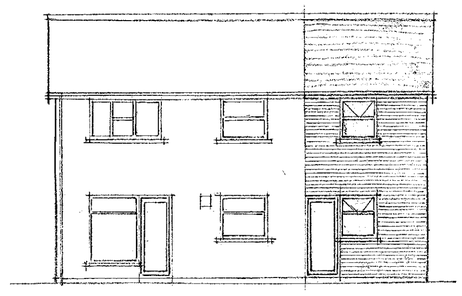

REAR ELEVATION



FRONT ELEVATION

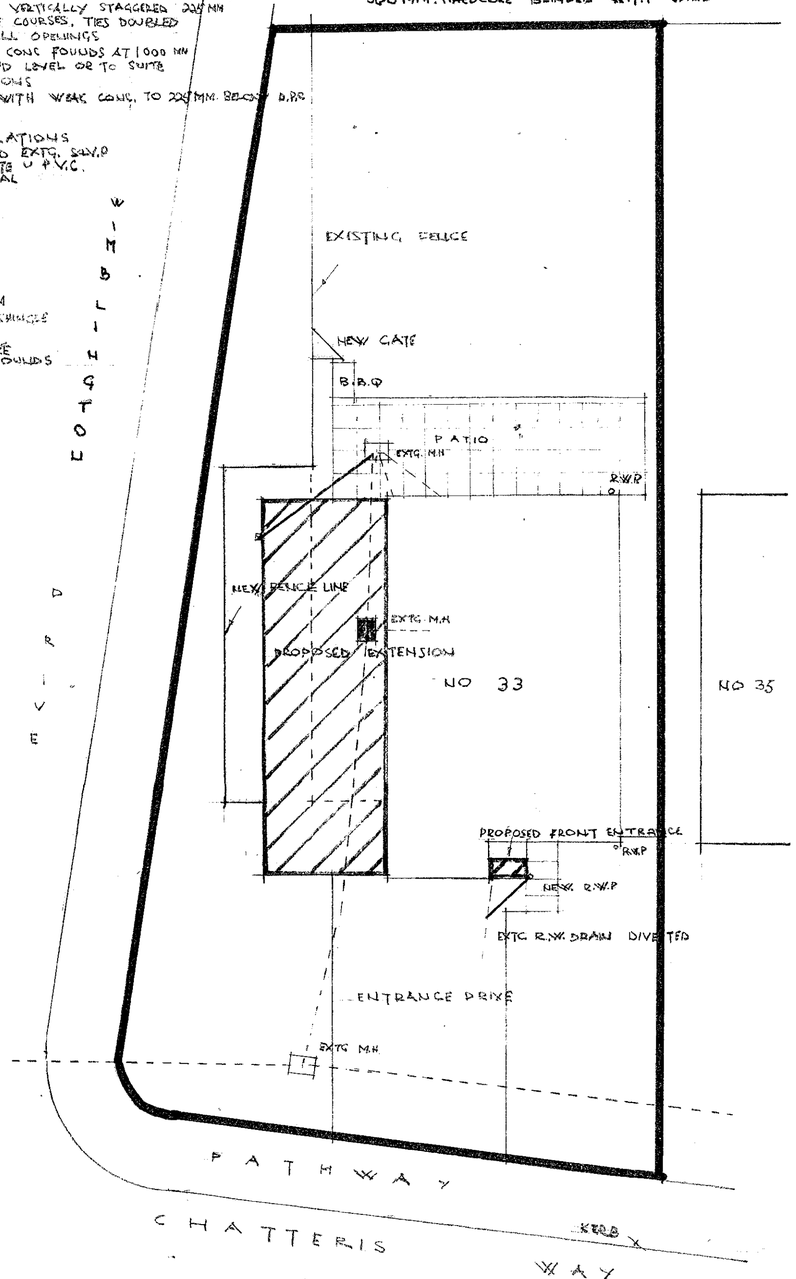

SITE PLAN SCALE 1 = 100

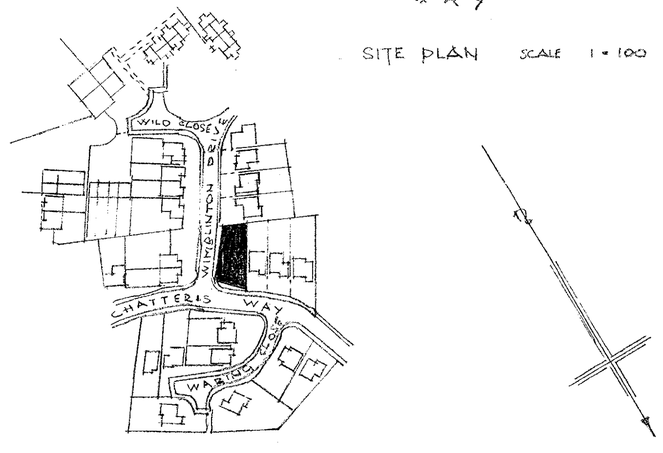

LOCATION SCALE 1/1250

E.787.