THIS DRAWING IS TO BE READ IN CONJUNCTION WITH THE Q.S. SCOPE OF WORKS AND ARCADIA MATERIAL SPECIFICATION AND STANDARD DETAIL MANUAL

NEW MILD STEEL STUD PARTITIONING CONSISTING OF 70 MM METAL STUDS AT MAXIMUM 600 MM CENTRES FACED BOTH SIDES WITH ONE LAYER OF 12.7 MM PLASTERBOARD SCRIMMED AND TAPED JOINTS TO RECEIVE DECORATION PROVIDING MINIMUM 1/2 HR FIRE RESISTANCE AND MINIMUM CLASS 1 SPREAD OF FLAME.

NON-FIRE RATED STUD PARTITIONING

REMOVE PARTITIONS INDICATED BY DOTTED LINE.

FD30S SC NEW 1/2 HR FIRE RESISTING DOORS SELF CLOSING TO LATCH ON 25 MM x 35 MM S.W. DOOR STOPS AND SMOKE SEALS.

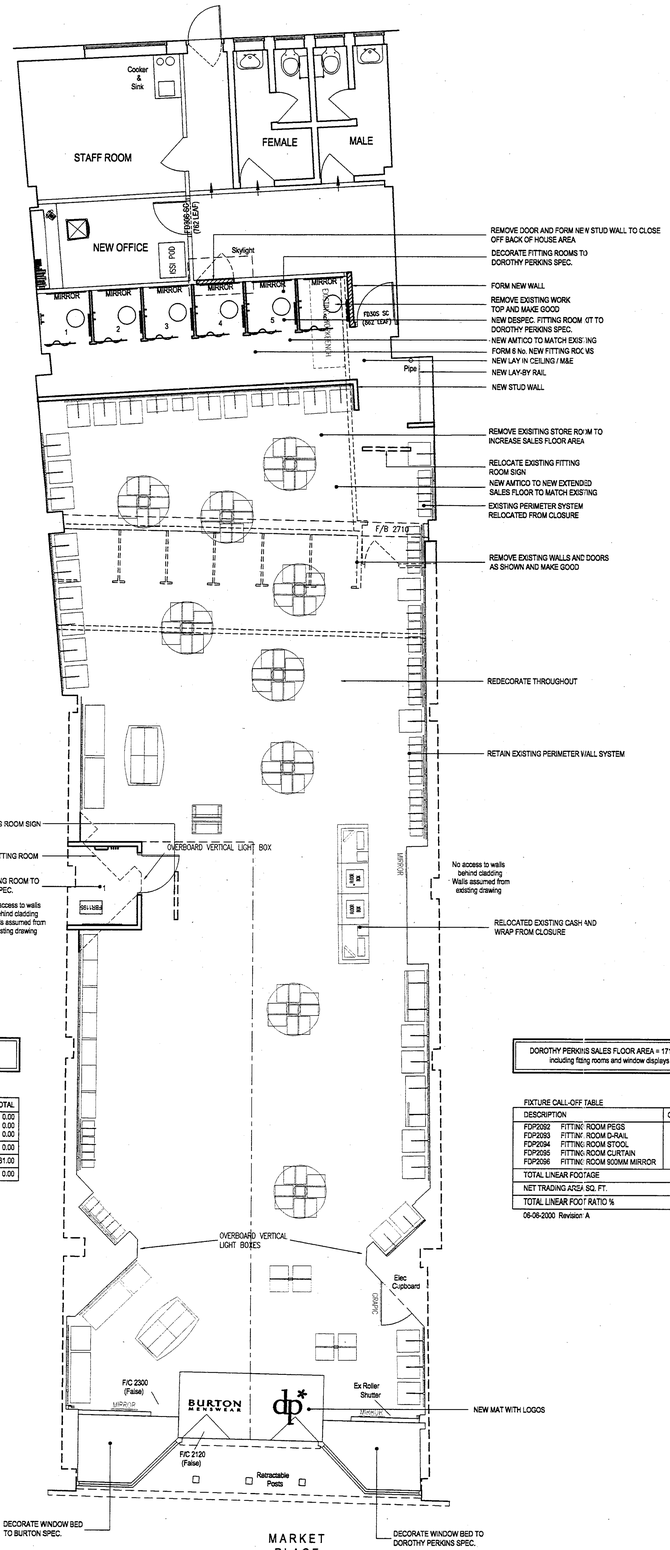



FRONT ELEVATION

BURTON SALES FLOOR AREA = 581 sq ft
including fitting rooms and window displays

FIXTURE CALL-OFF TABLE

DESCRIPTION		QTY	LIN FT	TOTAL
FBR1198	SHOE / FITTING ROOM STOOL	1	0	0.00
FBR1282	FITTING ROOM HOOKS & D-RAIL	1	0	0.00
FBR1284	FITTING ROOM MIRROR 900MM	1	0	0.00
TOTAL LINEAR FOOTAGE				0.00
NET TRADING AREA SQ. FT.				581.00
TOTAL LINEAR FOOT RATIO %				0.00

05-06-2000 Revision: A

DOROTHY PERKINS SALES FLOOR AREA = 1710 sq ft
including fitting rooms and window displays

FIXTURE CALL-OFF TABLE

DESCRIPTION		QTY	LIN FT	TOTAL
FDP2092	FITTING ROOM PEGS	6	0	0.00
FDP2093	FITTING ROOM D-RAIL	6	0	0.00
FDP2094	FITTING ROOM STOOL	6	0	0.00
FDP2095	FITTING ROOM CURTAIN	6	0	0.00
FDP2096	FITTING ROOM 900MM MIRROR	6	0	0.00
TOTAL LINEAR FOOTAGE				0.00
NET TRADING AREA SQ. FT.				1710.00
TOTAL LINEAR FOOT RATIO %				0.00

06-06-2000 Revision: A

ABBREVIATIONS
F/C Floor to Ceiling Height
F/L Floor to Beam Height
F/D Floor to Duct Height

GROUND FLOOR SALES AREA = 2291 sq ft
INCLUDING FITTING ROOMS AND WINDOW DISPLAYS

GENERAL NOTES

NOTE: This drawing to be read in conjunction with standard details and specifications.
All dimensions to be verified on site.
All works to comply with current building regulations.

DRAWING STATUS - L1

Retail P.M.	Type
D.VICKERS/C.HOLMES	DP INTRO INTO EX BR
Design P.M.	**Date briefed**
C.BROWNE/ P.BEE	.....

SIGN OFF BOX

	Approved By	Date
Design	.....	.....
Brand	.....	.....
Region	.....	.....

Checked By

CAD	DATE	DESIGN	DATE

ISSUE	REVISION	INIT	DATE
A	L1 - FEASIBILITY SCHEME INDICATED	CRS	060600

This drawing is the property of Arcadia Group plc Copyright is reserved. The drawing is issued on the condition that it is not copied, reproduced, retained or disclosed to any unauthorised person, either wholly or in part.

Arcadia Group plc
STORE DEVELOPMENT
UK HOUSE, 180 OXFORD ST, LONDON W1N 9BJ
TELEPHONE 0171 636 8040 FAX 0171 927 3678

Prepared by

dorothy perkins
BURTON MENSWEAR

Project
9 - 10 MARKET PLACE
WOKINGHAM

Title
GROUND FLOOP LAYOUT AND ELEVATION AS PROPOSED

Drawn By	CRS	Frame size	A0
Scale	1:50	Date	06 JUNE 2000

CAD Ref No. TOWN_WOKINGHAM_0000\LAG

Drawing No. 012

Revision A

05.JUN.2000 17:11

SCALE 1:50
0 1 2 3 4 5 6m

THIS DRAWING IS TO BE READ IN CONJUNCTION WITH THE O.S. SCOPE OF WORKS AND ARCADIA MATERIAL SPECIFICATION AND STANDARD DETAIL MANUAL

NEW MILD STEEL STUD PARTITIONING CONSISTING OF 70 MM METAL STUDS AT MAXIMUM 600 MM CENTRES FACED BOTH SIDES WITH ONE LAYER OF 12.7 MM PLASTERBOARD SCRIMMED AND TAPED JOINTS TO RECEIVE DECORATION PROVIDING MINIMUM 1/2 HR FIRE RESISTANCE AND MINIMUM CLASS 1 SPREAD OF FLAME.

NON-FIRE RATED STUD PARTITIONING

REMOVE PARTITIONS INDICATED BY DOTTED LINE.

FD30S SC NEW 1/2 HR FIRE RESISTING DOORS SELF CLOSING TO LATCH ON 25 MM x 35 MM S.W. DOOR STOPS AND SMOKE SEALS.

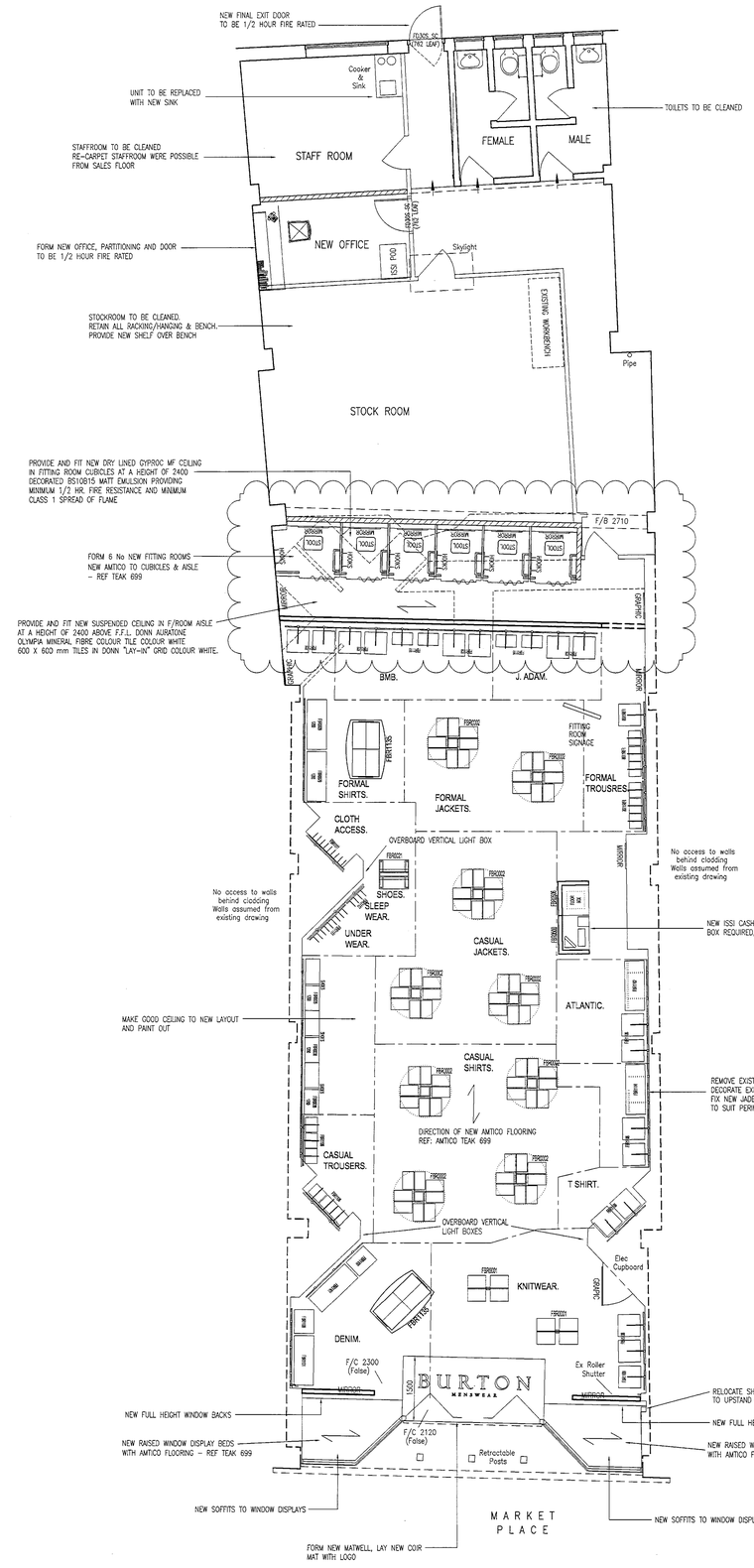

GROUND FLOOR SALES AREA = 1688sq ft

INCLUDING FITTING ROOMS AND WINDOW DISPLAYS



FRONT ELEVATION

FIXTURE CALL-OFF TABLE

DESCRIPTION		QTY	LIN FT	TOTAL
FBR0001	2 WAY FLOOR SYSTEM FIXTURE	2	4	8.00
FBR0002	4 WAY FLOOR SYSTEM FIXTURE	9	8	72.00
FBR0021	FLOOR ACCESSORY FIXTURE	1	4	4.00
FBR0029	SHIRT/TIE FIXTURE 1010MM	2	4	8.00
FBR0038	SHOE FIXTURE 1200MM	3	8	24.00
FBR2500	LEFT HAND CASH (ISSI)	1	0	0.00
FBR2506	RIGHT HAND WRAP (ISSI)	1	0	0.00
FBR1100	600MM SHELF BAY	2	4	8.00
FBR1101	1200MM SHELF BAY	2	8	16.00
FBR1102	1200MM STRAIGHT & SIDE BAY	1	8	8.00
FBR1106	1200MM TRIPLE TROUSER BAY (X2)	4	8	32.00
FBR1108	1200MM STRAIGHT ARM BAY	8	8	64.00
FBR1109	600MM STRAIGHT ARM BAY	2	4	8.00
FBR1111	1200MM ACCESSORIES BAY	2	8	16.00
FBR1112	600MM ACCESSORIES BAY	1	4	4.00
FBR1114	1200MM SHELF T & STRAIGHT ARM BAY	1	8	8.00
FBR1116	1200MM STRAIGHT & RAKED ARM BAY	2	8	16.00
FBR1135	MIDFLOOR SHIRT GONDOLA	2	40	80.00
TOTAL LINEAR FOOTAGE				378.00
NET TRADING AREA SQ. FT.				1688.00
TOTAL LINEAR FOOT RATIO %				22.27

1544 27-08-1998

SEASONAL WEAR
SMALL STORE PACK (UP TO 2500SQ FT)

3 No. BURTON SHOE SEATS REQ.

9/10 MARKET PLACE, WOKINGHAM
by PLOWMAN CRAVEN & ASSOCIATES, HARPENDEN
SCALE 1:50 DRAWING NO.6363/31–1
SURVEYED MAY 1998 CHECKED:CDS DATE:06/03/98

ABBREVIATIONS
F/C Floor to Ceiling Height
F/L Floor to Beam Height
F/D Floor to Duct Height

GENERAL NOTES

NOTE: This drawing to be read in conjunction with standard details and specifications.
All dimensions to be verified on site.
All works to comply with current building regulations.

Checked By

CAD	DATE	DESIGN	DATE

ISSUE	REVISION	INIT	DATE
C	PROJECTING SIGN SIZE AMENDED – PARKING RESTRAINT	SPR	07OCT98
B	FITTING ROOM AREA AMENDED		
A	FIXTURE CODES ADDED	AS	27AUG98
0	1st ISSUE FOLLOWING SOW.	SPR	06AUG98

This drawing is the property of Arcadia Group plc Copyright is reserved. The drawing is issued on the condition that it is not copied, reproduced, retained or disclosed to any unauthorised person, either wholly or in part.

Arcadia Group plc
STORE DEVELOPMENT
UK HOUSE, 180 OXFORD ST, LONDON W1N 9BJ
TELEPHONE 0171 636 8040 FAX 0171 927 3878

BURTON MENSWEAR

Project
9–10, MARKET PLACE
WOKINGHAM

Title
GROUND FLOOR PLAN AND ELEVATION AS ~~PROPOSED~~ EXISTING.

Drawn By SPR

Scale	Date
1:50	AUG 1998

CAD Ref No. TOWN/WOKINGHAM/0890/LAG

Revision C

Drawing No. 0890–012

05 JUL 2000*

1511

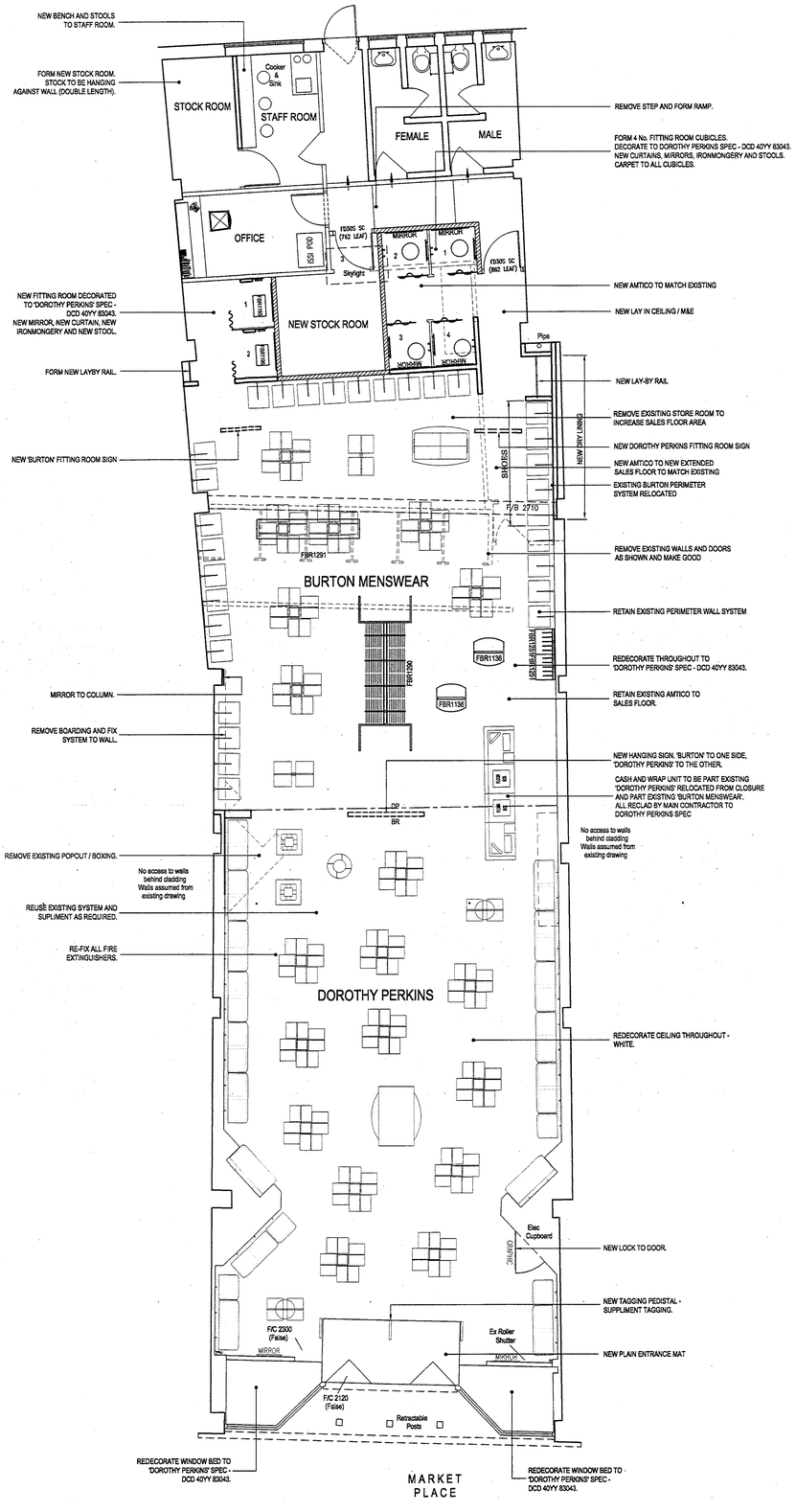

ABBREVIATIONS
F/C Floor to Ceiling Height
F/L Floor to Beam Height
F/D Floor to Duct Height

BURTON MENSWEAR
GROUND FLOOR SALES AREA = 959 sq ft
INCLUDING FITTING ROOMS AND WINDOW DISPLAYS

DOROTHY PERKINS
GROUND FLOOR SALES AREA = 1275 sq ft
INCLUDING FITTING ROOMS AND WINDOW DISPLAYS

GROUND FLOOR SALES AREA = 2284 sq ft
INCLUDING FITTING ROOMS AND WINDOW DISPLAYS



FRONT ELEVATION

THIS DRAWING IS TO BE READ IN CONJUNCTION WITH THE Q.S. SCOPE OF WORKS AND ARCADIA MATERIAL SPECIFICATION AND STANDARD DETAIL MANUAL

NEW MILD STEEL STUD PARTITIONING CONSISTING OF 70 MM METAL STUDS AT MAXIMUM 600 MM CENTRES FACED BOTH SIDES WITH ONE LAYER OF 12.7 MM PLASTERBOARD SCRIMMED AND TAPED JOINTS TO RECEIVE DECORATION PROVIDING MINIMUM 1/2 HR FIRE RESISTANCE AND MINIMUM CLASS 1 SPREAD OF FLAME.

NON-FIRE RATED STUD PARTITIONING

REMOVE PARTITIONS INDICATED BY DOTTED LINE.

FD30S SC — NEW 1/2 HR FIRE RESISTING DOORS SELF CLOSING TO LATCH ON 26 MM x 55 MM S.W. DOOR STOPS AND SMOKE SEALS.

CONSULTING SERVICES DEPT
24 AUG 2000
COPIES TO: ADK: FILE:

EXISTING FIXTURES - BURTONS

FIXTURE CALL-OFF TABLE

DESCRIPTION	QTY
4 - WAYS	7
2 - WAYS	2
SHIRT GONDOLA	1

EXISTING D.P. FIXTURES TO BE RELOCATED

FIXTURE CALL-OFF TABLE

DESCRIPTION	QTY
4-WAYS	12
2-WAYS	2
DENIM TABLE	1
ACCESSORY TOWER	2
KNICKER TOWER	1

NEW BURTON FIXTURES

LINEAR CALCULATIONS

'BURTON MENSWEAR' = 249 Lin. ft.
TOTAL CONVERSION = 26 %.

FIXTURE CALL-OFF TABLE

DESCRIPTION		QTY	LIN FT	TOTAL
FBR1136	MID FLOOR ACCESSORIES UNIT	2	4	8.00
FBR1195	SHOE / FITTING ROOM STOOL	2	0	0.00
FBR1251	600MM ACCESSORY BAY LOW COST	2	4	8.00
FBR1282	FITTING ROOM HOOKS & D-RAIL	2	0	0.00
FBR1283	FITTING ROOM CURTAIN	2	0	0.00
FBR1284	FITTING ROOM MIRROR 900MM	2	0	0.00
TOTAL LINEAR FOOTAGE				16.00
NET TRADING AREA SQ. FT.				959.00
TOTAL LINEAR FOOT RATIO %				1.67

17-08-2000 Revision: C

NEW DOROTHY PERKINS FIXTURES

LINEAR CALCULATIONS

'DOROTHY PERKINS' = 207 Lin. ft.
TOTAL CONVERSION = 16 %.

FIXTURE CALL-OFF TABLE

DESCRIPTION		QTY	LIN FT	TOTAL
FDP2092	FITTING ROOM PEGS	4	0	0.00
FDP2093	FITTING ROOM D-RAIL	4	0	0.00
FDP2094	FITTING ROOM STOOL	4	0	0.00
FDP2095	FITTING ROOM CURTAIN	4	0	0.00
FDP2096	FITTING ROOM 900MM MIRROR	4	0	0.00
TOTAL LINEAR FOOTAGE				0.00
NET TRADING AREA SQ. FT.				1275.00
TOTAL LINEAR FOOT RATIO %				0.00

24-07-2000 Revision: C

REVISED PLAN

SCALE 1:50

GENERAL NOTES

NOTE: This drawing to be read in conjunction with standard details and specifications.
All dimensions to be verified on site.
All works to comply with current building regulations.

DRAWING STATUS - L3

Retail P.M.	Type
D.VICKERS/C.HOLMES	DP INTRO INTO EX BR
Design P.M.	Date briefed
C.BROWNE/ P.BEE	.....

SIGN OFF BOX

	Approved By	Date
Design	.....	.....
Brand	.....	.....
Region	.....	.....

Checked By

CAD	DATE	DESIGN	DATE

C	L3 - SPANC COMMENTS ADDED	SPR	170800
B	L1 - SCOPE OF WORKS AMENDMENTS	PTS	260700
A	L1 - FEASABILITY SCHEME INDICATED	CRB	060000
ISSUE	REVISION	INIT	DATE

This drawing is the property of Arcadia Group plc Copyright is reserved. The drawing is issued on the condition that it is not copied, reproduced, retained or disclosed to any unauthorised person, either wholly or in part.

Arcadia Group plc
STORE DEVELOPMENT
UK HOUSE, 180 OXFORD ST. LONDON W1N 9BJ
TELEPHONE 0171 636 8040 FAX 0171 927 3678

Prepared by

dorothy perkins
BURTON MENSWEAR

Project
9 - 10 MARKET PLACE
WOKINGHAM

Title
GROUND FLOOP LAYOUT AND ELEVATION PROPOSED

Drawn By	Frame size
"CRS"	A0

Scale	Date
1:50	06 JUNE 2000

CAD Ref No.

Drawing No.
012

Revision
C

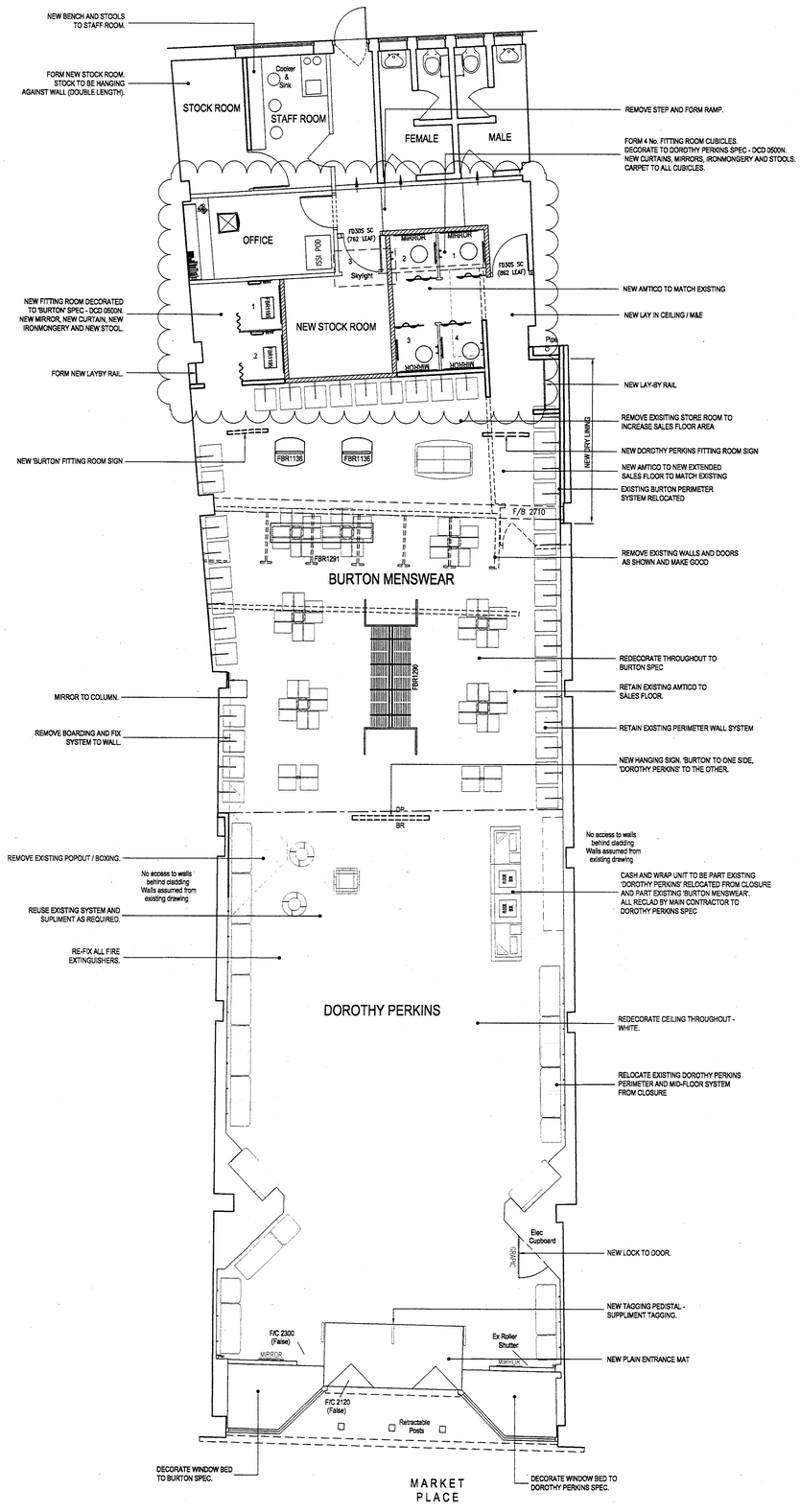

THIS DRAWING IS TO BE READ IN CONJUNCTION WITH THE G.S. SCOPE OF WORKS AND ARCADIA MATERIAL SPECIFICATION AND STANDARD DETAIL MANUAL

NEW MILD STEEL STUD PARTITIONING CONSISTING OF 70 MM METAL STUDS AT MAXIMUM 600 MM CENTRES FACED BOTH SIDES WITH ONE LAYER OF 12.7 MM PLASTERBOARD SCRIMMED AND TAPED JOINTS TO RECEIVE DECORATION PROVIDING MINIMUM 1/2 HR FIRE RESISTANCE AND MINIMUM CLASS 1 SPREAD OF FLAME.

NON-FIRE RATED STUD PARTITIONING

REMOVE PARTITIONS INDICATED BY DOTTED LINE.

FD30S SC NEW 1/2 HR FIRE RESISTING DOORS SELF CLOSING TO LATCH ON 25 MM x 35 MM S.W. DOOR STOPS AND SMOKE SEALS.

ABBREVIATIONS
F/C Floor to Ceiling Height
F/L Floor to Beam Height
F/D Floor to Duct Height

BURTON MENSWEAR
GROUND FLOOR SALES AREA = 959 sq ft
INCLUDING FITTING ROOMS AND WINDOW DISPLAYS

DOROTHY PERKINS
GROUND FLOOR SALES AREA = 1275 sq ft
INCLUDING FITTING ROOMS AND WINDOW DISPLAYS

GROUND FLOOR SALES AREA = 2284 sq ft
INCLUDING FITTING ROOMS AND WINDOW DISPLAYS



FRONT ELEVATION

EXISTING FIXTURES - BURTONS

FIXTURE CALL-OFF TABLE

DESCRIPTION	QTY
4 - WAYS	11
2 - WAYS	2
SHIRT GONDOLA	1
TABLE	2

EXISTING D.P. FIXTURES - TO BE RELOCATED

FIXTURE CALL-OFF TABLE

DESCRIPTION	QTY
KNICKER TOWER	2
SUNGLASSES STAND	1

NEW BURTON FIXTURES

FIXTURE CALL-OFF TABLE

DESCRIPTION		QTY	LIN FT	TOTAL
FBR1136	MID FLOOR ACCESSORIES UNIT	2	4	8.00
FBR1195	SHOE / FITTING ROOM STOOL	2	0	0.00
FBR1282	FITTING ROOM HOOKS & D-RAIL	2	0	0.00
FBR1283	FITTING ROOM CURTAIN	2	0	0.00
FBR1284	FITTING ROOM MIRROR 900MM	2	0	0.00
FBR1290	FREE STANDING 4 BAY WALL UNIT	1	40	40.00
FBR1291	CLOAK FIXTURE FOR TWO 4-WAY STANDS	1	0	0.00
TOTAL LINEAR FOOTAGE				48.00
NET TRADING AREA SQ. FT.				959.00
TOTAL LINEAR FOOT RATIO %				5.01

25-07-2000 Revision: B

NEW DOROTHY PERKINS FIXTURES

FIXTURE CALL-OFF TABLE

DESCRIPTION		QTY	LIN FT	TOTAL
FDP2092	FITTING ROOM PEGS	4	0	0.00
FDP2093	FITTING ROOM D-RAIL	4	0	0.00
FDP2094	FITTING ROOM STOOL	4	0	0.00
FDP2095	FITTING ROOM CURTAIN	4	0	0.00
FDP2096	FITTING ROOM 900MM MIRROR	4	0	0.00
TOTAL LINEAR FOOTAGE				0.00
NET TRADING AREA SQ. FT.				1275.00
TOTAL LINEAR FOOT RATIO %				0.00

25-07-2000 Revision: B

GENERAL NOTES

NOTE: This drawing to be read in conjunction with standard details and specifications.
All dimensions to be verified on site.
All works to comply with current building regulations.

DRG STATUS - L1 S.O.W.

Retail P.M.	Type
D.VICKERS/C.HOLMES	DP INTRO INTO EX BR
Design P.M.	Date briefed
C.BROWNE/ P.BEE	.....

SIGN OFF BOX

	Approved By	Date
Design	.....	.....
Brand	.....	.....
Region	.....	.....

Checked By

CAD	DATE	DESIGN	DATE

ISSUE	REVISION	INIT	DATE
B	L1 - SCOPE OF WORKS AMENDMENTS WITH BRAND REJIG!!	PTG	25/7/00
A	L1 - FEASIBILITY SCHEME INDICATED.	CKB	28/6/00

PLANNING SERVICES: FOL, FOL, DPA, CS — 02 AUG 2000 — ACK, FILE — DOMES TO:

This drawing is the property of Arcadia Group plc Copyright is reserved. The drawing is issued on the condition that it is not copied, reproduced, retained or disclosed to any unauthorised person, either wholly or in part.

Arcadia Group plc
STORE DEVELOPMENT
UK HOUSE, 180 OXFORD ST, LONDON W1N 9BJ
TELEPHONE 0171 636 8040 FAX 0171 927 3679

Prepared by

dorothy perkins
BURTON MENSWEAR

Project
9 - 10 MARKET PLACE
WOKINGHAM

Title
GROUND FLOOP LAYOUT AND ELEVATION AS PROPOSED

Drawn By	CRS	Frame size	A0
Scale	1:50	Date	06 JUNE 2000

CAD Ref No. TOTDY_WOKINGHAM_0000P_L.dwg

Drawing No. 012

Revision B

SCALE 1:50
0 1 2 3 4 5 6m