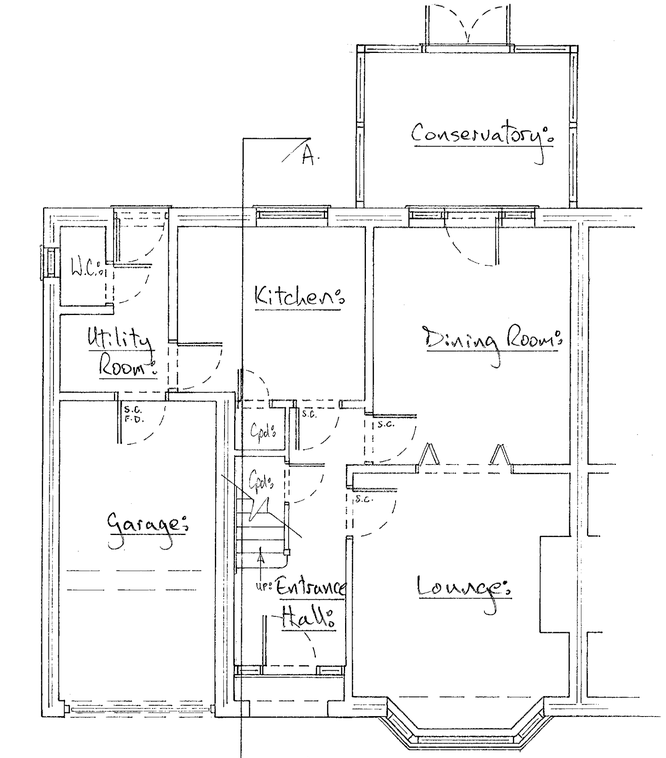

GROUND FLOOR PLAN.

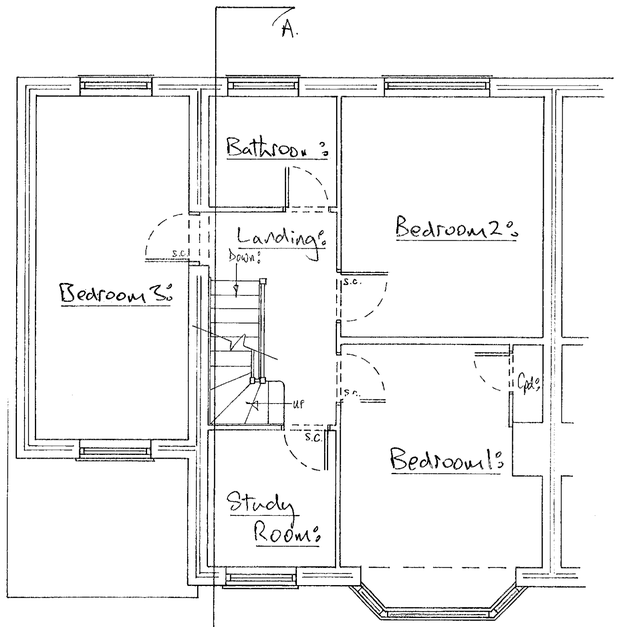

FIRST FLOOR PLAN.

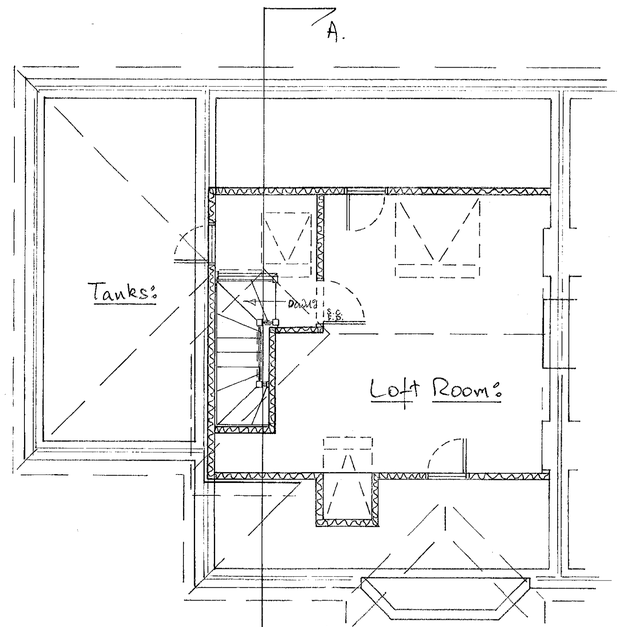

LOFT FLOOR PLAN.

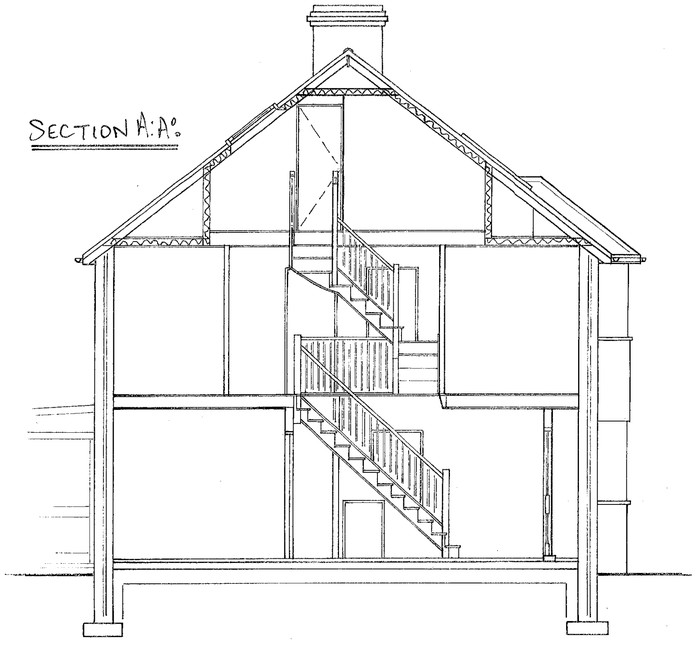

SECTION A:A.

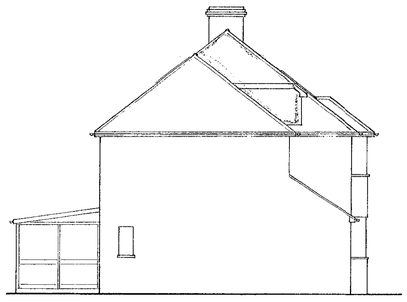

End Elevation.
(1:100)

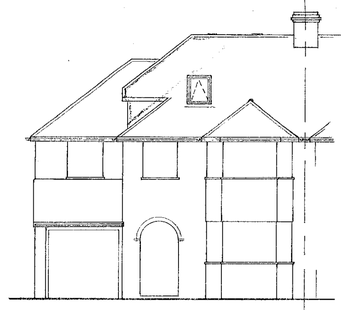

Front Elevation.

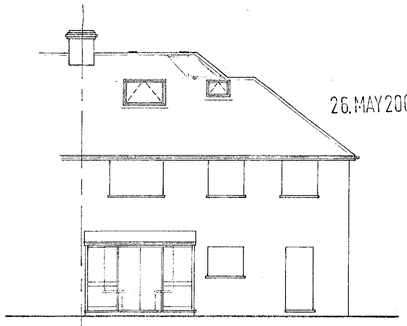

Rear Elevation.

26.MAY2000* 1606

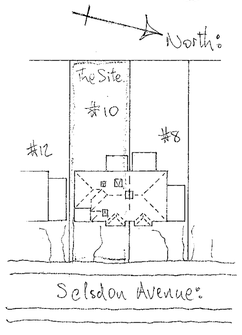

Block Plan.
(1:500)

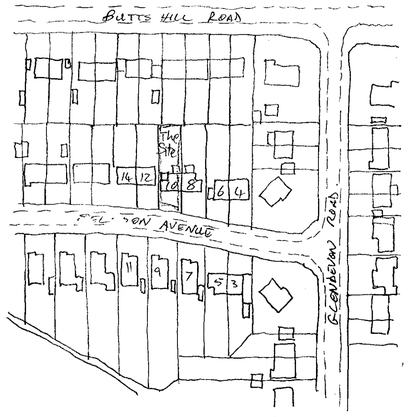

Location Plan.
(1:1250)

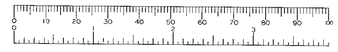

NOTES:

NEW DORMER CONSTRUCTION:

A new dormer is to be constructed on the existing side hip slope. It is to be a hipped roof dormer with roof pitches identical to those already existing on the roof. External finishes are to be of plain tiles matching those already existing elsewhere on the roof. This will be the same for both the vertical walls and on the sloping pitches. The dormer would be constructed between the original hip roof of the house and the additional pitched roof over the side extension. Flashings are to be of sheet lead. The window and the fascia and soffit are all to be of white uPVC matching those already existing elsewhere in the house. The new guttering, rain water pipes and soil vent pipe are all to be of black plastic as the existing. Roof windows are to be Velux installed to manufacturer's specifications.

A		
	Date	Revisions

© Copyright

THE LOFT CONVERSION COMPANY (RDG).

0118 945 3469.

Client
Mr.& Mrs. D. Warby.

Job Title
Planning Department.
Plans. Elevations.
Section. Block.
Location. Notes.

Drawing Title
Loft Conversion with side dormer @ 10 Selsdon Avenue, Woodley, Reading.

Scale 1:50 1:100 1:500 1:250

Date 15-5-00 Drawn By RJL.

Drg. No. 0046-283 Rev.

A PRODUCT OF THE UNO RANGE - ARCHITECT CAT No. 7311

594 x 841mm A1

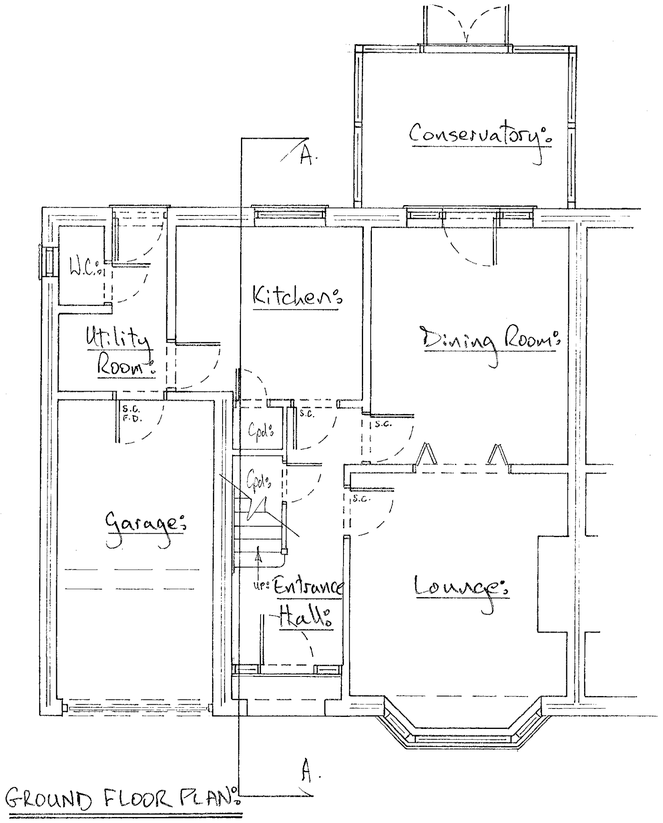

GROUND FLOOR PLAN:

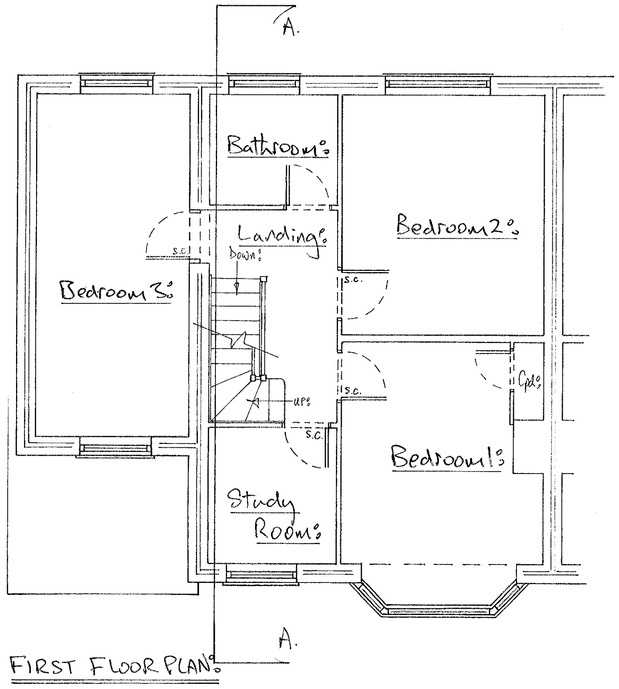

FIRST FLOOR PLAN:

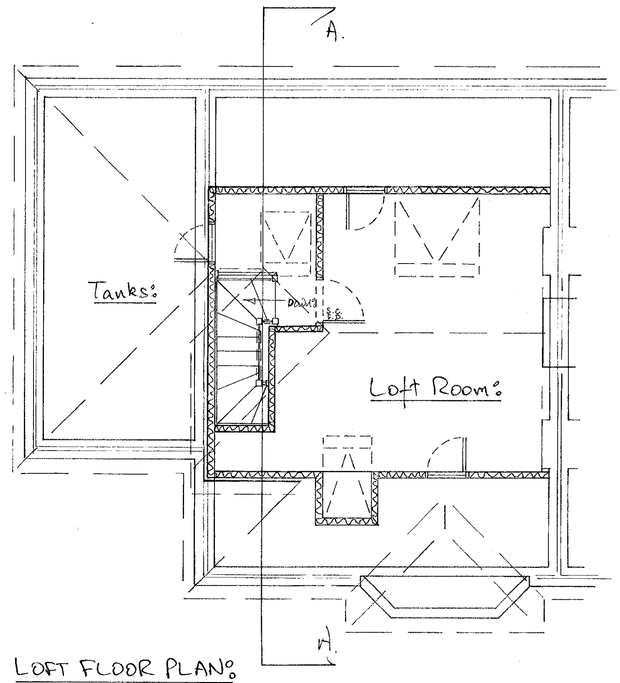

LOFT FLOOR PLAN:

SECTION A:A:

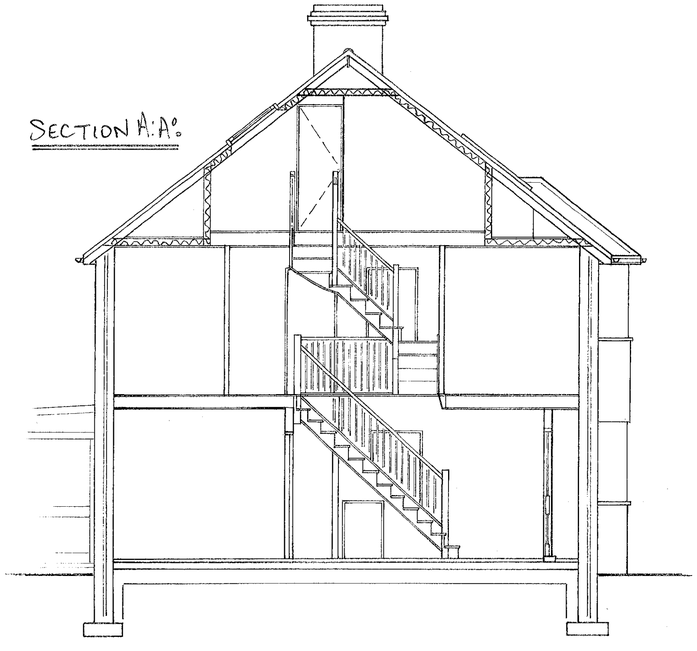

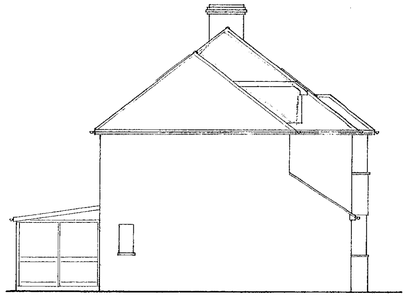

End Elevation:
(1:100)

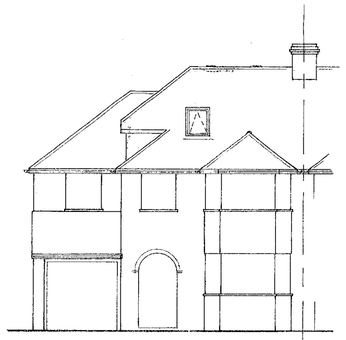

Front Elevation:

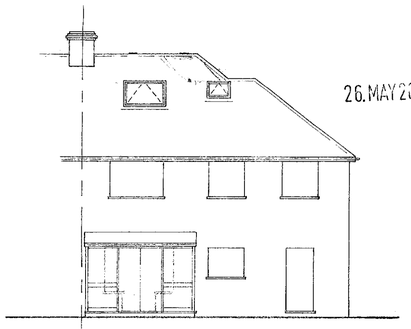

Rear Elevation:

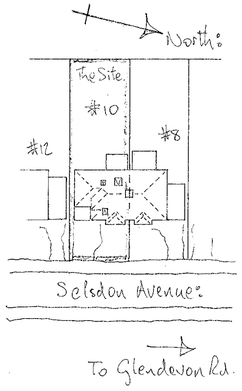

Block Plan:
(1:500)

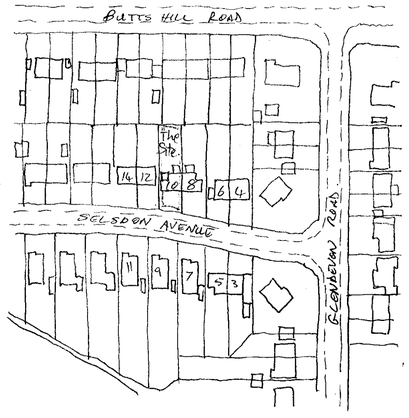

Location Plan:
(1:1250)



REFUSED

NOTES:

NEW DORMER CONSTRUCTION:

A new dormer is to be constructed on the existing side hip slope. It is to be a hipped roof dormer with roof pitches identical to those already existing on the roof. External finishes are to be of plain tiles matching those already existing elsewhere on the roof. This will be the same for both the vertical walls and on the sloping pitches. The dormer would be constructed between the original hip roof of the house and the additional pitched roof over the side extension. Flashings are to be of sheet lead. The window and the fascia and soffit are all to be of white uPVC matching those already existing elsewhere in the house. The new guttering, rain water pipes and soil vent pipe are all to be of black plastic as the existing. Roof windows are to be Velux installed to manufacturer's specifications.

A	Date	Revisions

© Copyright

26.MAY2000* 1606

THE LOFT CONVERSION COMPANY (RDG):

0118 945 3469.

Client: Mr. & Mrs. D. Warby:

Job Title: Planning Department: Plans: Elevations: Section: Block: Location: Notes:

Drawing Title: Loft Conversion with side dormer @ 10 Selsdon Avenue, Woodley, Reading.

Scale: 1:50 1:100 1:500 1:1250

Date: 15-5-00 Drawn By:

Drg. No.: 0046-283 Rev.:

A PRODUCT OF THE UNO RANGE - ARCHITECT CAT. No. 7311

594 x 841mm A1