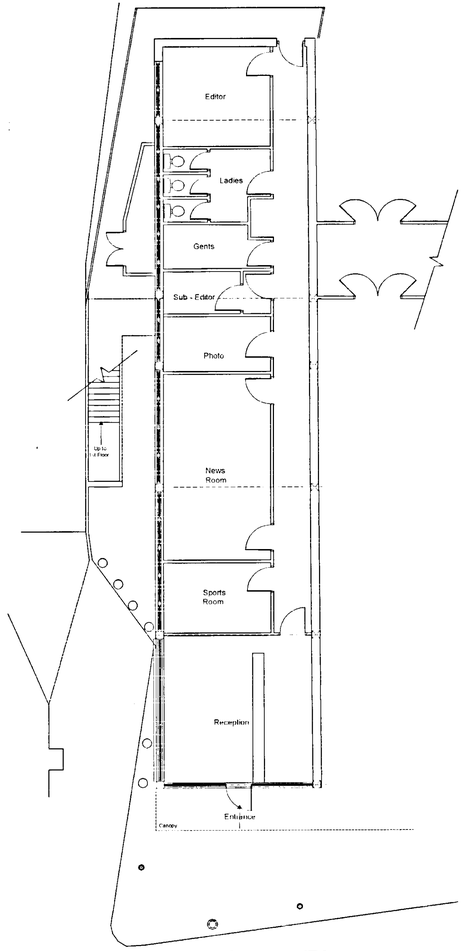

Existing Layout/Plan Scale 1/100

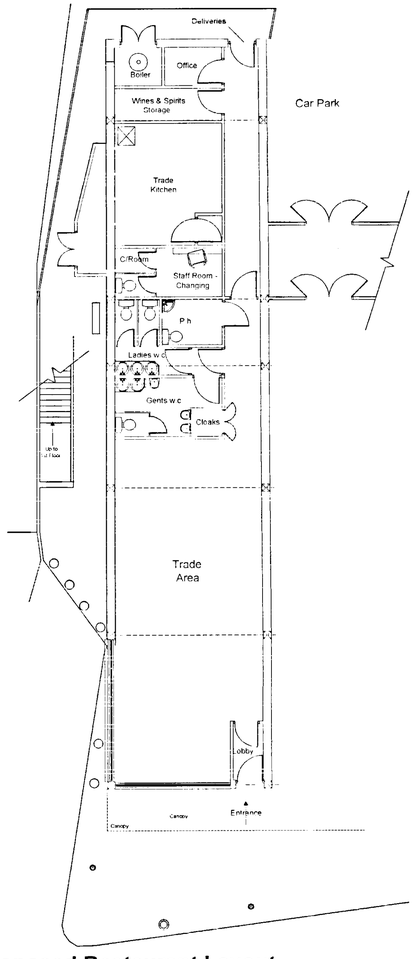

Proposed Restaurant Layout Scale 1/100

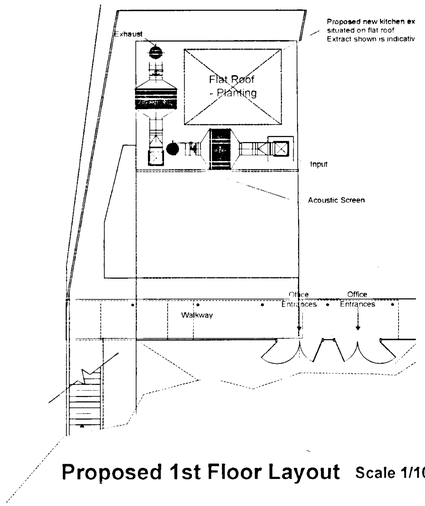

Proposed 1st Floor Layout Scale 1/100

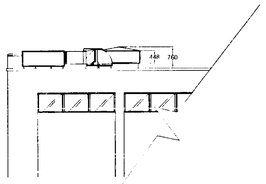

Side Elevation Scale 1/100

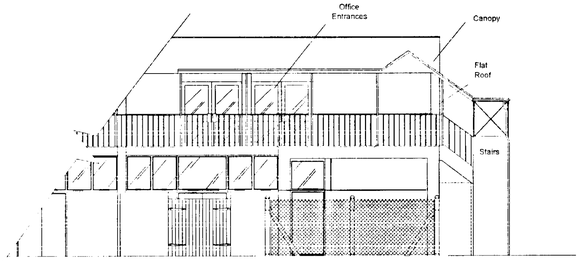

Existing Rear Elevation Scale 1/100



Existing Side Elevation Scale 1/100



Existing Front Elevation Scale 1/100

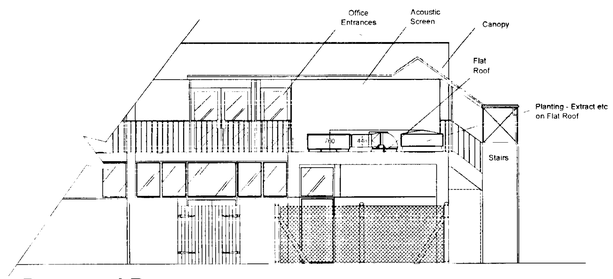

Proposed Rear Elevation Scale 1/100

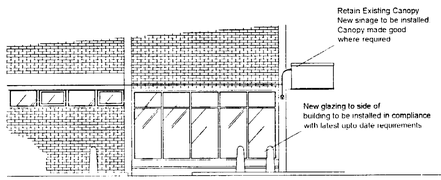

Proposed Side Elevation Scale 1/100

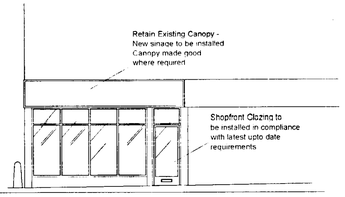

Proposed Front Elevation Scale 1/100

ADDITIONAL PLAN

5233

20 MAR 2002

Note
The Contractor is to check and verify all building and site dimensions, levels and sewer invert levels at connection points before work starts

The drawing must be read with and checked against any structural engineers and other specialist drawings provided

The Contractor is to comply in all respects with the current building regulations whether or not specifically stated on these drawings

This drawing is not intended to show details of foundations or ground conditions. Each area of ground relied upon to support the structure depicted must be investigated by the contractor and suitable methods of foundation must be provided

This drawing is to be read in conjunction with any relevant standard details or specifications supplied by the client

Do Not Scale
Dimensions onsite and all equipment to be verified prior to work commencing.
This drawing is the property of Graham Leonard Associates Ltd and copyright is reserved by them, the drawing is issued on condition that it is not copied or disclosed by or lent to any unauthorized persons without prior consent in writing by Graham Leonard Associates.

Health & Safety (CDM)
CDM notation is site specific therefore refer to the Health & Safety File for the project for all risk and maintenance requirements

The Principal Contractor is responsible for all propping, temporary works etc. as required for demolition purposes

The Principal Contractor must locate all Electric, gas & water intakes prior to any works commencing and clearly identify all routes and positions particularly where hidden within structure or underground and make all workmen aware

First floor flat NOT under the ownership of the client
Safe - protected access must be maintained at all times

Rev	Date	Amendment	Drawn	Check
A	18/3/02	inclusion of new proposed elevations		

GRAHAM LEONARDS ASSOCIATES

Graham Leonard Associates Ltd
Clayton House, 12 High Street
Great Dunmow
Essex CM6 - 1AG

telephone
01371 877800

facsmile
01371 874527

e-mail
General@gla-ltd.co.uk

Website
www.gla-ltd.co.uk

Client

Project
54 Peach Street
Wokingham

Drawing
Change of use to Restaurant

scale	date
Various	5/10/01

dwg no.	rev
01.833/02	- A

Drawn By	Date	Checked By	Date	Auth. By	Date

05/NOV/2001 5253

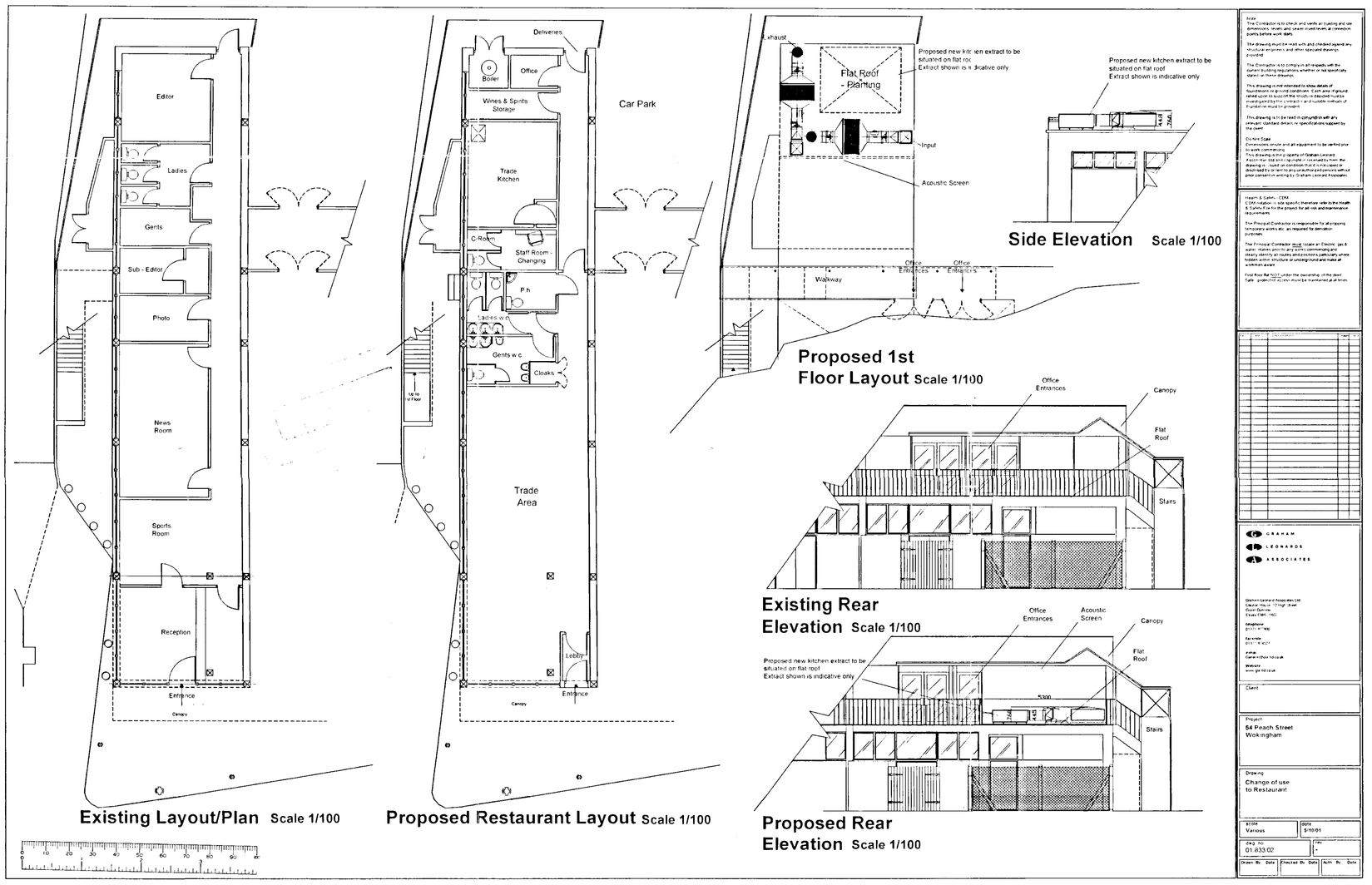

Note
The Contractor is to check and verify all building and site dimensions, levels and, where invert levels at connection points before work starts.

The drawing must be read with and checked against any structural engineers and other specialist drawings provided.

The Contractor is to comply in all respects with the current building regulations whether or not specifically stated on these drawings.

This drawing is not intended to show details of foundations or ground conditions. If any area of ground noted upon to support the structure disclosed must be investigated by the Contractor and suitable methods of Foundation must be provided.

This drawing is to be read in conjunction with any relevant standard details or specifications supplied by the client.

Do Not Scale
Dimensions onsite and all equipment to be verified prior to work commencing.
This drawing is the property of Graham Leonard Associates Ltd and copyright is reserved by them. The drawing is issued on condition that it is not copied or disclosed to or sent to any unauthorised persons without prior consent in writing by Graham Leonard Associates.

Health & Safety - CDM
CDM notation is site specific therefore refer to the Health & Safety File for the project for all risk and maintenance requirements.

The Principal Contractor is responsible for all propping temporary works etc. as required for demolition purposes.

The Principal Contractor must isolate all Electric gas & water intakes prior to any works commencing and clearly identify all routes and positions particularly where hidden within structure or underground and make all workmen aware.

Fire Riser Rat NOT under the ownership of the client Safe protected access must be maintained at all times.

GRAHAM LEONARDS ASSOCIATES

Graham Leonard Associates Ltd
Chapel House 12 High Street
Over Darwen
Lancashire BB5 3AD

Telephone
01254 771400

Facsimile
01254 774577

e-mail
Graham@gla-ltd.co.uk

Website
www.gla-ltd.co.uk

Client

Project
54 Peach Street
Wokingham

Drawing
Change of use to Restaurant

Scale	Date
Various	5/10/01

Dwg. No.	Rev.
01.833.02	-

Drawn By	Date	Checked By	Date	Auth. By	Date