TERRAPIN
TEMP
BUILDING.

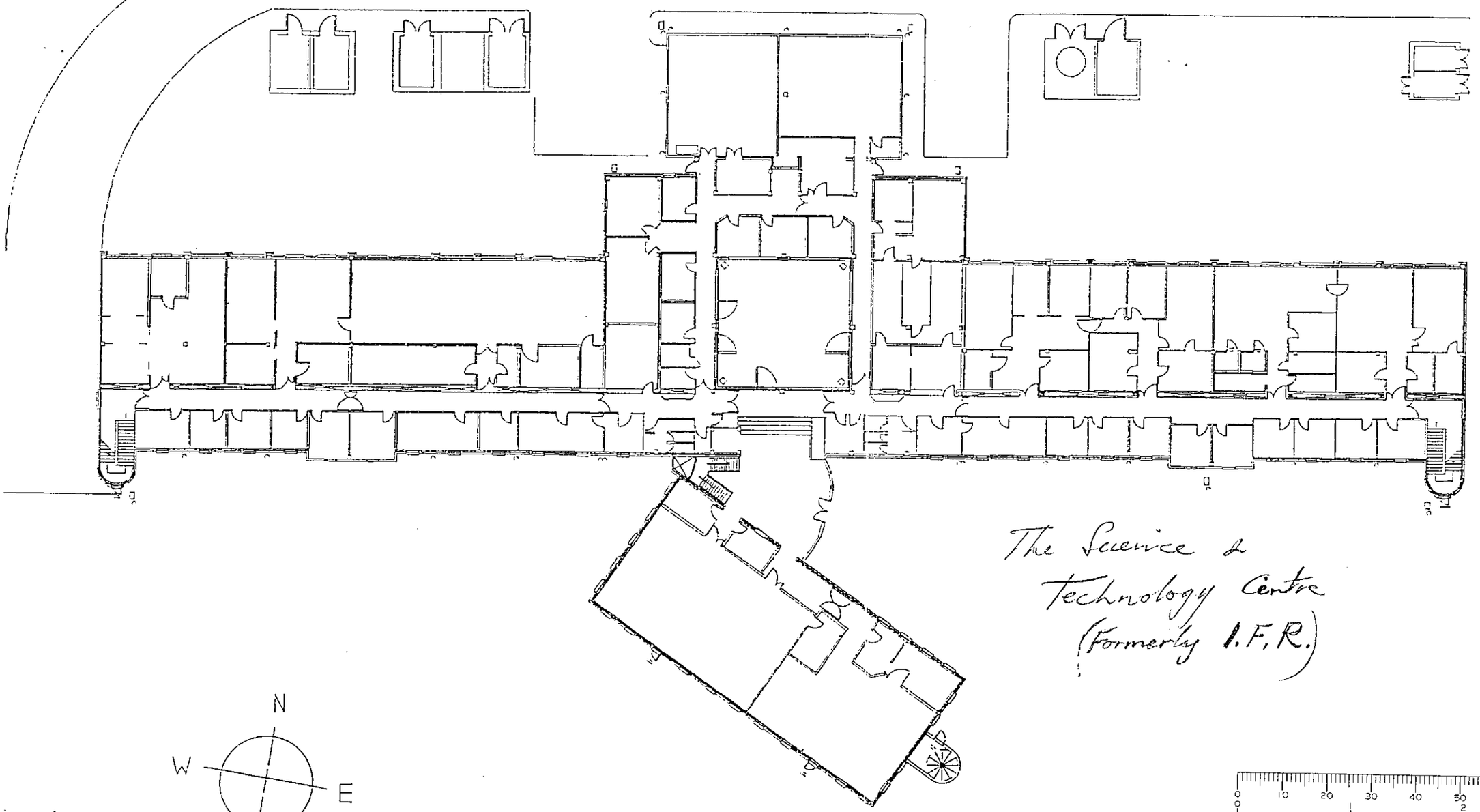

The Science & Technology Centre (Formerly I.F.R.)

SITE PLAN

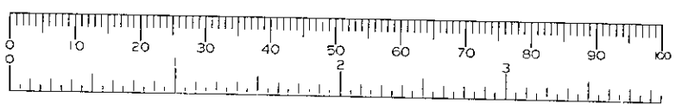

NOT TO SCALE

29 JAN 2001 * 3283

PVC:– Gutters and Downpipes

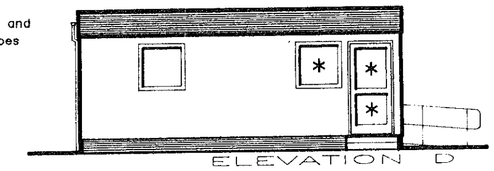

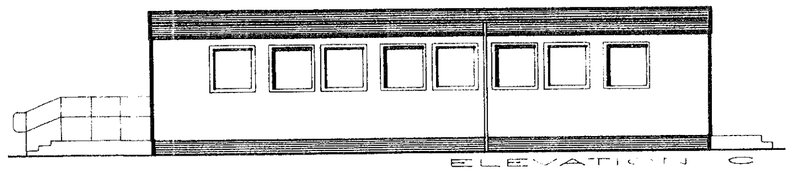

ROOF ZONE	0.500
FFL TO ROOF BEAM	2.400
TOP OF PIERS TO FFL	0.163
GROUND LEVEL TO TOP OF PIERS	0.150
FLOOR LOADING	5.00kN/M ^{2}

Roof Fascias
GRP:– Natural stone aggregate finish (Colour Sienna)

External cladding and coverboards
GRP:– Natural stone aggregate finish (Colour Sienna)

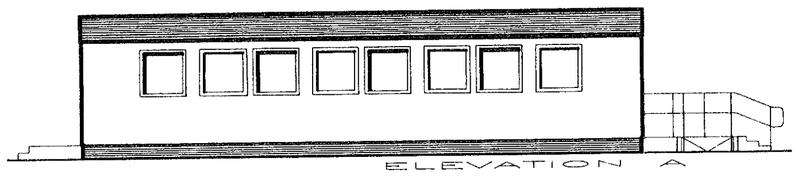

Perimeter skirt
GRP:– Natural stone aggregate finish (Colour Sienna)

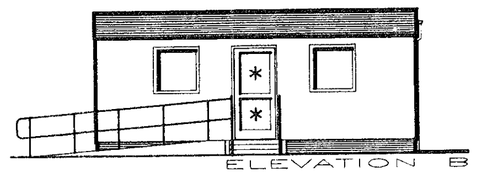

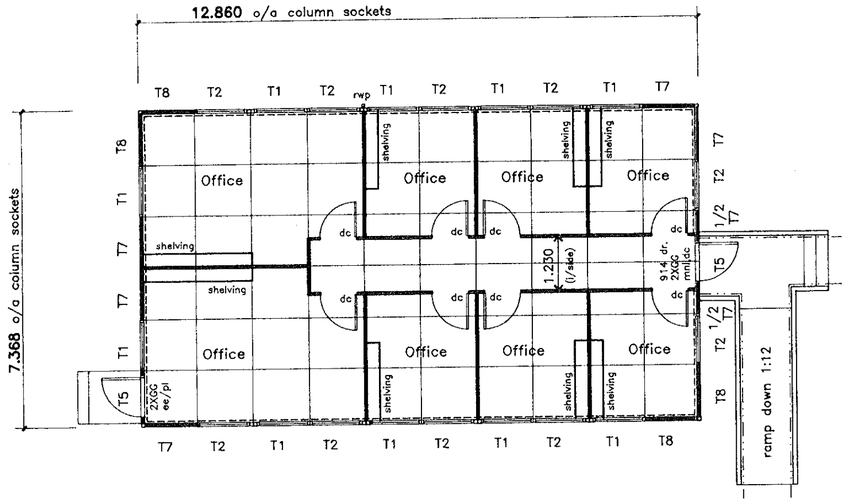

29 JAN 2001 * 3283

LEGEND

dc	door closer
mnl	mortice night latch
ee	'EMERGENCY EXIT' sign and 'PUSH BAR TO OPEN' sign
pl	panic latch/bolt
*	safety glass to comply with A.D. 'N' of Building Regulations
rwp	rain water pipes
T8	wind braced wall panel
----------	3 compartment trunking to perimeter
shelving	3 tier adjustable 300 dp. (Starting at cill height at 300 spacing)

DO NOT SCALE. IF IN DOUBT – ASK !

THIS DRAWING ALONE IS NOT SUFFICIENT FOR PLANNING APPLICATION PURPOSES. EXCEPT WHERE SHOWN NO ALTERATIONS HAVE BEEN MADE TO THE STANDARD CONSTRUCTION FOR THE PURPOSE OF FIRE RESISTANCE.
THE BUILDING STRUCTURE IS DESIGNED IN ACCORDANCE WITH C.P.3 CHAPTER 5 PART 2 1972.
FLOOR CONSTRUCTION IS DESIGNED TO A 5.00 kN/M^2 LOADING
INSULATION TO WALLS, FLOORS AND ROOF COMPLIES WITH CURRENT REVISION OF BUILDING REGULATIONS

GROUNDWORKS

PAD and CONCRETE BLOCKS (Drg No 38310 U2/2)	BY CLIENT
EXTERNAL STEPS RAMP and LANDING	BY CLIENT
DRAINAGE	BY CLIENT
INCOMING SERVICES	BY CLIENT

PARTITIONING
TERRAPIN V50 SYSTEM

DOORS
(unless shown otherwise)
INTERNAL and EXTERNAL DOORS 0.838 wide

WINDOWS
ALUMINIUM FRAMES (SAA) and SINGLE GLAZED

FLOOR FINISH
CARPET TILES (Heavy duty contract quality)

CEILING
LAID IN GRID 1200 x 600 SUSPENED CEILING
2330 ABOVE FINISH FLOOR LEVEL

rev	date	by	
A	15.08.94	cmb	Internal layout revised Notes for planning & building regs.

Client
Institute of Food Research

Job Title
Proposed Offices
Reading

Drawing Title
Floor Plan and Elevations

Terrapin

Terrapin Limited A subsidiary company in the Terrapin Group
© 1994 United Kingdom, Bond Avenue, Bletchley, Milton Keynes.
Telephone: (0908) 270900 Fax: (0908) 270052 Telex: 82468

Scale	1:100	Date	02.08.94
Drawn by	CAD/cmb	Checked by	
Enquiry No:	38310	Contract No:	
CAD File No:	38310–1	Latest Revision Date:	

Drawing No: 38310 U2/1 Rev. A

Notes



Caveat

The information shown on this plan is given without obligation or warranty. The accuracy thereof cannot be guaranteed and it must never be scaled for purposes of ordering materials, calculation or setting out of works.

Excavation and groundwork in the proximity of indicated services e.g pipes, ducts, cables etc. should always be carried out by hand.

The contractor retains the sole responsibility for safety of any works. No liability of any kind whatsoever is accepted by the University, its agents or servants for any errors or omissions. The exact positions of services must be verified and established before any excavation is commenced.

Persons should be aware that in addition to the services indicated on this drawing there are likely to be other services present.

Copyright

Based upon Ordnance Survey digital map data with the permission of the Controller of Her Majesty's Stationery Office, c Crown Copyright. Licence No. AL 1814A

Maps used in the reproduction include :-
SU7272SE; SU7273SW; SU7373SE; SU7472SW; SU7271NE; SU7370NW; SU7371NE; SU7471NW; SU7371SW; SU7371SE; SU7471SW.

Original Scale : 1:10,000
Original year of publication : 1994
Unauthorized reproduction infringes Crown Copyright and may lead to prosecution or civil proceedings.

Changes

Any Variations, Alterations or Additions to the detail shown must be notified to:
The Estates and Buildings Department

29.JAN.2001 3103

APPROVED

0 10 20 30 40 50 60 70 80 90 100

Rev.	Description	Date
B. O. CAD File Reference		
Date Plotted: 29.03.00	Time:	

The University of Reading

Buildings Officer
K. Collins, CEng, FIEE, MinstE
Buildings Office
Whiteknights, PO Box 235
Reading, RG6 6BW
Tel. 0118 9318300 Fax. 0118 9753499

Building
WHITEKNIGHTS SITE READING UNIVERSITY

Project
SITE PLAN (EXTRACT OF)

Title
PLANNING APPLICATION BOUNDARIES

Drawn	Date
LES	MARCH 00
Job Number	Scale 1 : 2500

Building No.	Code	Drawing No.	Rev.
W099	B	451	R_