19.FEB.2001 3416

LOUNGE DINING RM KITCHEN

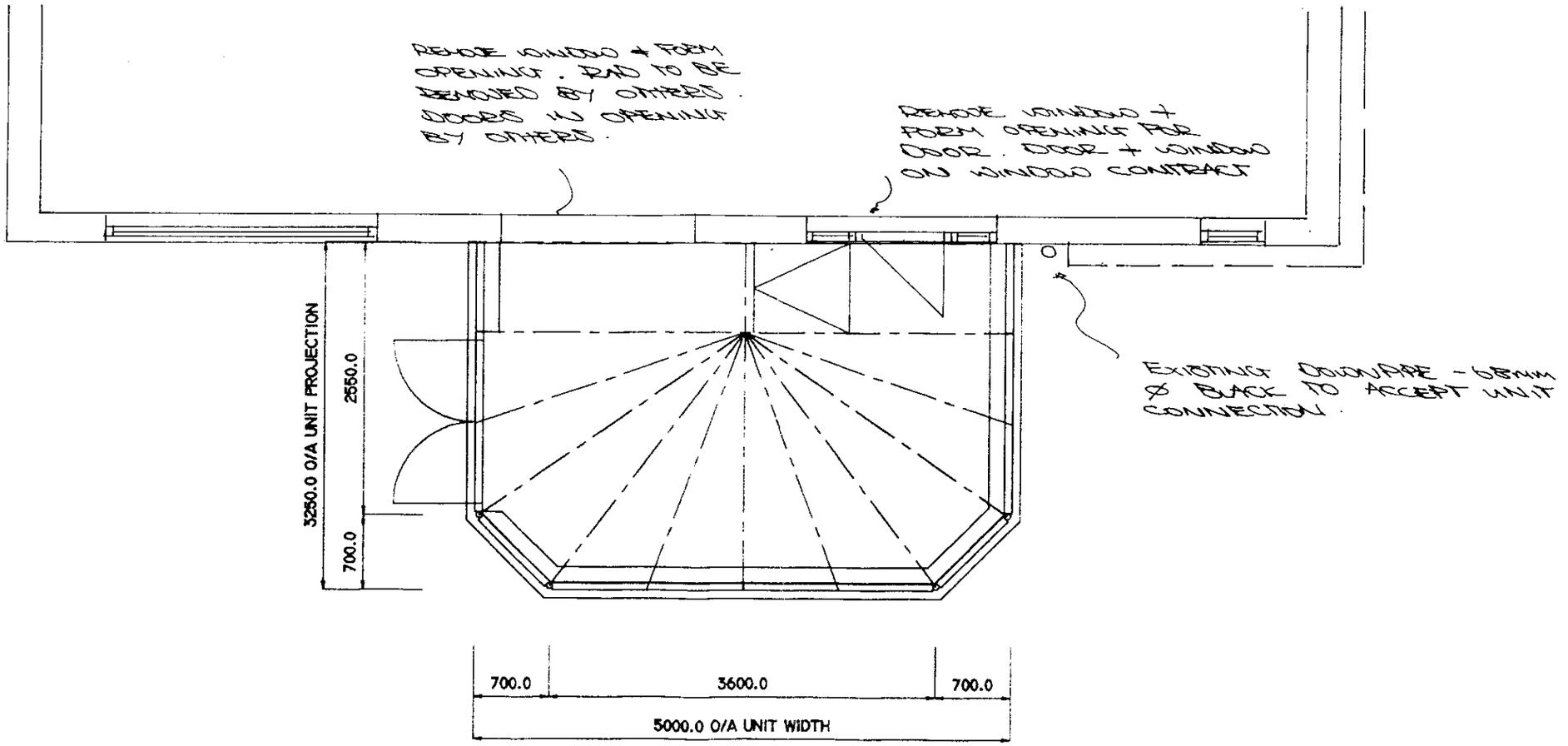

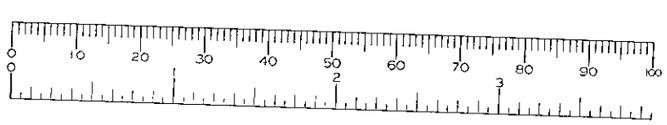

APPROVED

Customers Signature	Date	Drawing No.	Unit Elevation.	Scale..	Drawn..
.....	.....	099/04940	PLAN LAYOUT / ROOF DETAILS.	1:50	NJ
				Date.. 31/01/01	Surveyor

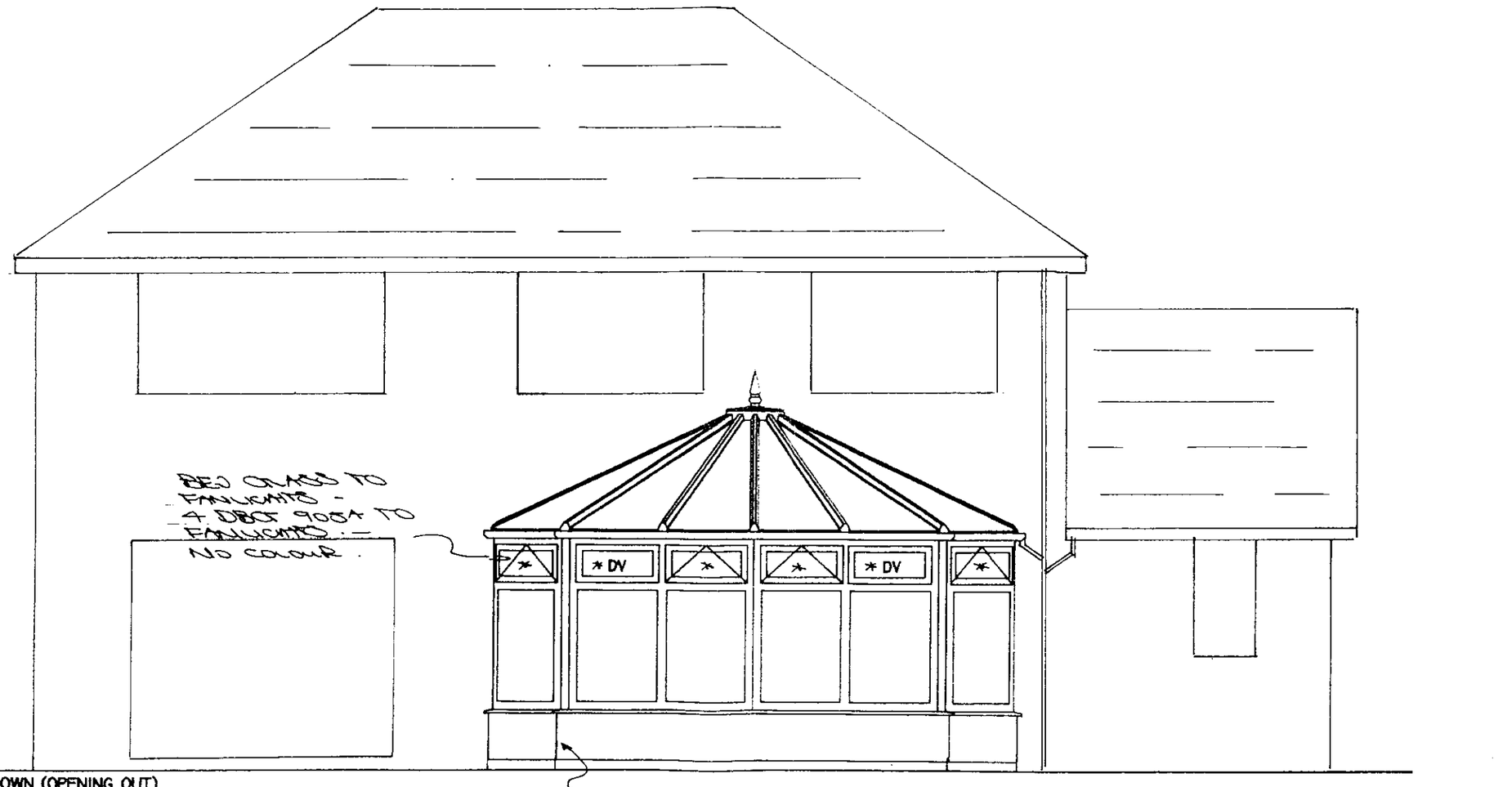

SPECIFICATION:

1 NO. DOUBLE DOOR WHERE SHOWN (OPENING OUT)
5 NO. FANLIGHT VENTS WHERE SHOWN
5 NO. DUMMY VENTS WHERE SHOWN (DV)
450MM BASEWALL
DENTIL MOULDING REQUIRED
22.5° ROOF PITCH

APPROVED

Customers Signature	Date	Drawing No.	Property Elevation:	Unit Elevation:	Scale..	Drawn.
J. A. Sansum		099/04940	REAR ELEVATION	FRONT ELEVATION.	1:50	NJ
					Date.. 31/01/01	Surveyor P.B1

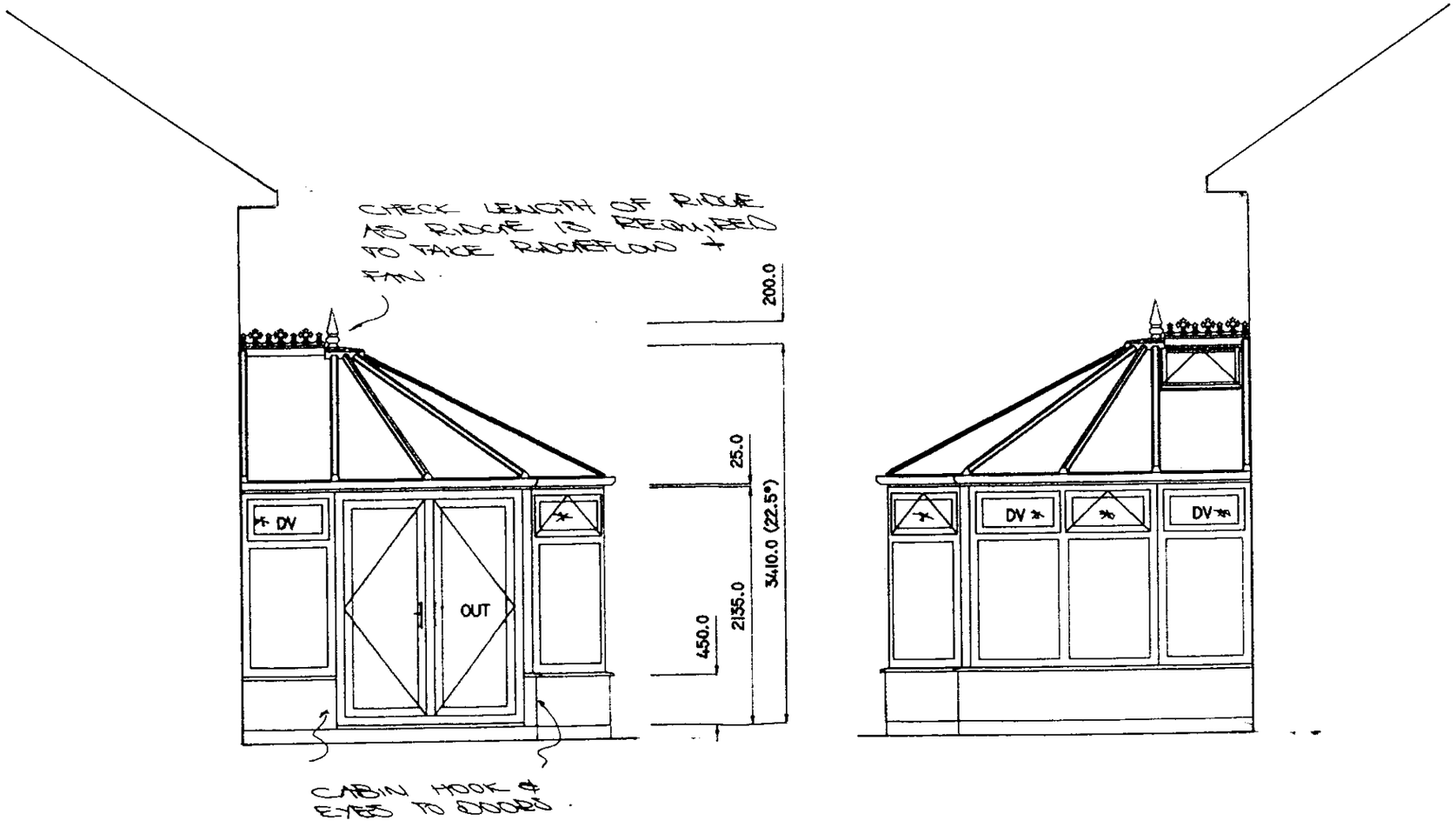

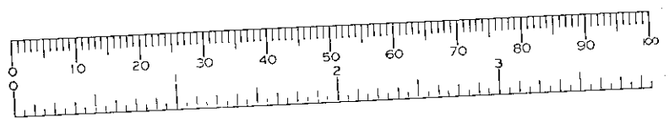

APPROVED

Customers Signature	Date	Drawing No.	Property Elevation:	Unit Elevation:	Scale..	Drawn..
.....	.....	099/04940	SIDE ELEVATIONS	SIDE ELEVATIONS.	1:50	N.
					Date.. 31/01/01	Surveyo P.B.

DWG: ENGNTBW	REV: D

SURVEYORS BASE PLAN

(TO ACCOMPANY ACTUAL BASE PLAN PROVIDED BY CONSERVATORY ADMIN.)

19.FEB.2001 3416

NOTES

1. ALL DIMENSIONS IN MILLIMETRES AND TO BE CHECKED ON SITE PRIOR TO COMMENCEMENT OF WORK.
2. ONLY FIGURED DIMENSIONS TO BE TAKEN FROM THIS DRAWING.
3. DO NOT SCALE OFF DRAWING.
4. ANY EXISTING BRICK VENTS TO BE DUCTED THROUGH PROPOSED BASE.
5. GROUND LEVEL TO BE LOWERED LOCALLY TO GIVE REQUIRED CLEARANCE FOR D.P.C.
6. SURFACE WATER TO BE DISCHARGED VIA NEW 68 DIA. RAINWATER DOWN PIPE AND SHOED INTO GRATING OVER GULLEY AND INTO 100 DIA. UPVC DRAIN BEDDING ON PEA-SHINGLE TO FALL 1:40 min INTO NEW SOAKAWAY 5.0 m. MIN. AWAY FROM BUILDINGS, TO BE FILLED WITH HARDCORE, AGGREGATE AND PEA GRAVEL
7. BUILD NEW BASE WALL ABOVE D.P.C LEVEL OF UNIT.
   BASE WALL TO BE CONSTRUCTED IN 100 MM THICK BLOCKWORK/~~BRICKWORK~~
   INTERNALLY, 50 MM THICK CAVITY FILLED WITH FIBREGLASS INSULATION BATS.
   100 MM THICK BRICKWORK EXTERNALLY, AND TO INCORPORATE D.P.C MIN
   150 MM ABOVE GROUND LEVEL AND TO INCLUDE "BUTTERFLY" GALVANISED
   WIRE TYPE WALL TIES STAGGERED 900 MMM HORIZONTALLY 450 MM VERTICALLY AND
   TO BE DOUBLED UP AROUND CORNERS AND REVEALS.
   CLOSE INTERNAL SKIN AT JAMBS AGAINST 150 MM WIDE D.P.C
   CAVITY BELOW GROUND LEVEL TO BE FILLED WITH LEAN MIX CONCRETE TO WITHIN
   150 MM OF D.P.C. LEVEL OF UNIT.
   ALL NEW VISIBLE BRICKWORK, INCLUDING BRICKWORK BELOW D.P.C. LEVEL AND ABOVE
   EXTERNAL GROUND LEVEL TO PERIMETER OF UNIT TO MATCH EXISTING HOUSE BRICKWORK (WHERE POSSIBLE).

BASE WALL TO BE PLASTERED INTERNALLY
HOUSE WALL TO BE PLASTERED

DPC TO LINE THROUGH WITH HOUSE DPC.
FLOOR TO LINE THROUGH WITH HOUSE.

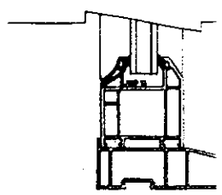

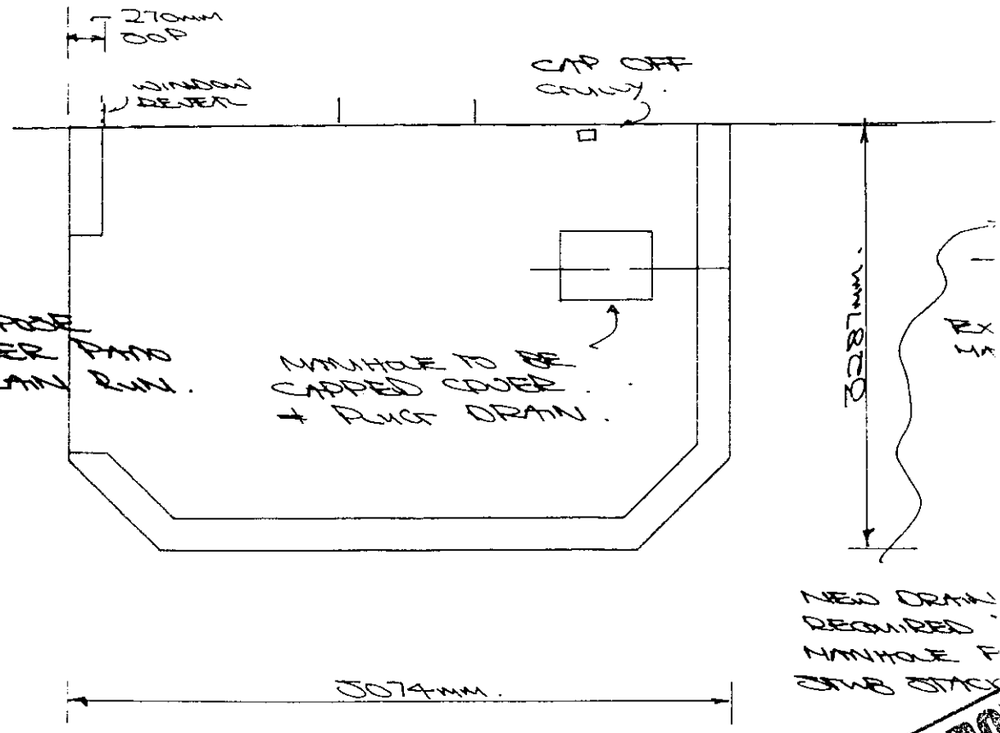

APPROVED

NOTE- BUILDER ENSURE EXISTING WALLS ARE PLUMB PRIOR TO COMMENCEMENT OF BASEW

Customers Signature	Date		Drawing No.	Unit Elevation.	Scale..	Drawn.
.....	.....		099/04940	BASE LAYOUT.	1:50	NJ
					Date.. 31/01/01	Surveyor P.B.

PRODUCT CHECK SHEET.

✓ Where Applicable

PRODUCT: PVCu WHITE KNIGHT ✓ | PVCu DUAL KNIGHT | PVCu GOLDEN OAK | PVCu CRUSADER | EXCALIBUR | TIMBER

NOTE - ALL CRUSADER AND EXCALIBUR CONSERVATORIES ARE EXTERNALLY GLAZED.

EXCALIBUR COLOUR: N/A OUT/ N/A IN.

ROOF COLOUR: WHITE OUT/ WHITE IN.

ROOF MATERIAL: POLYCARBONATE | GLASS ✓ | TIMBER | GRP

ROOF MATERIAL COLOUR: BRONZE THICKNESS: 20MM GLASS SPEC: ANTI-SUN/PILKINGTON K

ROOF VENT: YES ✓ NO | QUANTITY: 1 | MANUAL | AUTOMATED ✓ | RIDGEFLOW: YES ✓ NO

WITH THERMOSTAT + RAIN SENSOR.

NUMBER OF DOWNPIPES: 1 **POSITION:** L/H | R/H ✓ | INTERMEDIATE

HANDLE COLOUR: SILVER | WHITE | GOLD ✓ | BLACK | TYPE: STRAIGHT ✓ CURVED

DENTIL MOULDING: YES ✓ NO

THRESHOLD: LOW ✓ | HIGH | WHEELCHAIR

SPECIAL GLASS TO FRAMES AND LOCATION: PILKINGTON K (If Required)

OBSCURE GLAZING PATTERN AND LOCATION: N/A (If Required)

S.G.O.: YES ✓ NO | LOCATION AND PATTERN No.: NO COLOURS. 4DBCT 905A (If Required)

WINDOW BOARDS: HARDWOOD | PVCu | WHITE DURABOARD | MAHOGANY DURABOARD | GOLDEN OAK DURABOARD | LIGHT OAK DURABOARD | TILED

+ TO BE CONFIRMED.

ADDITIONAL PRODUCT / PHYSICAL BARRIER: PVCu | HARDWOOD TIMBER | SOFTWOOD TIMBER

DESIGN-VIEWED EXTERNALLY.

MANUFACTURING SIZES.

HEIGHT: INC. CILL.

WIDTH:

GLASS TYPE.

HANDLES:

CILL TYPE:

THRESHOLD:

ADDITIONAL INFORMATION

THIRD PARTY APPROVAL

19.FEB.2001 3416

LOCAL COUNCIL ✓ HOUSING ASSOCIATION | BUILDER | OTHER

ADDRESS - WOKINGHAM D.C.

BLOCK PLAN (NOT TO SCALE)

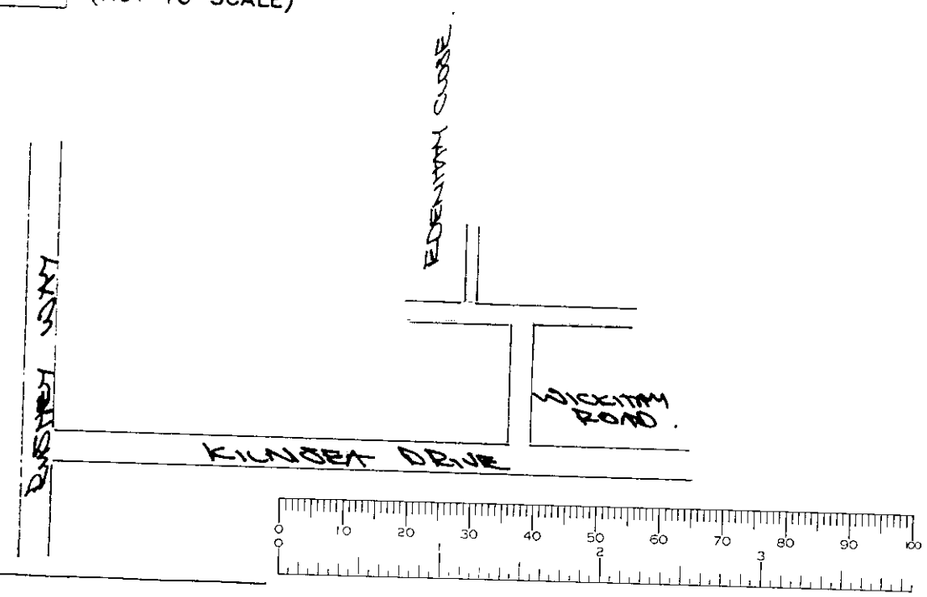

ADDITIONAL PRODUCT.

DESIGN-VIEWED EXTERNALLY.

MANUFACTURING SIZES.

HEIGHT: INC. CILL.

WIDTH:

GLASS TYPE.

HANDLES:

CILL TYPE:

THRESHOLD:

ADDITIONAL INFORMAT

APPROVED

Customers Signature	Date		Drawing No.	Description	Scale	Drawn
[signature]	.....		099/04940	CHECK SHEET.	N/A	N
					Date 31/01/01	Surveyor P.S