07 JAN 2000* 0527



Existing Front Elevation

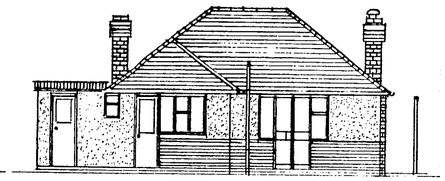

Existing Rear Elevation

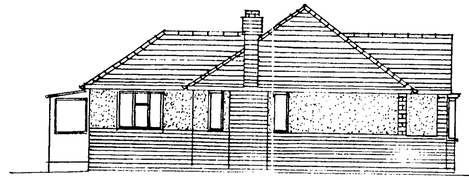

Existing Side Elevation West

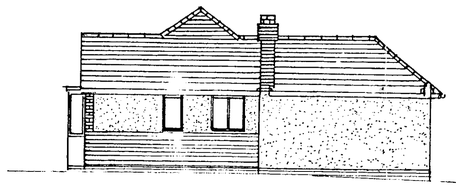

Existing Side Elevation East

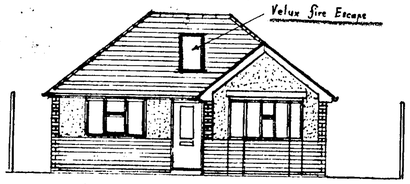

Proposed Elevation Front



Proposed Elevation Rear

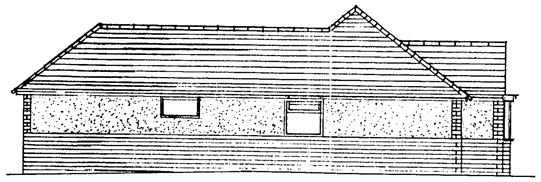

Proposed Side Elevation West

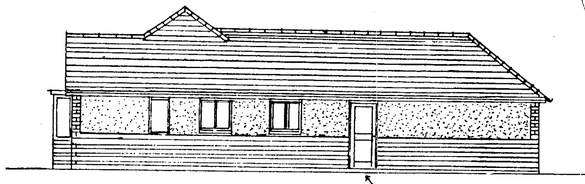

Proposed side elevation East

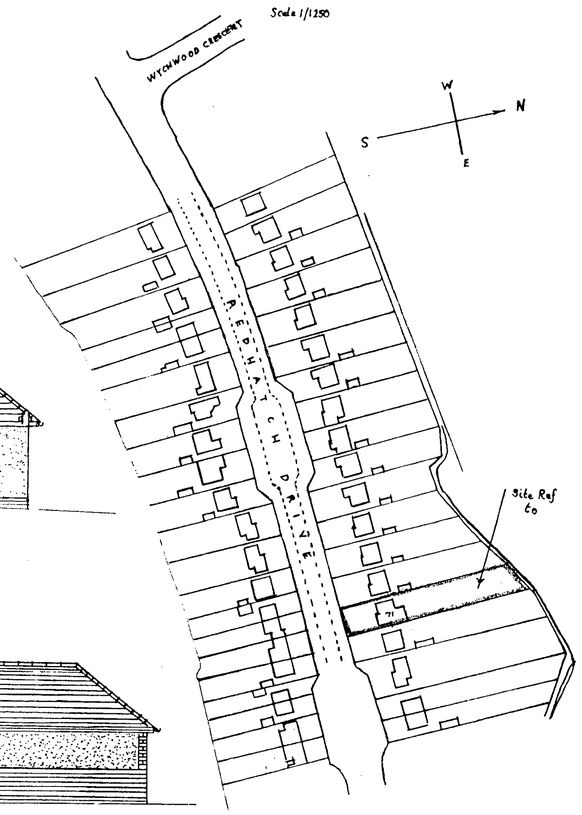

Location Plan

PART 1 REGISTER

PART 1 REGISTER

DELEGATED

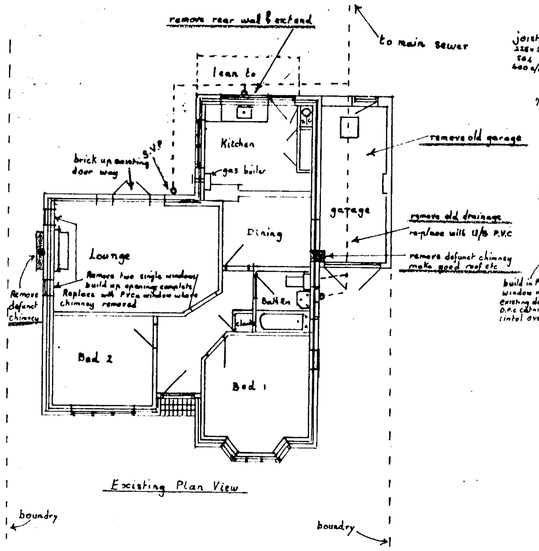

Existing Plan View

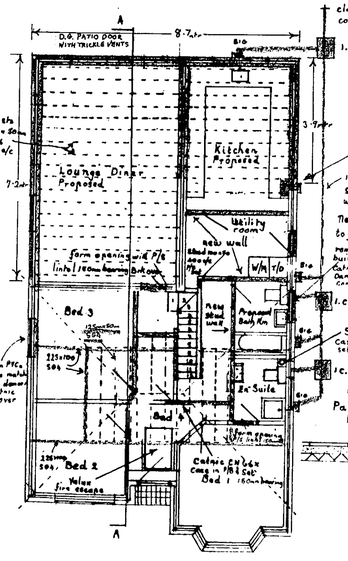

Proposed plan View

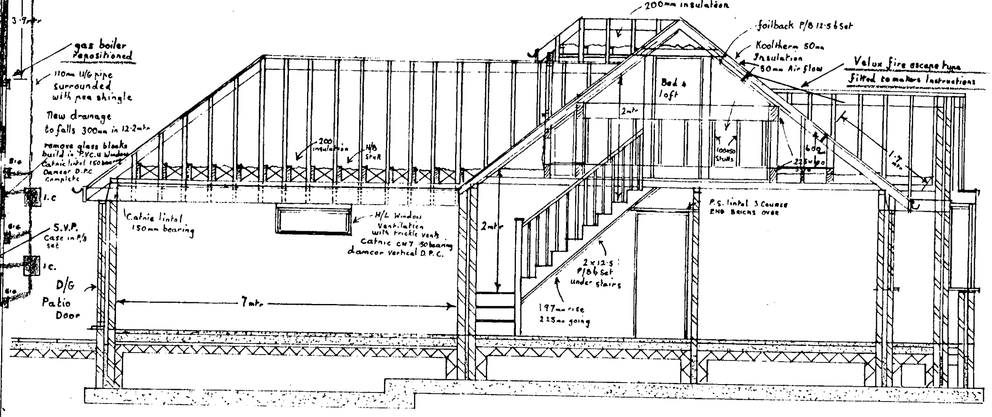

Section A/A

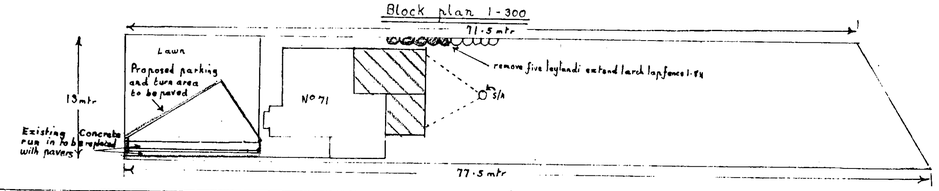

Notes for Extension

Remove old concrete path and vegitation to area of extensions proposed. Excavate foundations to 900mm deep 600mm wide or to L/A Requirement. Concrete foundations 225mm deep in 6:1 mix Build up off foundations with dense 100mm concrete blocks and enginering bricks in cavity construction, build in 100mm P/S lintols where new work joins existing, cavity fill with lean mix Bed D.P.C. to all new work lap existing d.p.c.. Lay scalpings 125mm to oversite area well consolidated blind area with sand, lay 50mm polystyrgem insulation s/slab cover with 1200 D.P.C. then lay 100mm Concrete over site 6:1 mix. Build up off d.p.c. in face brickwork Heather Brown I.B.C to match existing. Set back concrete blocks 22mm above brickwork to form panels for shingle rough cast finish to match existing build in wall ties 450mm x 900mm Build inner walls in "Lytag" 100mm insulation blocks with 50mm Rockwal cavity batts as work procedes Build in damcer d.p.c. to all window and door openings Lintols to be Catnic CH7 with 150mm bearing lateral lintols to be pre-stressed with 150mm bearing with 4 Course eng brk over. All new windows P.V.Cu double glazed with trickle vents Bed 100x75mm wall plate, joists 225mm x 50mm / 175 x 50mm rafters 150x50mm, ridge 175x25mm, hips 225x38mm all SG4 valley boards, 175x25mm trough gutter 10c 10mm d to falls covered with 175x25mm board clad with 4lb lead dressed in, roof straps 1200 c/c All facia & soffit to be P.V.C. facia 175mm x 18mm Soffit 150mm x 10mm with continious eaves vent fix Slaters felt with 19x38mm tanilised batten clad with tiles to match existing 265mm x 165mm H/R ridge Complete with "Bonnet" hips to match existing 200mm insulation to roof in existing & new roofspace Ceilings 12.5 P/B and set render & set all new plaster work including making good 50mm grit/Sand screed. Remove all old Salt glazed drainage and install U.G Plastic surrounded with pea shingle with S.V.P and new plastic i.c.. Deep Seal traps 38mm to all new waste unit Ex fans to Kitchen Bath Room & On-Suite 100mm plastic gutter 63mm down pipe to soakaway 3.5 mtr from dwalling Stud wall proposed bathroom 100mm x 50mm SG4 400mm c/c clad in 12.5 P/B & Set s/w door lining complete with "Colonial" Patt door furniture etc 38mm stop 50mm Arch 100mm Skirting dito Kitchen/Diner Stud wall

Loft Notes

Trim ceiling for proposed stair case form a load bearing wall on foundations 450mm x 225mm 900mm deep or to L/A Reg build up wall in Lytag 100mm blocks to form bed 3. form a load bearing wall to hall side of stairs to support 225mm x 100mm beam SG4. fix 125mm x 50mm floor joist at 400 c/c to 225x100 beams with joist hangers to form base for loft bed 4. Floor board 125mm x 25mm 225mm x 100mm SG4 new purlins fixed to birds mouth rafters. Stud 100x50mm Collars 125mm x 50mm Double rafters to dormer cheeks 100mm x 50mm rafters to dormer 100mm x 50mm joists 100mm x 50mm Stud 175mm x 25mm ridge 225mm x 100mm Sole plate bearing on load bearing walls all SG4. Kooltherm K7 Sarking board 50mm thick with 50mm air ventilated space to skilling area of Loft room also between vertical stud 200mm insulation to dormer ceiling 9.5 foil backed plasterboard to skilling & dormer cheeks 9.5 Standard to rest and set complete. Stairs 197mm rise 225mm going 38mm string 600mm wide Newel 75mm x 75mm hand rail 900mm H balustrades spacing no more 100mm sphere. 2 x 12.5 Plaster board under stairs & Set 100mm skirting 50mm architrave step 38mm Dormer window d/o with trickle vent re-direct pipes in loft space reposition cold water tanks

PROPOSED EXTENSION & LOFT CONVERSION WITH ALTERATIONS AT 71 RED HATCH DRIVE EARLEY FOR MR & MRS B. THOMAS Scale 1:100 1:50 F.J.W. DEC 1999



Existing Front Elevation

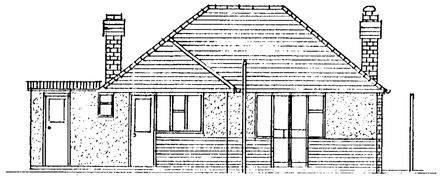

Existing Rear Elevation

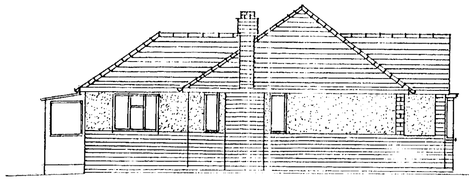

Existing Side Elevation West

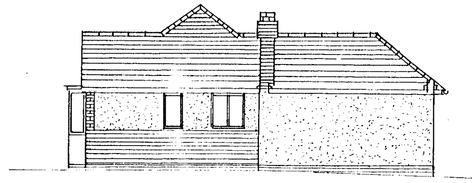

Existing Side Elevation East

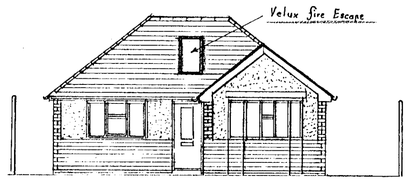

Proposed Elevation Front

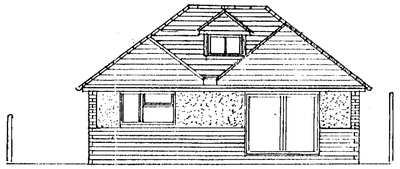

Proposed Elevation Rear

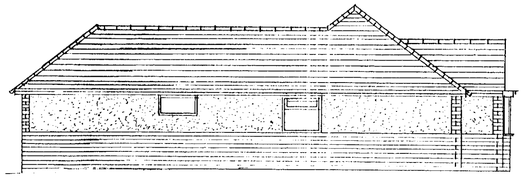

Proposed Side Elevation West

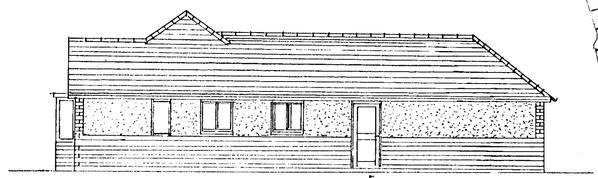

Proposed side elevation East

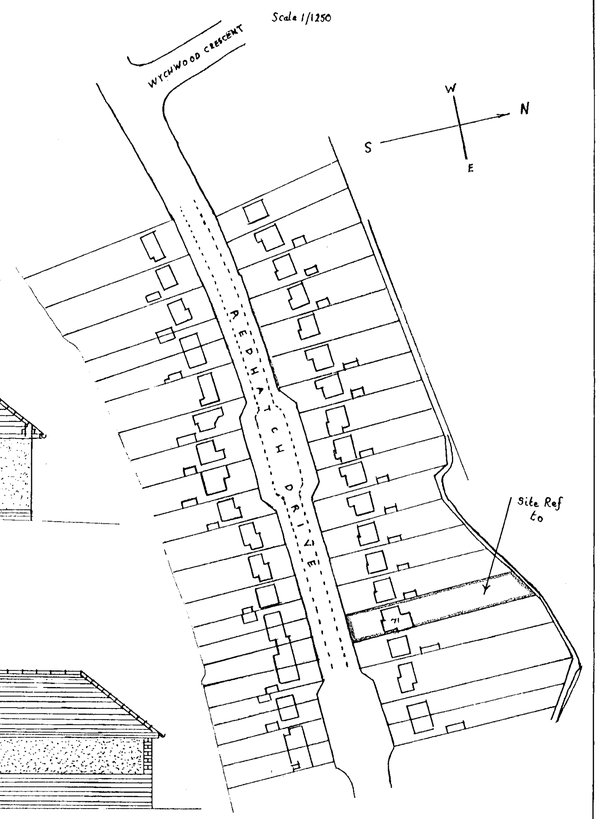

Location Plan

Existing Plan View

Proposed plan View

07 JAN 2000* 0527

Section A/A

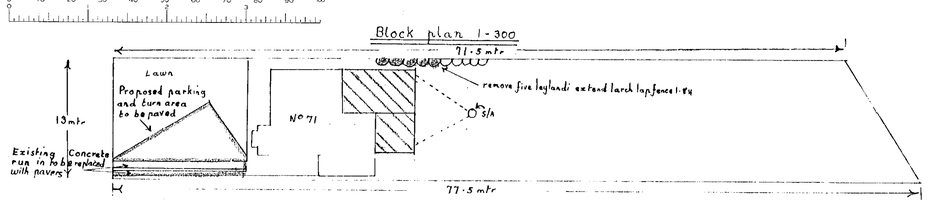

Notes for Extension

Remove old concrete path and vagitation to area of extensions proposed. Excavate foundations to 900mm deep 600mm wide or to L/A Requirement. Concrete foundations 225mm deep in 6:1 mix Build up off foundations with dense 100mm concrete blocks and enginering bricks in cavity construction, build in 100mm P/S lintols where new work joins existing, cavity fill with lean mix Bed D.P.C. to all new work lap existing d.p.c.. Lay scalpings 125mm to oversite area well consolidated blind area with sand, lay 50mm polystyrene insulation slab cover with 1200 D.P.C. then lay 100mm Concrete over site 6:1 mix. Build up off d.p.c. in face brickwork Heather Brown L.B.C to match existing. Set back concrete blocks 22mm above brickwork to form panels for shingle rough cast finish to match existing build in wall ties 450mm x 900mm Build inner walls in "Lytag" 100mm insulation blocks with 50mm Rockwol cavity batts as work procedes Build in "damcar d.p.c. to all window and door openings Lintols to be Catnic CN7 with 150mm bearing Internal lintols to be pre-stressed with 150mm bearing with 4 Course eng brk over. All new windows P.V.C.u double glazed with trickle vents Bed 100x75mm wall plate, joists 225mm x 50mm / 175 x 50mm rafters 150x50mm, ridge 175x25mm, hips 225x38mm all SG4 valley boards, 175x25mm trough gutter 100x50mm laid to falls covered with 175x25mm board clad with 4lb lead dressed in, roof straps 1200 c/c All facia & soffit to be P.V.C. facia 175mm x 18mm Soffit 150mm x 10mm with continious eaves vent fix Slaters felt with 19x38mm tanilised batten clad with tiles to match existing 265mm x 165mm H/R ridge complete with "bonnet hips to match existing 200mm insulation to roof in existing & new roofspace Ceilings 12-5 P/B and set render & set all new plaster work including making good 50mm grit/sand screed. Remove all old Salt glazed drainage and install U.G Plastic surrounded with pea shingle with S.V.P and new plastic i.c.. Deep Seal traps 38mm to all new waste with Ex fans to Kitchen Bath Room & On-Suite 100mm plastic gutter 65mm down pipe to soakaway 5-5 mtr from dwalling Stud wall proposed bathroom 100mm x 50mm SG4 400mm c/c clad in 12-5 P/B & Set S/W door lining complete with "Colonial" Patt door furniture etc 38mm Stop 50mm Arch 100mm Skirting d/w Kitchen/Diner Stud Wall

Loft Notes

Trim ceiling for proposed stair case form a load bearing wall on foundations 450mm x 225mm 900mm deep or to L/A Reg build up wall in Lytag 100mm blocks to form bed 3. form a load bearing wall to hall side of stairs to support 225mm x 100mm beam SG4 fix 125mm x 50mm floor joist at 400 c/c to 225x100 beams with joist hangers to form base for loft bed 4. Floor board 125mm x 28mm 225mm x 100mm SG4 new purlins fixed to birds mouth rafters. Stud 100x50mm Collars 125mm x 80mm Double rafters to dormer cheeks 100mm x 50mm rafters to dormer 100mm x 50mm joists 100mm x 50mm Stud 175mm x 25mm ridge 225mm x 100mm Sole plate bearing on load bearing walls all SG4. Kooltherm K7 Sarking board 50mm thick with 50mm air ventilated space to skilling area of Loft room also between Vertical stud 200mm insulation to dormer ceiling 9-5 foil backed plasterboard to skilling & dormer cheeks 9-5 Standard to rest and set complete. Stairs 197mm rise 225mm going 38mm string 600mm wide Newel 75mm x 75mm hand rail 900mm H balustrades spacing no more 100mm sphere. 2 x 12-5 Plaster board under stairs & Set 100mm skirting 50mm architrave stop 38mm. Dormer window d/w with trickle vent re-direct pipes in loft space reposition cold water tanks

PROPOSED EXTENSION & LOFT CONVERSION WITH ALTERATIONS AT 71 RED HATCH DRIVE EARLEY FOR MR & MRS B. THOMAS

Scale 1:100 1:50

F.J.W. DEC 1999