NOTE: DECORATIONS, ELECTRIC POINTS, LIGHTING AND KITCHEN AND BATHROOM FITTINGS TO BE CHOSEN OR APPROVED BY THE CLIENT.

GROUND FLOOR PLAN
AS PROPOSED 1:50

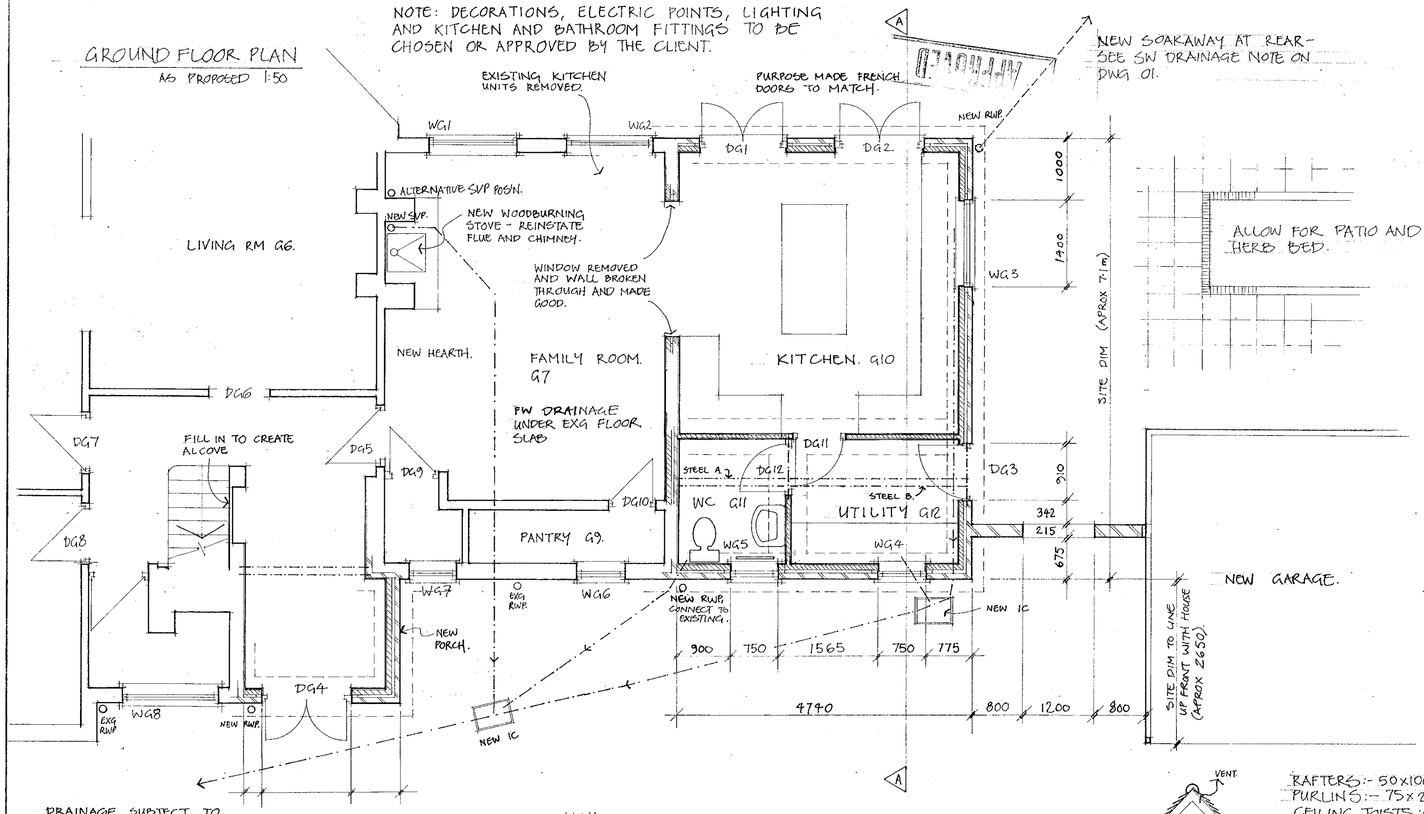

DRAINAGE SUBJECT TO CONFIRMATION OF RUNS AND INVERT LEVELS BY CONTRACTOR.

FIRST FLOOR PLAN
AS PROPOSED 1:50

BED 4 CONVERTED TO NEW BATHROOM AND WALK-IN WARDROBE

ORIGINAL

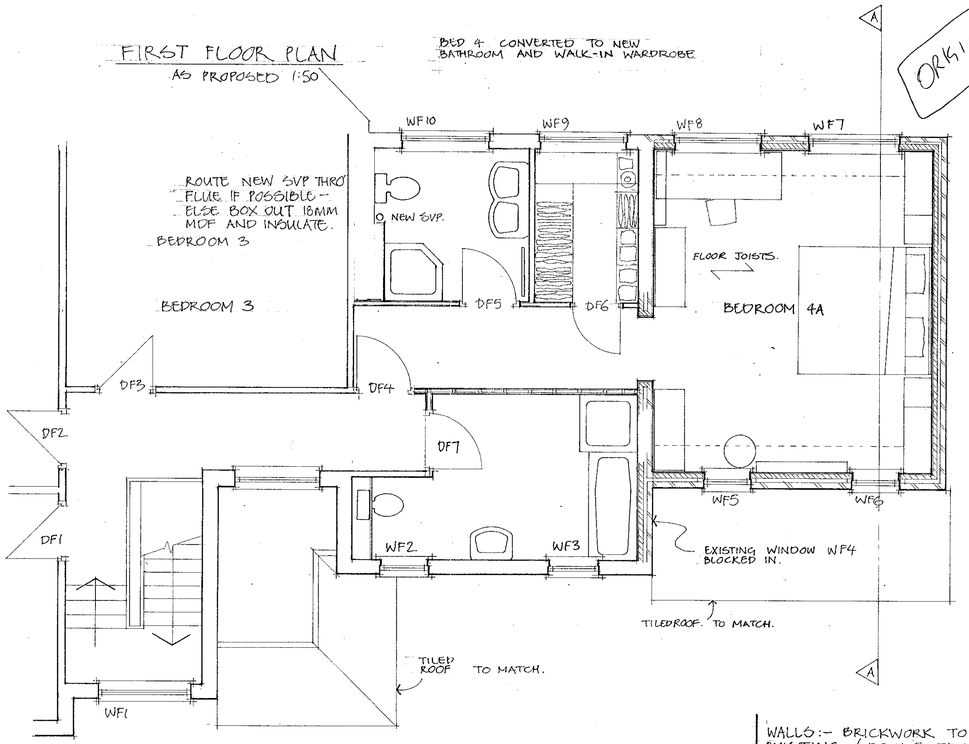

LEAN TO ROOF AND PORCH ROOF: PLAIN TILES TO MATCH EXISTING ON 25x38 SW BATTENS, FIXED USING 75mm x 3.35mm SMOOTH GALVANISED NAILS THROUGH CROWN OF ONDULINE CORRUGATED LAYER. INTO 20mm EXTERIOR GRADE PLY SUPPORTING DECK. NAILS AT 250 c/c ON EACH RAFTER, AS PER MANUFACTURER'S DETAILS - ONDULINE REQUIRED FOR LOW PITCH OF 25° SUBJECT TO SITE DIMS. ONDULINE: 0171-727 0533.

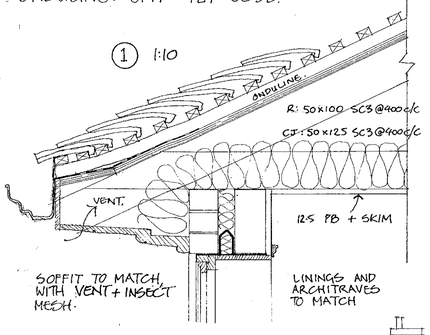

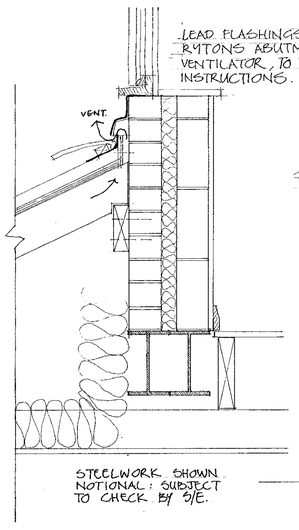

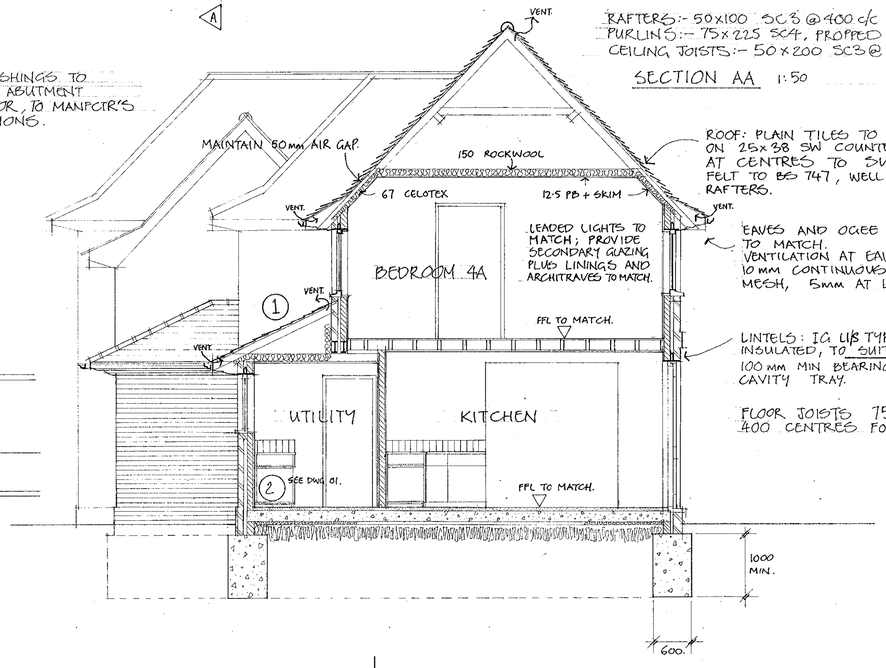

RAFTERS:- 50x100 SC3 @ 400 c/c
PURLINS:- 75x225 SC4, PROPPED
CEILING JOISTS:- 50x200 SC3 @ 400 c/c

SECTION AA 1:50

ROOF: PLAIN TILES TO MATCH EXISTING ON 25x38 SW COUNTERBATTENS AT CENTRES TO SUIT PITCH FELT TO BS 747, WELL LAPPED OVER RAFTERS.

EAVES AND OGEE GUTTERS TO MATCH. VENTILATION AT EAVES EQUIV TO 10 mm CONTINUOUS STRIP + INSECT MESH, 5mm AT LEAN TO HIGH LEVEL.

LINTELS: IG L/S TYPE OR SIMILAR INSULATED, TO SUIT OPENING. 100 mm MIN BEARING EACH END, CAVITY TRAY.

FLOOR JOISTS 75 x 220 SC3 @ 400 CENTRES FOR 4.5m SPAN.

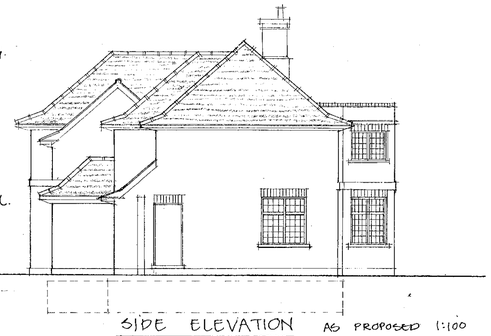

SIDE ELEVATION AS PROPOSED 1:100

WINDOWS:- LEADED TO MATCH EXG AS CLOSELY AS POSSIBLE. SECONDARY GLAZING TO ACHIEVE REQUIRED ACOUSTICAL AND THERMAL INSULATION. 1/2 TO OPEN, TO COMPLY N1 & N2, TOUGHENED. TRICKLE VENTS 4000 mm² CONTROLLABLE AND SECURE.



NEW GARAGE BY ENGLISH HERITAGE BUILDINGS - SEE DWG 'STAN 15' ATTACHED.

FRONT ELEVATION AS PROPOSED 1:100



REAR ELEVATION AS PROPOSED 1:100

WALLS:- BRICKWORK TO MATCH EXISTING (RE-USE FROM GARAGE DEMOLITION IF APPROPRIATE). 50 CAVITY, FULL FILL INSULATION USE 50 ROCKWOOL CAVITY BATTS (WATER REPELLANT TYPE) OR SIMILAR TO ACHIEVE 0.45 W/m²K U-VALUE. 100 BLOCKWORK INNER LEAF. CAVITY TIES SS. OLD AND NEW BONDED WITH CROCODILE TIES. DPC HORIZONTAL TO BE HESSIAN BASED, VERTICAL TO BE FLEXIBLE. WHERE CAVITY CLOSED TO BE 743, 1970. 12.5 PLASTER.

STUD WALLS:- 100x50 SC3 @ 300 CENTRES, 12.5 PB + SKIM BOTH SIDES, NOGGED 1/3 & 2/3 HEIGHT. HEAD + SOLE PLATE.

This drawing is copyright and may not be reproduced without the written permission of the designer.
Do not scale from this drawing.
All measurements to be checked on site.

Client:
Mr & Mrs G Tilmouth

Job Location:
15 JAN 2000* U668
Chedworth
123 Easthampstead Road
Wokingham
Berkshire

Job Description:
Two storey side extension to provide new kitchen and family room, WC, utility room, bedroom and ensuite facilities.

Drawing:
Proposed plans, elevations, section, and details.

Job No:	Dwg No:	Revision:
PJ-0074	02	
Date:	**Scale:**	**Drawn:**
30 Apr 98	As shown	

SR Architectural Design
Tel: 0118 969 5494

13. JAN. 2000* 0538

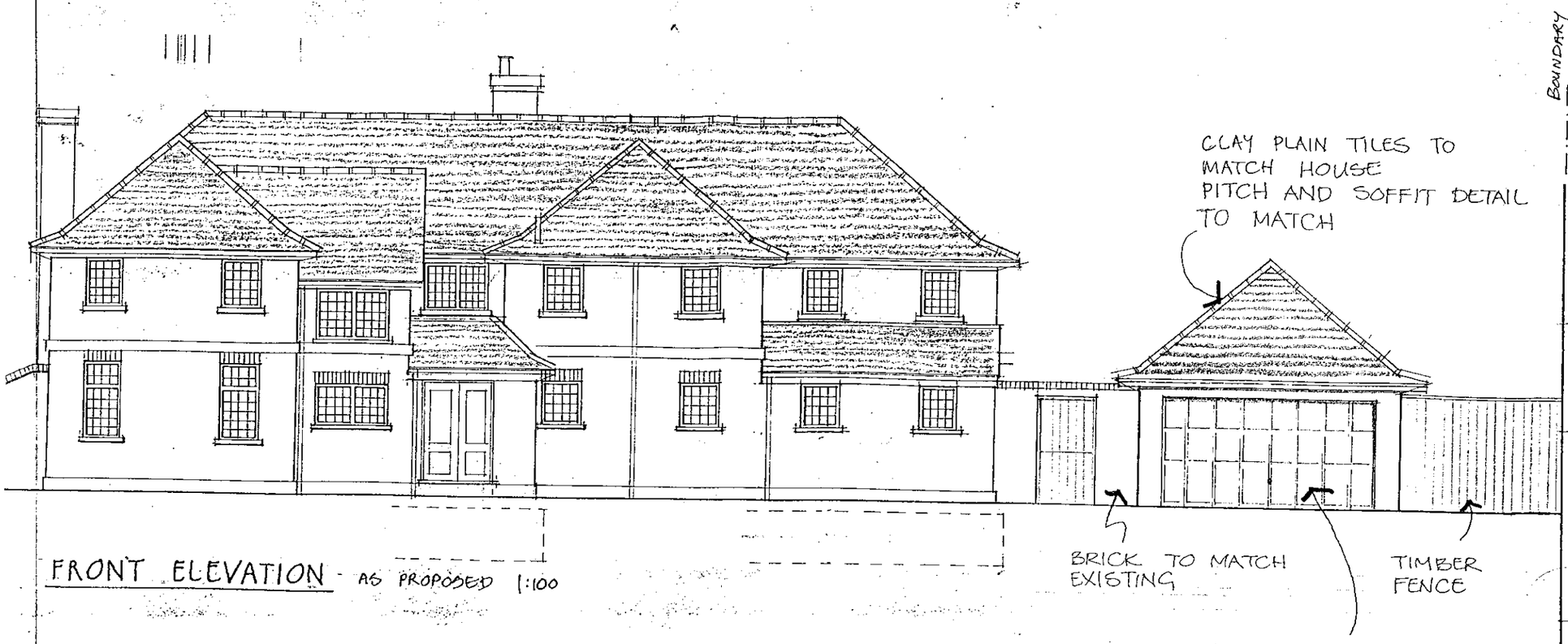

FRONT ELEVATION - AS PROPOSED 1:100

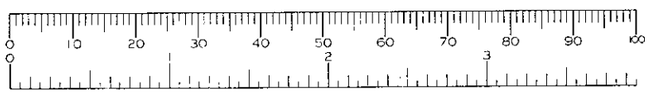



REAR ELEVATION - AS PROPOSED 1:100

This drawing is copyright and may not be reproduced without the written permission of the designer.
Do not scale from this drawing.
All measurements to be checked on site.

Client:

Mr & Mrs G Tilmouth

Job Location:

Chedworth
123 Easthampstead Road
Wokingham
Berkshire

Job Description:

Two storey side extension to provide new kitchen and family room, WC, utility room, bedroom and ensuite facilities.

Drawing:

Proposed plans, elevations of garage

Job No:	Dwg No:	Revision:
PJ-0074	03	
Date:	**Scale:**	**Drawn:**
OCT 99	As shown	

SR Architectural Design

Tel: 0118 969 5494

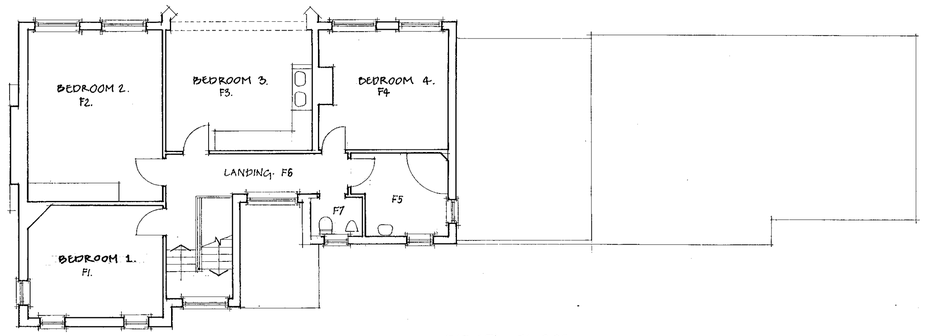

FIRST FLOOR AS EXISTING. 1:100

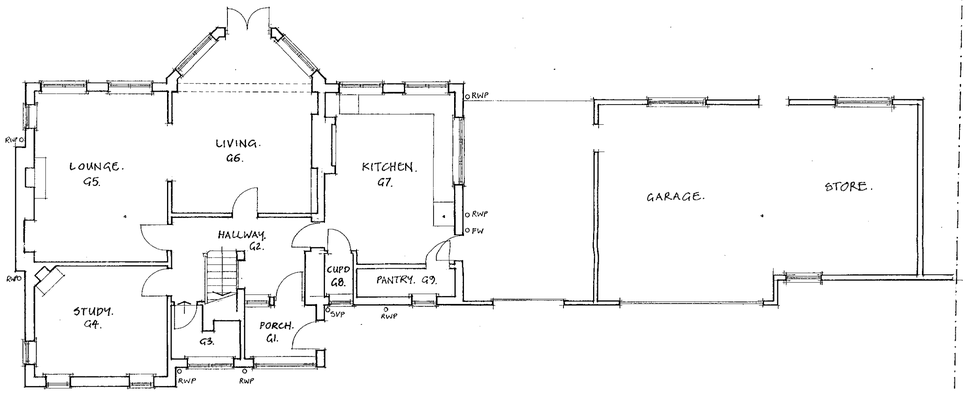

GROUND FLOOR AS EXISTING. 1:100

EXISTING RAFTERS AND CEILINGS TO BE TEMPORARILY SUPPORTED DURING THE INSTALLATION OF NEW. ANY DEMOLITION WORK TO BE CARRIED OUT SO AS TO AVOID DAMAGE OR MOVEMENT OF EXISTING WORKS. METHOD OF WORK AND PROPPING TO TAKE THIS INTO ACCOUNT.

FOUNDS :- DEED STRIP TYPE, 1M DEEP MINIMUM, 600MM WIDE. 50 KN/M LOADING TO NHBC CLAUSE A1/2 PART E MIX 1:3:6 NHBC CLAUSE F019. TAKEN DOWN TO A SAFE BEARING STRATA TO THE SATISFACTION OF THE LOCAL AUTHORITY. EXISTING FOUNDS TO BE EXPOSED TO CONFIRM EFFECT OF NEW WORKS IF APPLICABLE.

GROUND FLOOR :- GROUND BEARING IN SITU CONCRETE WITH PIPES TO MAINTAIN EXG VENTS, 75MM SCREED. DPM 2000g VISQUEEN, INSULATION DOW FLOORMATE 500; 45MM OR SIMILAR TO ACHIEVE 0.45 W/m^2K. VENT UNDER BY RYTONS PERISCOPE VENTS AND AIRBRICKS TO PROVIDE 1500 mm^2/m OF WALL.



LOCATION PLAN : 1/1250 AS EXISTING. BASED ON O/S EXTRACT SU819680.

GENERAL :- TWO STOREY SIDE EXTENSION, INTERNAL ALTERATIONS AND NEW PORCH TO PROVIDE NEW KITCHEN, FAMILY ROOM, WC, UTILITY ROOM, HALLWAY, BEDROOM AND BATHROOM. REPLACEMENT DOUBLE GARAGE. LANDSCAPING.

SPECIFICATION

DRAINAGE :- 100MM Ø EARTHENWARE DRAINS, BED AND SURROUND WITH 150MM PEA GRAVEL OR LEAN MIX. PIPES FLEXIBLE JOINTED. PIPES PASSING THRO' WALLS PROVIDE LINTELS. PIPES WITHIN 1.0M OF FOUNDS ENCASE IN 150MM CONC FOUNDS WITHIN 1.0M OF DRAIN TO BE TAKEN DOWN BELOW INVERT LEVEL. BATHROOMS CONNECT TO NEW SVP 100MM Ø USING 40MM PIPE 75MM TRAPS LAID TO FALLS 18-99 MM/M. SVP TO TERMINATE MINIMUM 1.0M ABOVE WINDOW OPENINGS WITH BIRDCAGE COVER; OR DURGO VALVES.
ALL PIPES TO BE CHECKED TO BE IN WORKING ORDER BEFORE COVERING UP.

SURFACE WATER :- GUTTERS, RWPS OGEE TYPE TO MATCH EXISTING WITH RODDING EYE. PERCOLATION TEST TO BE ARRANGED WITH L/A, AS PER NHBC 58,59. NEW SOAKAWAYS AT LEAST 5M FROM BUILDING FILLED WITH GRANULAR MATERIAL, PARTICLE SIZE 10MM TO 150MM WITH PVC SHEET COVER. ALL TO D2, N1/2/3, 58, 59.



REAR ELEVATION AS EXISTING. 1:100

GARAGE AND STORE TO BE REMOVED

(2.) 1:10 AS PROPOSED.

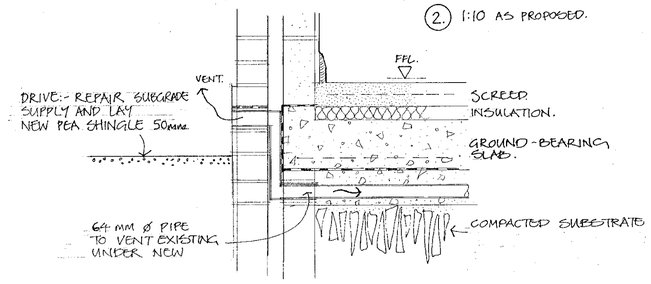

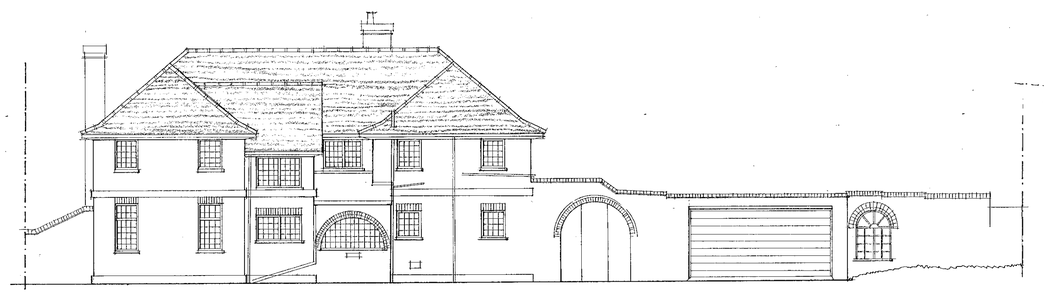

FRONT ELEVATION AS EXISTING. 1:100

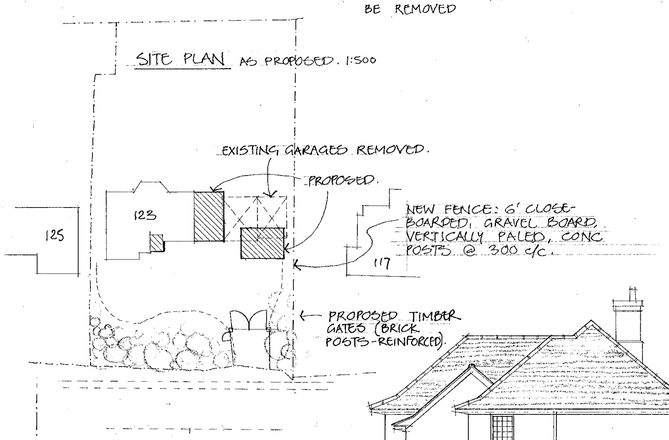



SIDE ELEVATION AS EXISTING. 1:100

This drawing is copyright and may not be reproduced without the written permission of the designer.
Do not scale from this drawing.
All measurements to be checked on site.

Client: 13 JAN 2000* U338
Mr & Mrs G Tilmouth

Job Location:
Chedworth
123 Easthampstead Road
Wokingham
Berkshire

Job Description:
Two storey side extension to provide new kitchen and family room, WC, utility room, bedroom and ensuite facilities.

Drawing:
Existing plans and elevations.

Job No:	Dwg No:	Revision:
PJ-0074	01	
Date:	**Scale:**	**Drawn:**
30 Apr 98	1:100	

SR Architectural Design
Tel: 0118 969 5494

LIGHTING TO BE

PURPOSE MADE FRENCH DOORS TO MATCH.

NEW SOAKAWAY AT REAR - SEE SW DRAINAGE NOTE ON DWG 01.

NEW RWP.

DG2

1000

1400

WG3

KITCHEN. G10

SITE DIM (APROX 7.1m)

ALLOW FOR PATIO AND HERB BED.

RAFTERS: 50 x 150 SC3 @ 400 c/c
CEILING JOISTS: 50 x 195 SC3 @ 400 c/c

DG11

DG12

DG3

910

342

215

675

STEEL B.

UTILITY GR

WG4

NEW IC

750 1565 750 775

4740 800 1200 800

CUT ROOF

GROUND FLOOR SLAB IN ACCORDANCE WITH NHBC HEAVY LOADING

5110

4660

LINTEL OVER - SE CALCS TO BE PROVIDED

440

5165 (23 BRICKS)

GARAGE DOOR FRAME FIXED WITHIN OPENING

102.5mm BRICK TO MATCH HOUSE
50mm CAVITY
100mm MEDIUM DENSITY BLOCK FAIRFACE

5615 (25 BRICKS)

FENCE

0 10 20 30 40 50 60 70 80 90 100

13.JAN.2000* U338

This drawing is copyright and may not be reproduced without the written permission of the designer.
Do not scale from this drawing.
All measurements to be checked on site.

Client:

Mr & Mrs G Tilmouth

Job Location:

Chedworth
123 Easthampstead Road
Wokingham
Berkshire

Job Description:

Two storey side extension to provide new kitchen and family room, WC, utility room, bedroom and ensuite facilities.

Drawing:

Proposed plans, elevations of garage

Job No:	Dwg No:	Revision:
PJ-0074	04	
Date: OCT 99	Scale: As shown	Drawn:

SR Architectural Design

Tel: 0118 969 5494

13. JAN. 2000* 0558

FRONT

REAR

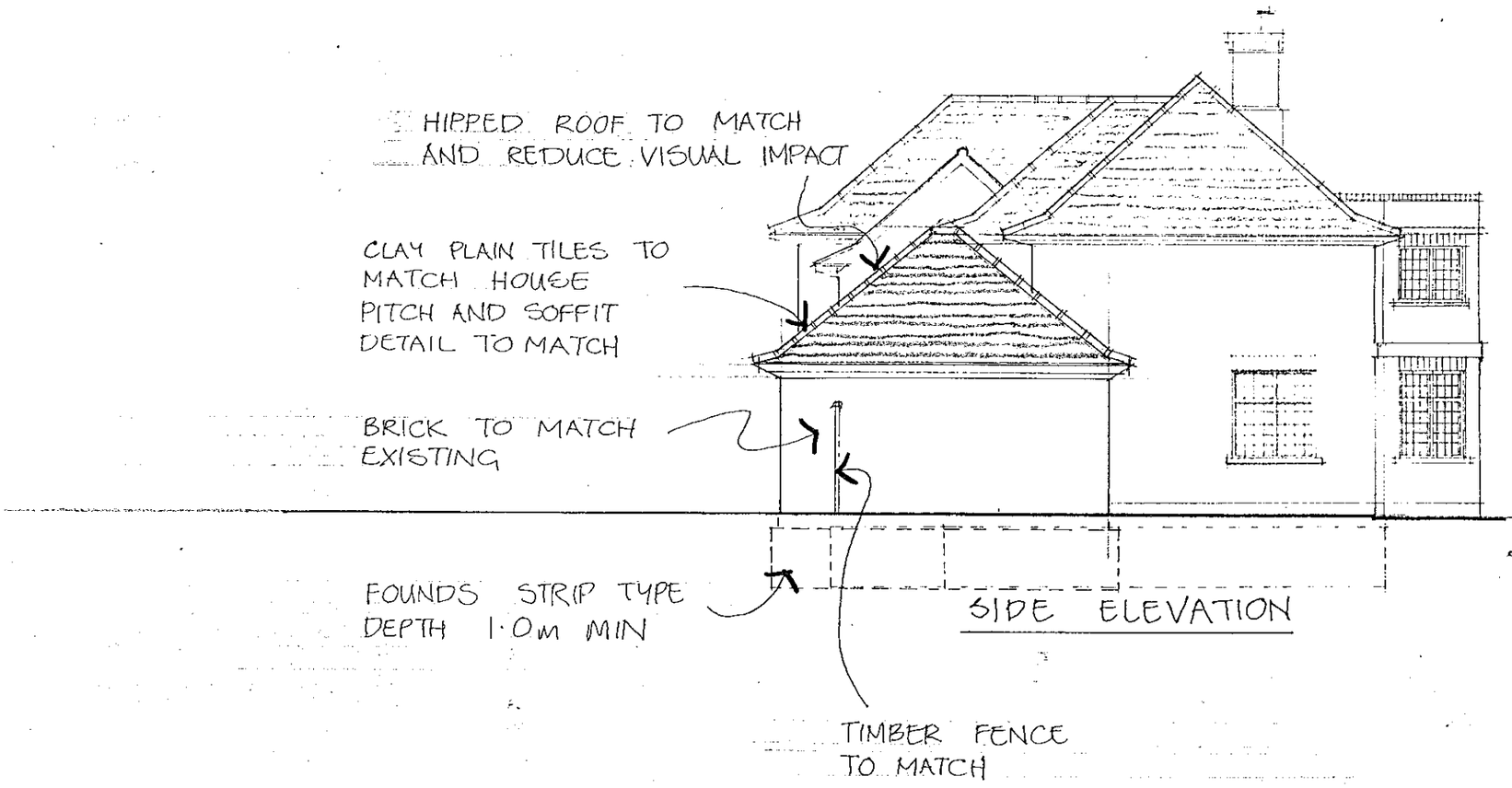

SIDE ELEVATION

This drawing is copyright and may not be reproduced without the written permission of the designer.
Do not scale from this drawing.
All measurements to be checked on site.

Client:

Mr & Mrs G Tilmouth

Job Location:

Chedworth
123 Easthampstead Road
Wokingham
Berkshire

Job Description:

Two storey side extension to provide new kitchen and family room, WC, utility room, ~~bedroom~~ and ensuite facilities.

Drawing:

Proposed plans, elevations of garage

Job No:	Dwg No:	Revision:
PJ-0074	05	
Date:	**Scale:** As shown	**Drawn:**

SR Architectural Design

Tel: 0118 969 5494

13.JAN.2000* 0558



FRONT ELEVATION - AS PROPOSED 1:100



REAR ELEVATION - AS PROPOSED 1:100

This drawing is copyright and may not be reproduced without the written permission of the designer.
Do not scale from this drawing.
All measurements to be checked on site.

Client:

Mr & Mrs G Tilmouth

Job Location:

Chedworth
123 Easthampstead Road
Wokingham
Berkshire

Job Description:

Two storey side extension to provide new kitchen and family room, WC, utility room, bedroom and ensuite facilities.

Drawing:

Proposed plans, elevations of garage

Job No:	Dwg No:	Revision:
PJ-0074	03	
Date:	**Scale:**	**Drawn:**
OCT 99	As shown	

SR Architectural Design

Tel: 0118 969 5494

13. JAN. 2000* 0568

FRONT

REAR

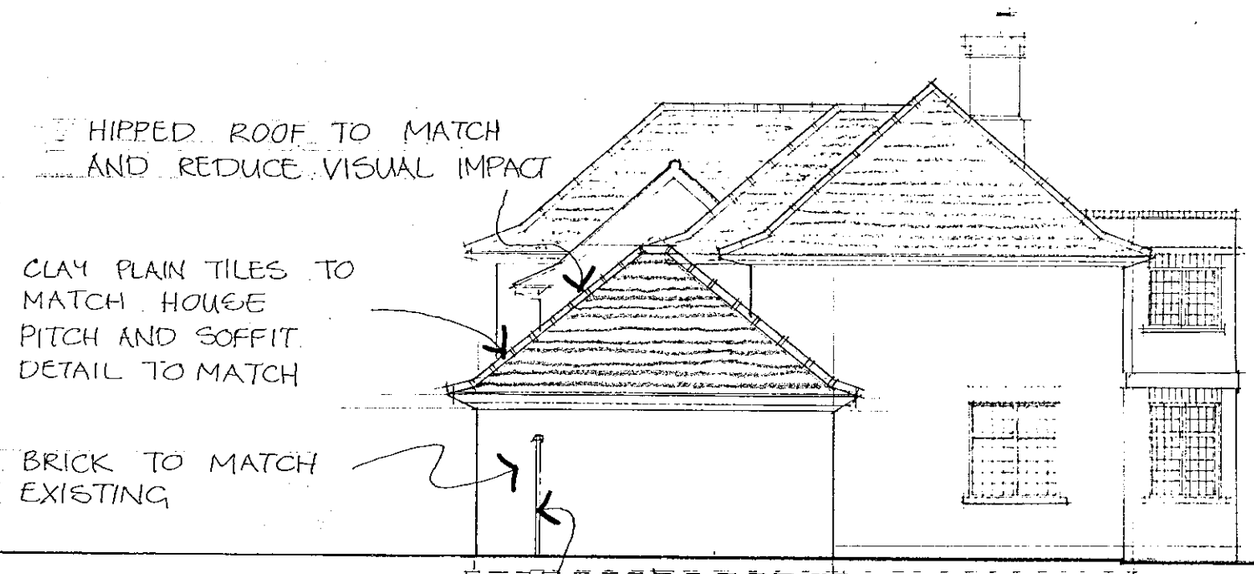

SIDE ELEVATION

This drawing is copyright and may not be reproduced without the written permission of the designer.
Do not scale from this drawing.
All measurements to be checked on site.

Client:

Mr & Mrs G Tilmouth

Job Location:

Chedworth
123 Easthampstead Road
Wokingham
Berkshire

Job Description:

Two storey side extension to provide new kitchen and family room, WC, utility room, ~~bedroom~~ and ensuite facilities.

Drawing:

Proposed plans, elevations of garage

Job No:	Dwg No:	Revision:
PJ-0074	05	
Date:	**Scale:**	**Drawn:**
	As shown	

SR Architectural Design

Tel: 0118 969 5494

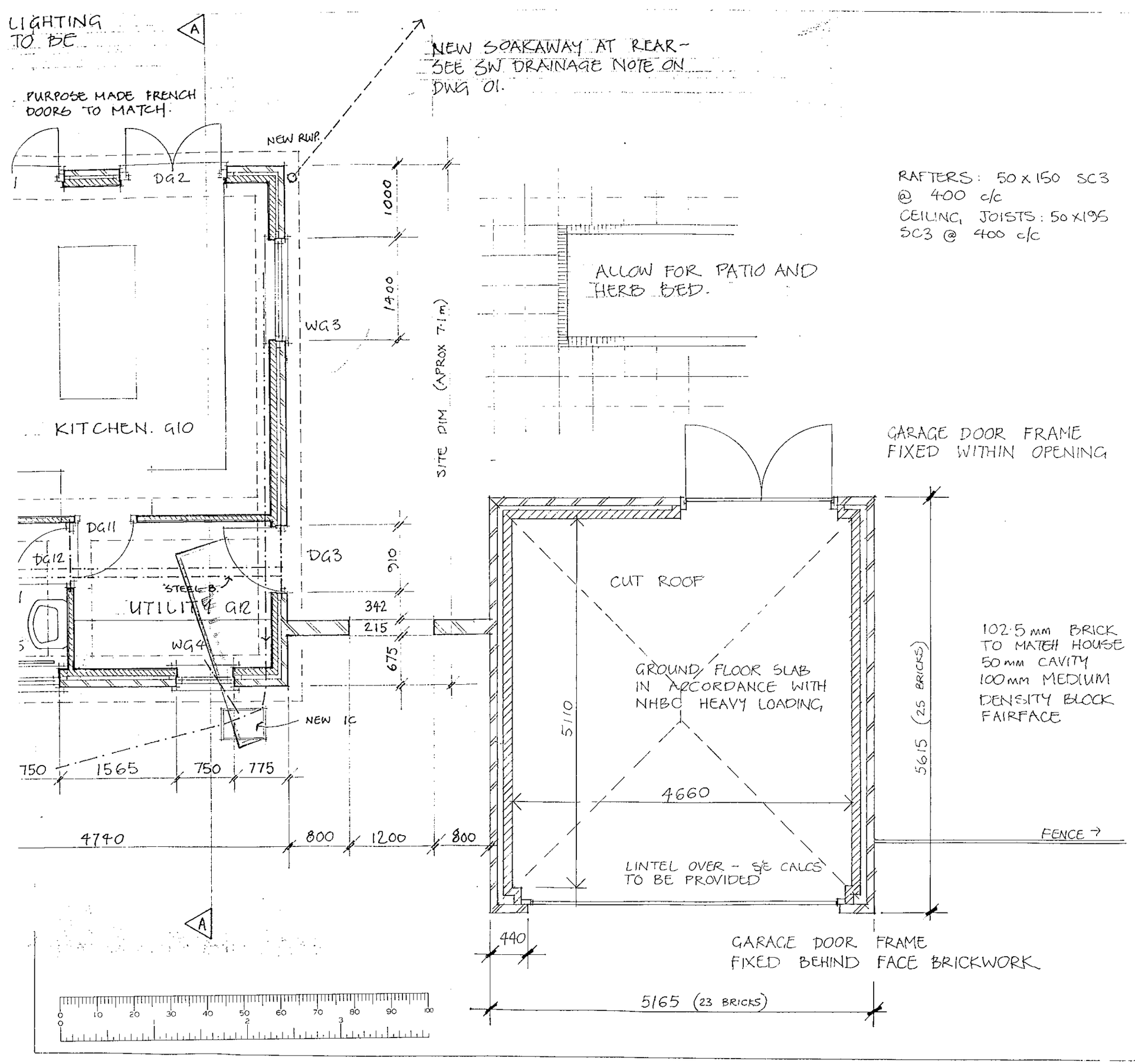

13.JAN.2000* 0338

This drawing is copyright and may not be reproduced without the written permission of the designer.
Do not scale from this drawing.
All measurements to be checked on site.

Client:

Mr & Mrs G Tilmouth

Job Location:

Chedworth
123 Easthampstead Road
Wokingham
Berkshire

Job Description:

Two storey side extension to provide new kitchen and family room, WC, utility room, bedroom and ensuite facilities.

Drawing:

Proposed plans, elevations of garage

Job No:	Dwg No:	Revision:
PJ-0074	04	
Date: OCT 99	Scale: 1:50? As shown	Drawn:

SR Architectural Design

Tel: 0118 969 5494