A1

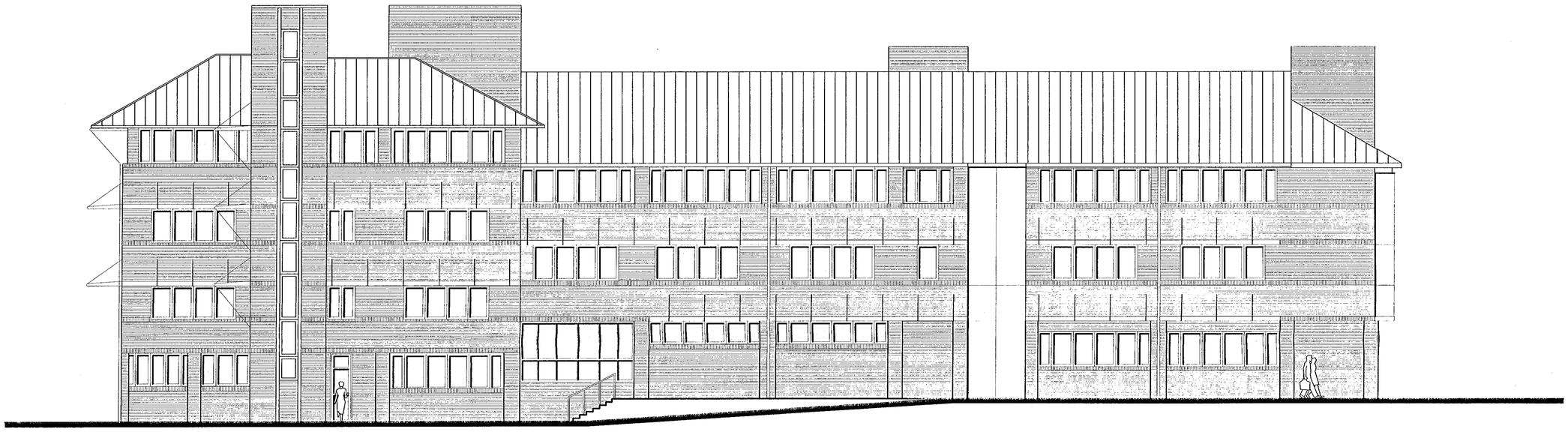

EXISTING BUILDING | PROPOSED EXTENSION

SCHEDULE OF MATERIALS

ROOF:
TURN COATED STEEL TO MATCH EXISTING

WALLS:
RED FACING BRICKWORK TO MATCH EXISTING

WINDOWS:
POWDERCOATED ALUMINIUM FRAMES TO MATCH EXISTING

DOORS:
GLASS OR POWDERCOATED METAL FRAMED OR LOUVERED TO MATCH EXISTING

SUNSHADING:
POWDERCOATED METAL SUNSHADES TO SOUTH EAST ELEVATION

LOUVRES:
PAINTED METAL LOUVRES ON TOP OF STAIRCASE ENCLOSURE

GLASS SCREENS:
ABOVE ENTRANCE AND SOUTH EAST ELEVATION AND BAY WINDOW ON NORTH EAST ELEVATION (ALUMINIUM FRAMED CURTAIN WALL WINDOWS)

GUTTERS AND DOWNPIPES:
PAINTED METAL

W.P. No. | Action Info.

Reference drawings | Legend | Notes

Revision			
A	KEY FOR SCHEDULE OF MATERIALS ADDED	JJP	19/04/00 DH
	Description	Drawn	Date Checked
	Revisions		

0 5 10
0 10 20 30 40 50 60 70 80 90 100
Original scale size 100mm—this drawing may have been reduced

The University of Reading

Project:
EXTENSION TO DEPARTENT OF METEOROLOGY – THE MADRAS PROJECT

Title:
SOUTH EAST ELEVATION

Drawn: JJP	Project Group:	Date: 29-03-2000
Checked: DH		Date: 29-03-2000
Scale: (When plotted at A1 format) 1/100		CAD Ref: N:\DWGS\01910-0\ISSUES\..... –

AMEC Design
Stratford-upon-Avon Warwickshire CV37 9NJ
Telephone: (01789) 204288 Fax: (01789) 299135
A part of AMEC Construction Limited a member of the AMEC Group

© Copyright

Drawing number: 01910-IDA-0010 | Rev: A

15.MAY2000* 1443

A1

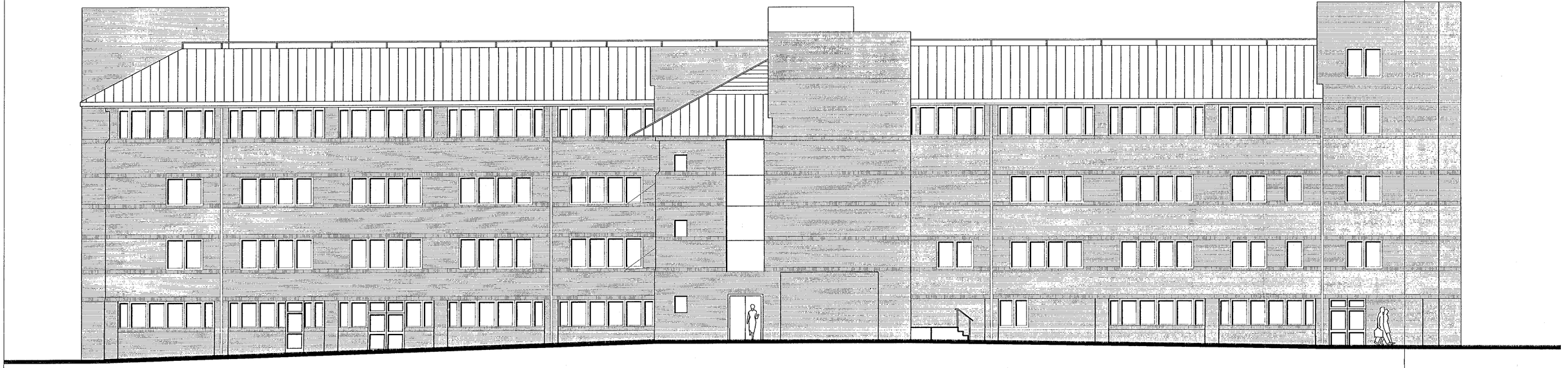

EXISTING BUILDING | PROPOSED EXTENSION | EXISTING BUILDING

SCHEDULE OF MATERIALS

ROOF:
TURN COATED STEEL TO MATCH EXISTING

WALLS:
RED FACING BRICKWORK TO MATCH EXISTING

WINDOWS:
POWDERCOATED ALUMINIUM FRAMES TO MATCH EXISTING

DOORS:
GLASS OR POWDERCOATED METAL FRAMED OR LOUVERED TO MATCH EXISTING

SUNSHADING:
POWDERCOATED METAL SUNSHADES TO SOUTH EAST ELEVATION

LOUVRES:
PAINTED METAL LOUVRES ON TOP OF STAIRCASE ENCLOSURE

GLASS SCREENS:
ABOVE ENTRANCE AND SOUTH EAST ELEVATION AND BAY WINDOW ON NORTH EAST ELEVATION (ALUMINIUM FRAMED CURTAIN WALL WINDOWS)

GUTTERS AND DOWNPIPES:
PAINTED METAL

W.P. No. | Action Info.

Reference drawings | Legend | Notes

Revision		Drawn	Date	Checked
A	KEY FOR SCHEDULE OF MATERIALS ADDED	JJP	19/04/00	DH

Description
Revisions

0 5 10
0 10 20 30 40 50 60 70 80 90 100
Original scale size 100mm–this drawing may have been reduced

The University of Reading

Project:
EXTENSION TO DEPARTMENT OF METEOROLOGY– THE MADRAS PROJECT

Title:
NORTH EAST ELEVATION

Drawn:	Project Group:	Date:
JJP		29-03-2000
Checked:		Date:
DH		29-03-2000
Scale: (When plotted at A1 format) 1/100		CAD Ref: N:\DWGS\01910-ID\ISSUES\..... –

AMEC Design
Stratford-upon-Avon Warwickshire CV37 9NJ
Telephone: (01789) 204288 Fax: (01789) 299135
A part of AMEC Construction, limited a member of the AMEC Group

© Copyright

Drawing number: 01910-IDA-0011 | Rev: A

15.MAY2000* 1443

A1

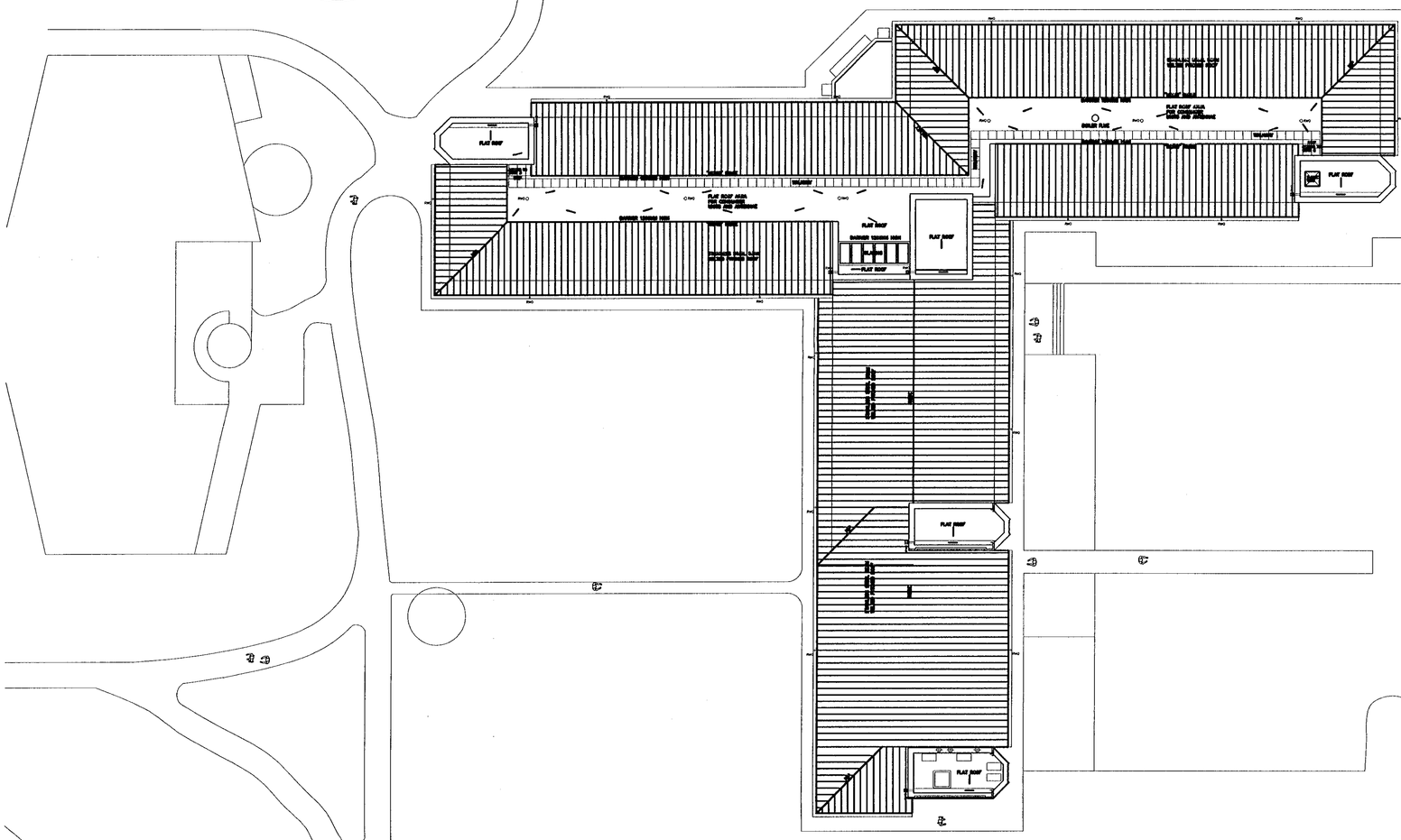

W.P. No.	Action / Info.

Reference drawings | Legend | Notes

0 5 10 — 0 10 20 30 40 50 60 70 80 90 100

Revision				
A	PROPOSED CAR PARK EXTENTION REMOVED		JJP	19/04/00 DH
	Description		Drawn	Date Checked
	Revisions			

0 5 10 — 0 10 20 30 40 50 60 70 80 90 100
Original scale size 100mm–this drawing may have been reduced

The University of Reading

Project: EXTENSION TO DEPARTMENT OF METEOROLOGY – THE MADRAS PROJECT

Title: SITE PLAN

Drawn:	Project Group:	Date:
JJP		29-03-2000
Checked:		Date:
DH		29-03-2000
Scale: (When plotted at A1 format) 1/200		CAD Ref: N:\DWGS\01910-ID\ISSUES\..... –

AMEC Design
Stratford-upon-Avon Warwickshire CV37 9NJ
Telephone: (01789) 204298 Fax: (01789) 299135
A part of AMEC Construction Limited a member of the AMEC Group

©Copyright

Drawing number: 01910-IDA-0012 | Rev. A

15.MAY2000* 1443

A1

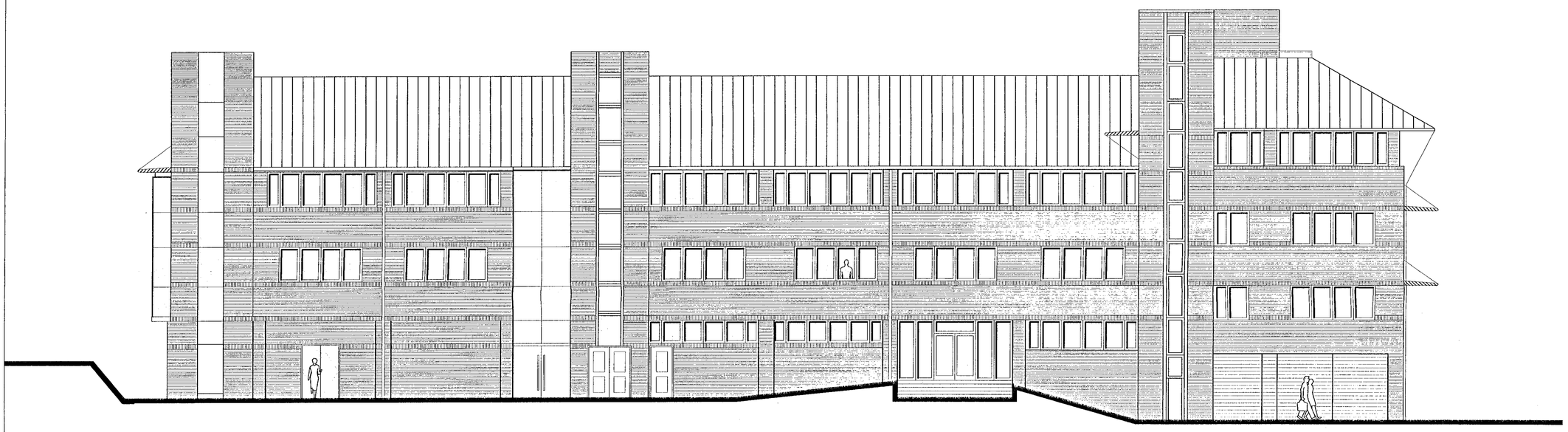

PROPOSED EXTENSION

EXISTING BUILDING

SCHEDULE OF MATERIALS

ROOF:
TURN COATED STEEL TO MATCH EXISTING

WALLS:
RED FACING BRICKWORK TO MATCH EXISTING

WINDOWS:
POWDERCOATED ALUMINIUM FRAMES TO MATCH EXISTING

DOORS:
GLASS OR POWDERCOATED METAL FRAMED OR LOUVERED TO MATCH EXISTING

SUNSHADING:
POWDERCOATED METAL SUNSHADES TO SOUTH EAST ELEVATION

LOUVRES:
PAINTED METAL LOUVRES ON TOP OF STAIRCASE ENCLOSURE

GLASS SCREENS:
ABOVE ENTRANCE AND SOUTH EAST ELEVATION AND BAY WINDOW ON NORTH EAST ELEVATION (ALUMINIUM FRAMED CURTAIN WALL WINDOWS)

GUTTERS AND DOWNPIPES:
PAINTED METAL

W.P. No. | Action Info.

Reference drawings | Legend | Notes

0 10 20 30 40 50 60 70 80 90 100

Revision				
A	KEY FOR SCHEDULE OF MATERIALS ADDED	JJP	19/04/00	DH
	Description	Drawn	Date	Checked
	Revisions			

0 5 10
0 10 20 30 40 50 60 70 80 90 100
Original scale size 100mm–this drawing may have been reduced

The University of Reading

Project:
EXTENSION TO DEPARTMENT OF METEOROLOGY – THE MADRAS PROJECT

Title:
NORTH WEST ELEVATION

Drawn: JJP	Project Group:	Date: 29-03-2000
Checked: DH		Date: 29-03-2000
Scale: (When plotted at A1 format) 1/100		CAD Ref: N:\DWGS\01910-IDA\ISSUES\..... –

AMEC Design
Stratford-upon-Avon Warwickshire CV37 9NJ
Telephone: (01789) 204288 Fax: (01789) 299135
A part of AMEC Construction Limited a member of the AMEC Group

© Copyright

Drawing number: 01910-IDA-0009 Rev: A

15 MAY 2000* 1443

A1

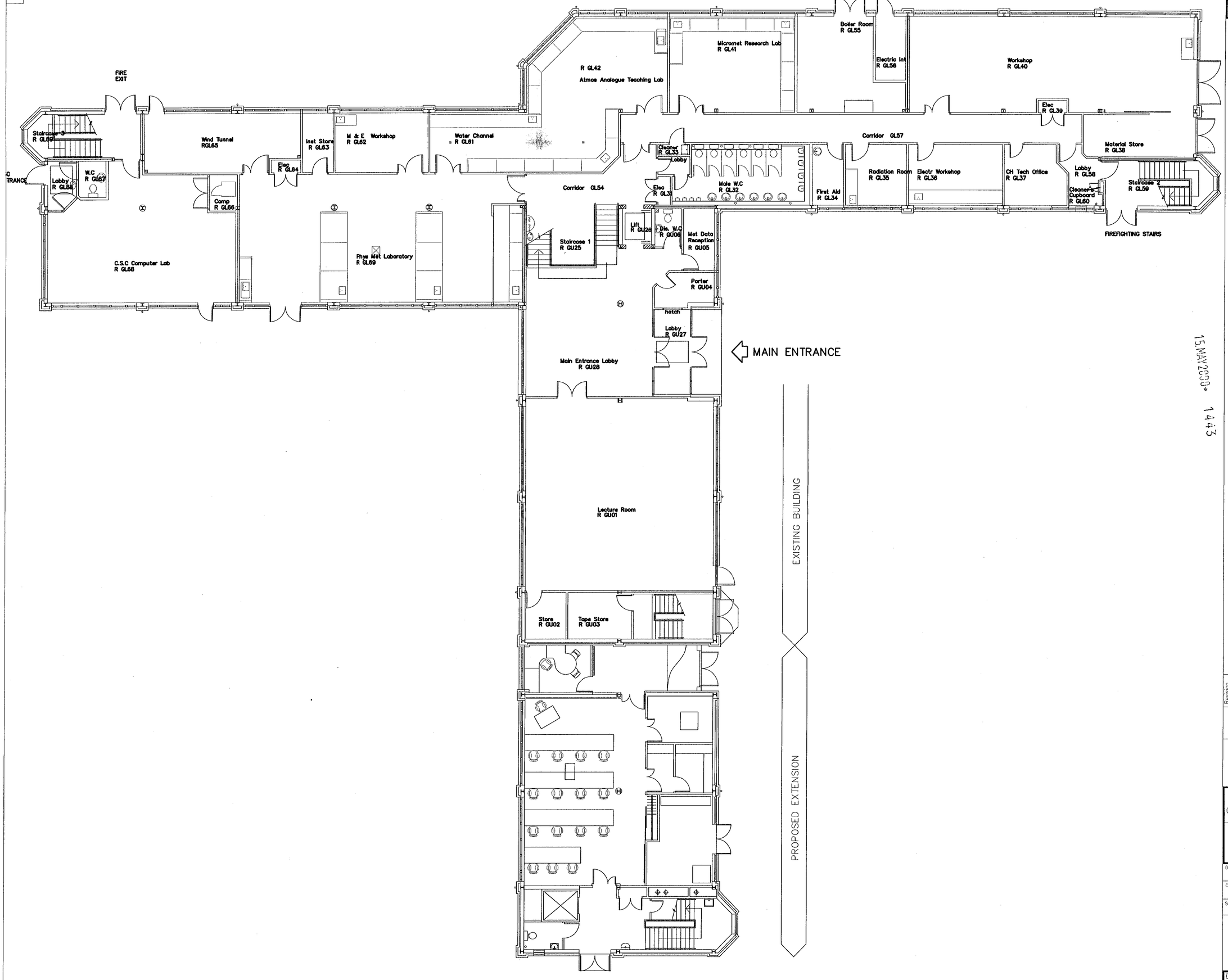

15.MAY2000* 1443

W.P. No. | Action Info.

Reference drawings | Legend | Notes

0 10 20 30 40 50 60 70 80 90 100

Revision | Description | Drawn | Date | Checked

Revisions

0 5 10
0 10 20 30 40 50 60 70 80 90 100
Original scale size 100mm–this drawing may have been reduced

The University of Reading

Project:
EXTENSION TO DEPARTMENT OF METEOROLOGY – THE MADRAS PROJECT

Title:
GROUND FLOOR PLAN

Drawn:	Project Group:	Date:
JJP		29-03-2000
Checked:		Date:
DH		29-03-2000
Scale: (When plotted at A1 format) 1/100		CAD Ref: N:\DWGS\01910-ID\ASSUES\..... –

AMEC Design
Stratford-upon-Avon Warwickshire CV37 9NJ
Telephone: (01789) 204288 Fax: (01789) 299135
A part of AMEC Construction Limited a member of the AMEC Group

© Copyright

Drawing number: 01910-IDA-0001 | Rev: OR

A1

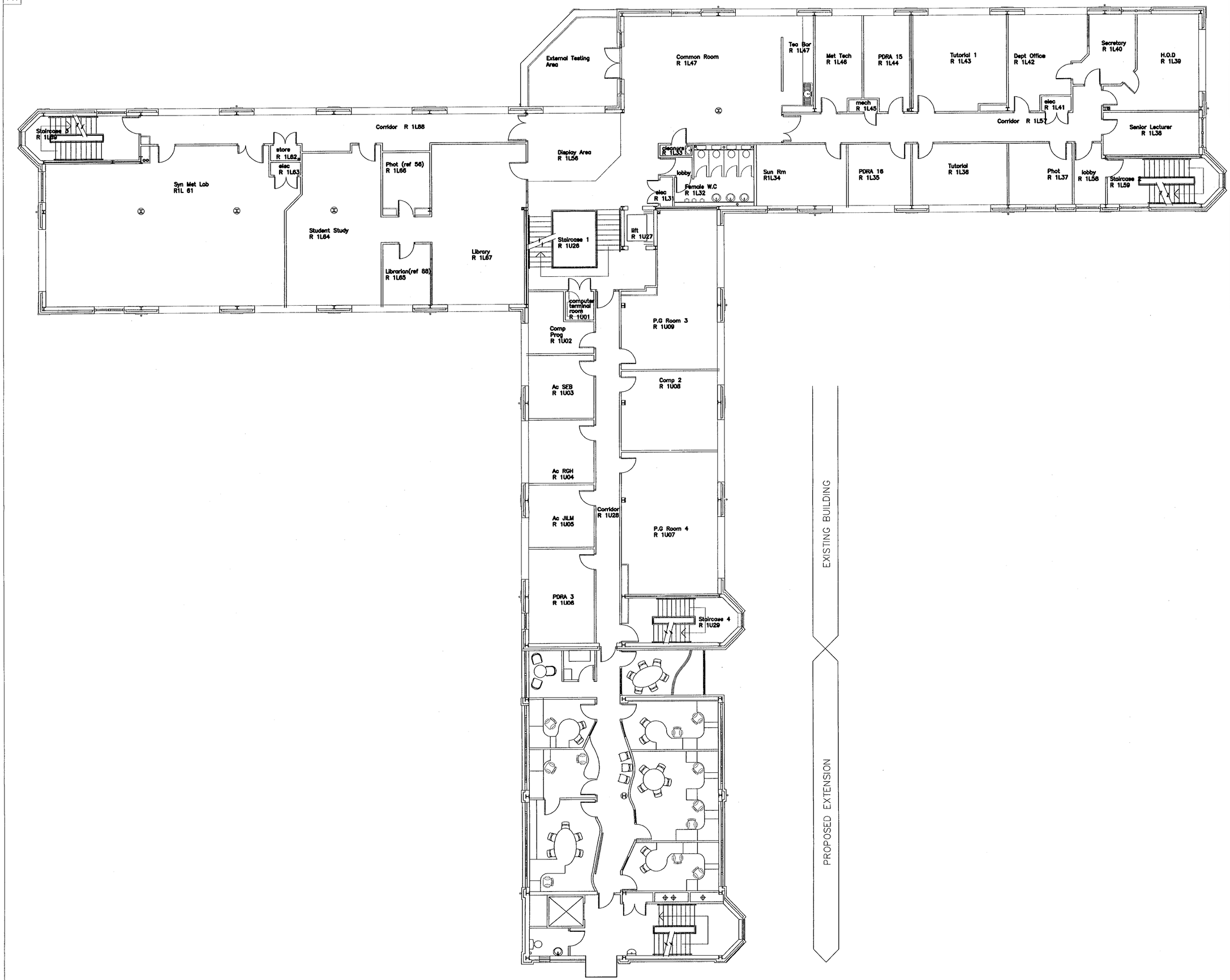

W.P. No. | Action Info.

Reference drawings | Legend | Notes

15.MAY2000* 1443

Revision	Description	Drawn	Date	Checked
	Revisions			

0 5 10
0 10 20 30 40 50 60 70 80 90 100
Original scale size 100mm–this drawing may have been reduced

The University of Reading

Project: EXTENSION TO DEPARTMENT OF METEOROLOGY – THE MADRAS PROJECT

Title: FIRST FLOOR PLAN

Drawn:	Project Group:	Date:
JJP		29-03-2000
Checked:		Date:
DH		29-03-2000
Scale: (When plotted at A1 format) 1/100		CAD Ref: N:\DWGS\01910-ID\ISSUES\..... –

AMEC Design
Stratford-upon-Avon Warwickshire CV37 9NJ
Telephone: (01789) 204288 Fax: (01789) 299135
A part of AMEC Construction Limited a member of the AMEC Group

© Copyright

Drawing number: 01910-IDA-0002 Rev. OR

A1

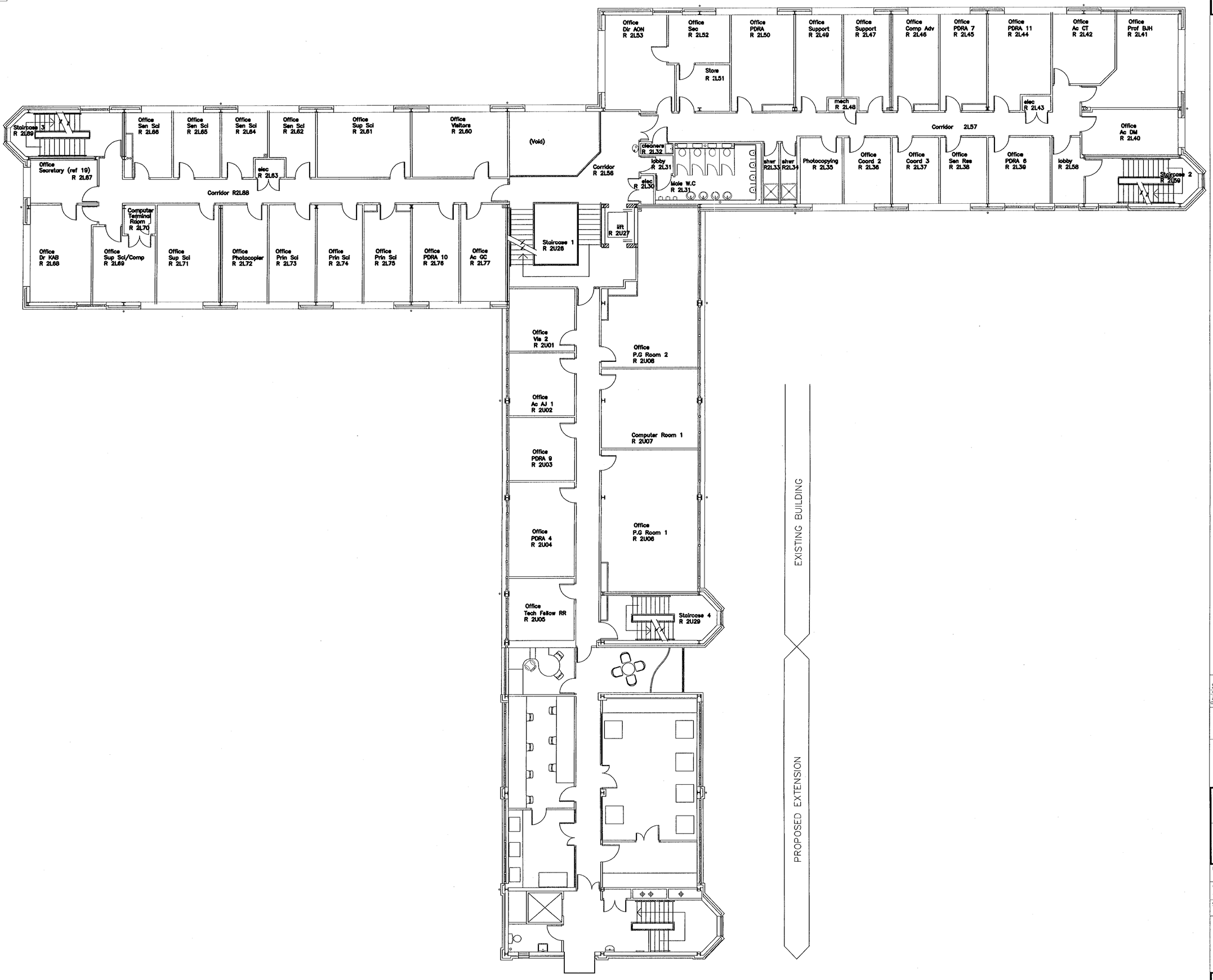

W.P. No.	Action / Info.

Reference drawings | Legend | Notes

15.MAY2000* 1443

Revision	Description	Drawn	Date	Checked
	Revisions			

0 5 10
0 10 20 30 40 50 60 70 80 90 100
Original scale size 100mm—this drawing may have been reduced

The University of Reading

Project: EXTENSION TO DEPARTMENT OF METEOROLOGY – THE MADRAS PROJECT

Title: SECOND FLOOR PLAN

Drawn:	Project Group:	Date:
JJP		29-03-2000
Checked:		Date:
DH		29-03-2000
Scale: (When plotted at A1 format) 1/100		CAD Ref: N:\DWGS\01910-ID\ISSUES\.... –

AMEC Design
Stratford-upon-Avon Warwickshire CV37 9NJ
Telephone: (01789) 204288 Fax: (01789) 299135
A part of AMEC Construction Limited a member of the AMEC Group

© Copyright

Drawing number: 01910-IDA-0003 Rev. OR

A1

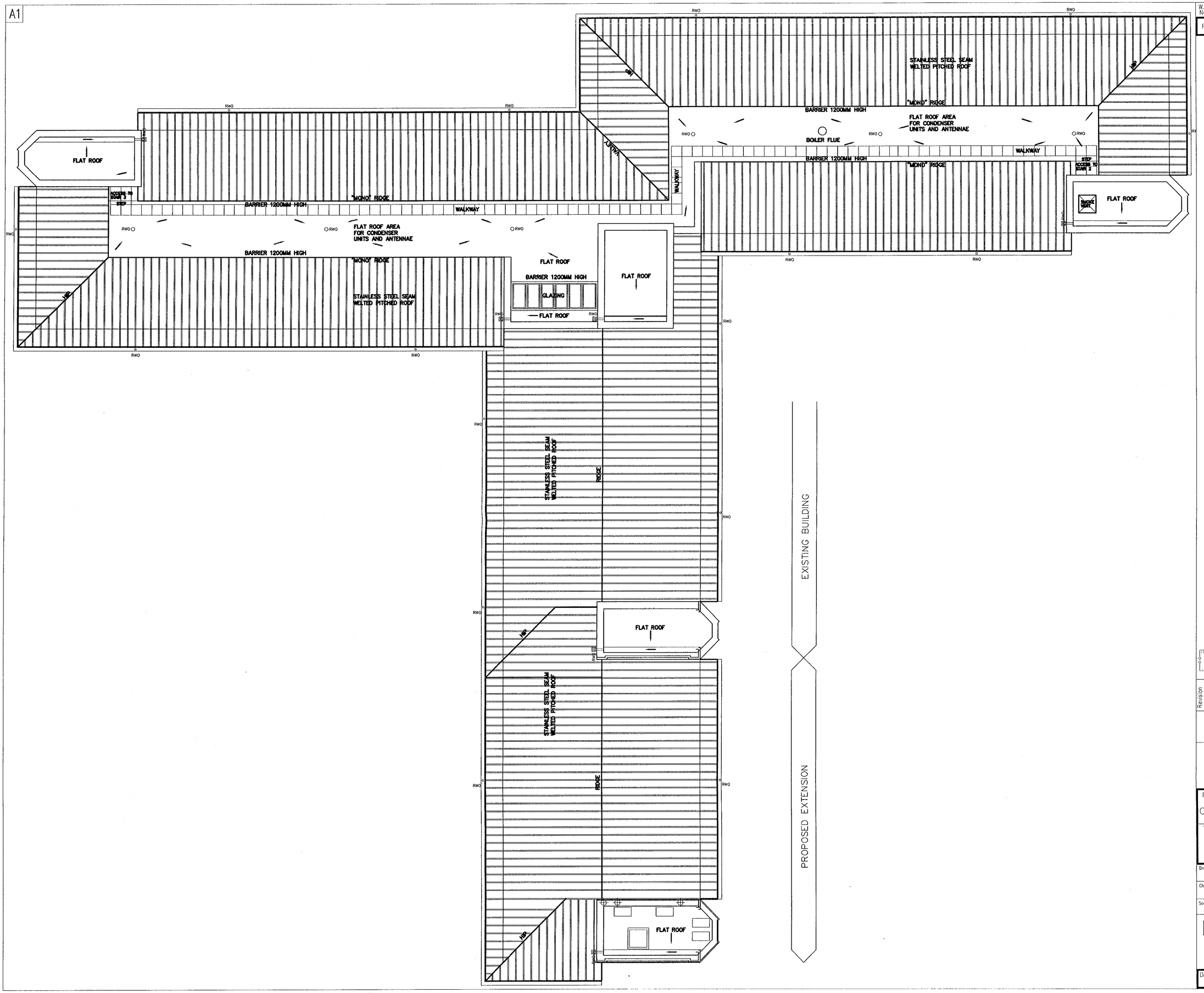

W.P. No.	Action info.																

Reference drawings | Legend | Notes

15 MAY 2000* 1443

Revision	Description	Drawn	Date	Checked
	Revisions			

0 5 10
0 10 20 30 40 50 60 70 80 90 100
Original scale size 100mm--this drawing may have been reduced

The University of Reading

Project: EXTENSION TO DEPARTMENT OF METEOROLOGY – THE MADRAS PROJECT

Title: ROOF PLAN

Drawn:	Project Group:	Date:
JJP		29-03-2000
Checked:		Date:
DH		29-03-2000
Scale: (When plotted at A1 format) 1/100		CAD Ref: N:\DWGS\01910-ID\ISSUES\.... –

AMEC Design
Stratford-upon-Avon Warwickshire CV37 9NJ
Telephone: (01789) 204288 Fax: (01789) 299135
A part of AMEC Construction Limited a member of the AMEC Group

© Copyright

Drawing number: 01910-IDA-0007 Rev. 0R

WILDERNESS

LAKE

N

PROPOSED CCTV CAMERA POSITION A

ESC ENTRANCE

W058B089

W058B090

W058B088

DELIVERY YARD

GRUNDON BIN

PROPOSED CCTV CAMERA POSITION B

25 Nº BICYCLE STANDS (Students)

18 Nº BICYCLE STANDS (Staff)

LPG STORE

MAIN ENTRANCE

DELIVERY VAN BAY

NEW CARPARK 32 Nº SPACES

TARMAC FOOTPATH

TARMAC FOOTPATH TO FRIENDS BRIDGE

Planting

G

PLANTING

ECONOMICS CARPARK

E

F

PSYCHOLOGY (EXISTING SPURS)

NEW SERVICE ROAD

New Footpath

15 MAY 2000

1443

Notes

EXISTING

Mod.	Date	Revision
G	5.12.96	LPG store added + Service Road footpath.
F	27.9.96	Path + Road Route Amended
E	19/9/96	ADDITION OF BIKE STAND. PATH ALTERATION AND KERB LAYOUT CHANGES.
D	18/7/95	CCTV CAMERA POSITIONS ADDED
C	09/10/95	DRAWING BROUGHT UPTO DATE WITH COMPUTER GENERATED SETTING OUT DWGS
B	14/7/95	SECTION LOCATIONS ADDED
A	3/5/95	DELIVERY YARD AREA REVISED, SERVICE ROAD WIDENED TO 6.8m

THE UNIVERSITY OF READING

Buildings Officer:
K. Collins, C Eng MIEE M Inst E
Buildings Office
Whiteknights. PO Box 235
Reading RG6 2BW
Tel. Reading (0734) 318300

Project

EARLEY GATE DEVELOPMENT PHASE 3

Subject

SITE PLAN

Drn/Tcd.	Date
GPK	17.01.95
Job No.	Scale
129/94	1:200

Blg Number	Drawing Number	Rev
W058	B004	G

1444-285T

top of tree canopy



top of tree canopy

North East Elevation



South East Elevation

Notes

Mod.	Date	Revision
A	19-5-95	Door & Windows Repositioned and Size of Windows Amended

THE UNIVERSITY OF READING

Buildings Officer:
K. Collins, C Eng MIEE M Inst E
Buildings Office
Whiteknights, PO Box 235
Reading RG6 2BW
Tel. Reading (0734) 318300

Building
EARLEY GATE DEVELOPMENT

Project
PHASE 3 METEOROLOGY

Title
NORTH EAST & SOUTH EAST ELEVATIONS

Drn/Tcd.	Date
	JANUARY 1995
Job No. 129/94	Scale 1:100

Big Number	Drawing Number		Rev
W058	B	13	A

15 MAY 2000 * 1443

JIG DESIGN

Notes



South West Elevation



North West Elevation

Mod.	Date	Revision
A	19-5-95	Doors & Windows Repositioned and Size of Windows Amended

THE UNIVERSITY OF READING

Buildings Officer:
K. Collins, C Eng MIEE M Inst E
Buildings Office
Whiteknights, PO Box 235
Reading RG6 2BW
Tel. Reading (0734) 318300

Building
EARLEY GATE DEVELOPMENT

Project
PHASE 3 METEOROLOGY

Title
SOUTH WEST & NORTH WEST ELEVATIONS

Drn/Tcd.	Date
	JANUARY 1995
Job No. 129/94	Scale 1-100

Bldg Number	Drawing Number		Rev
W058	B	12	A

EXISTING
15 MAY 2000 * 1443

JIG DESIGN

1444-2697

Notes

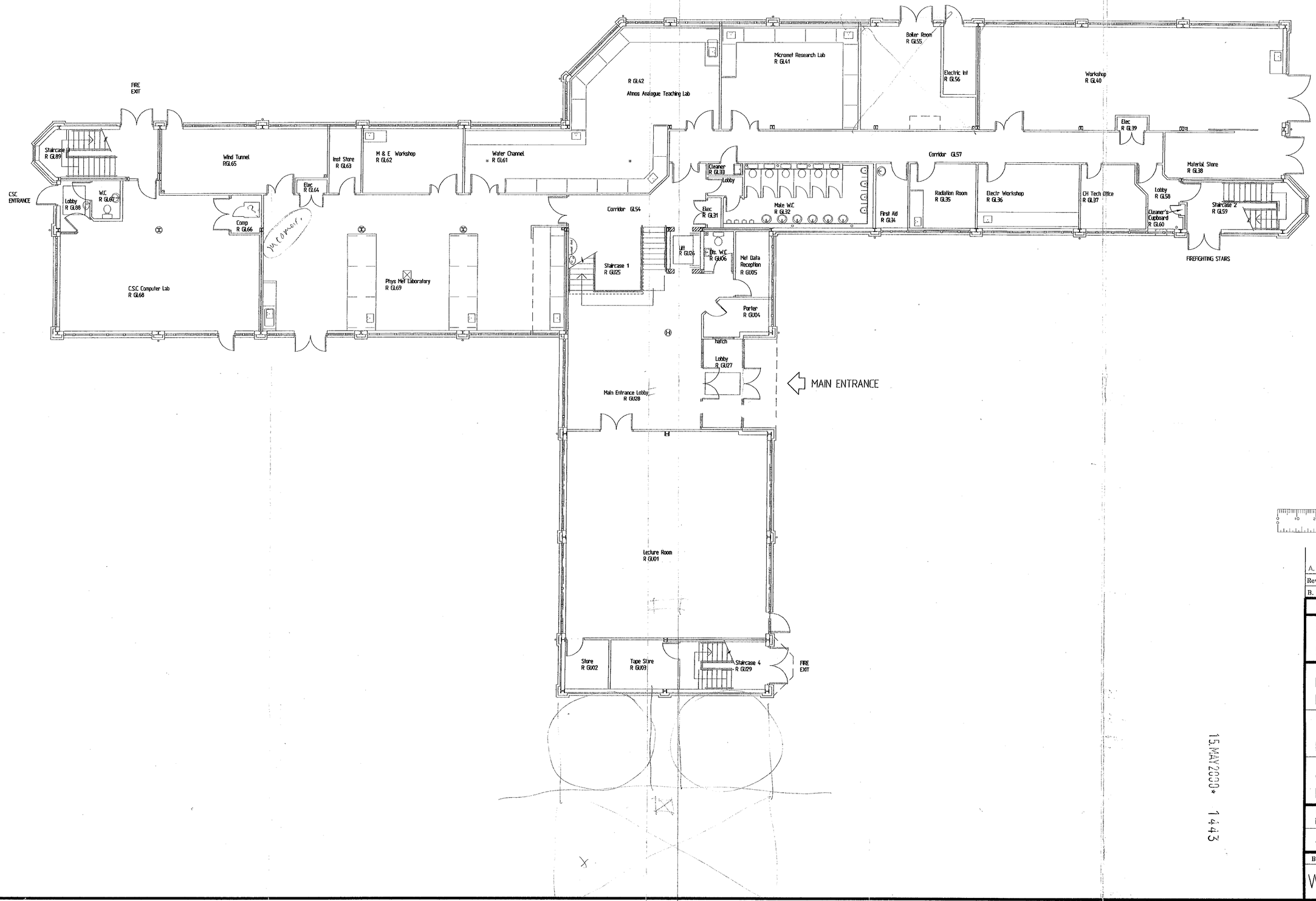

Rev.	Description	Date
A.	DRAWING UPDATED.	3/6/96

B. O. CAD File Reference: W058MAS

The University of Reading

Buildings Officer
K. Collins, CEng, FIEE, MInstE
Buildings Office
Whiteknights, PO Box 235
Reading, RG6 6BW
Tel. 0118 9318300 Fax. 0118 9753499

Building
EARLEY GATE REDEVELOPMENT

Project
PHASE THREE METEOROLOGY

Title
GROUND FLOOR LAYOUT PLAN

Drawn	Date
DT	APRIL 1995
Job Number	Scale
129/94	1 : 100

Building No.	Code	Drawing No.	Rev.
W058	B	006	A

15 MAY 2000 * 1443

EXISTING

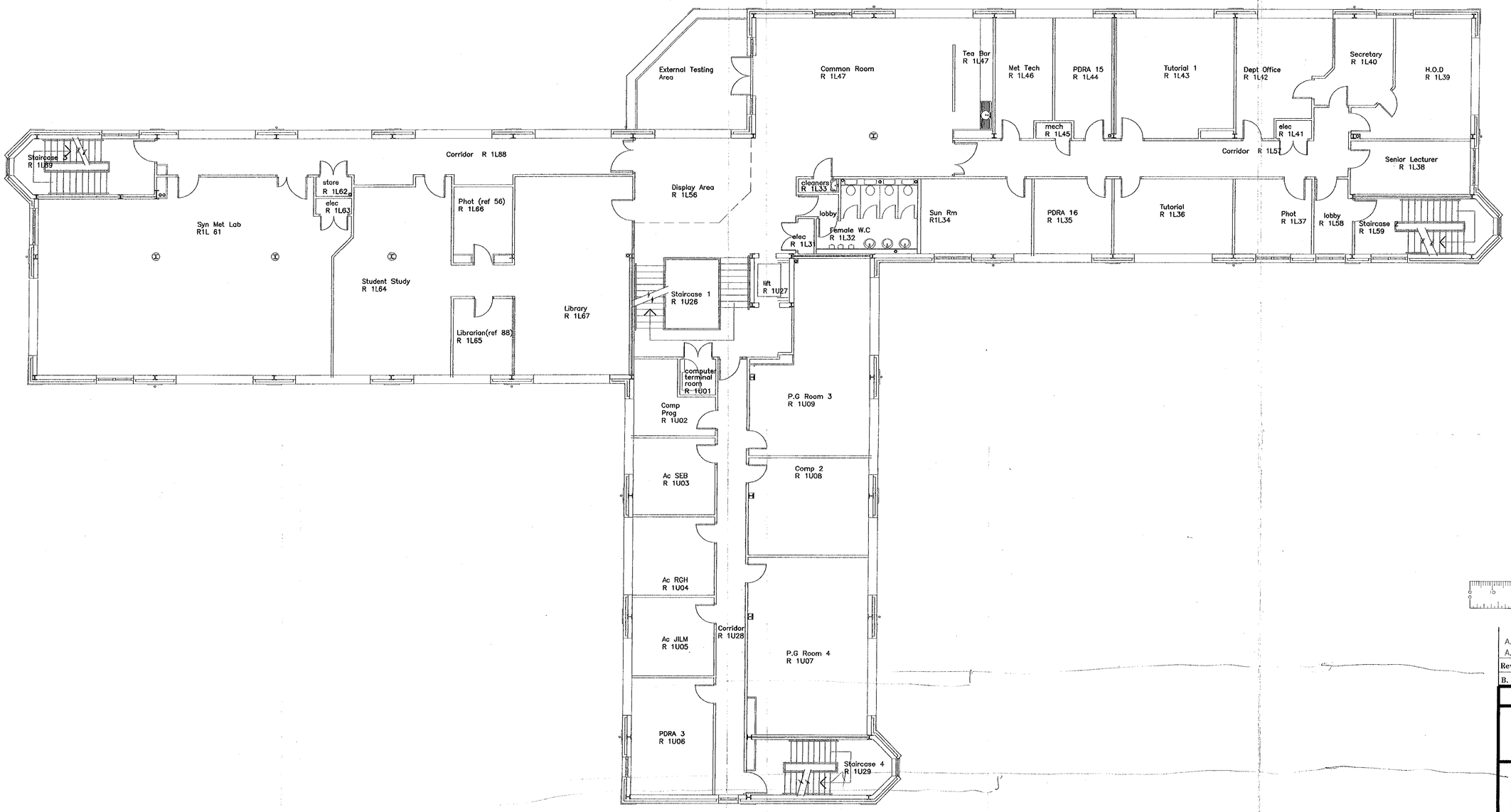

Rev.	Description	Date
A.	General update.	3/6/96
A.	Drawing updated.	10/5/96

B. O. CAD File Reference: W058MAS

The University of Reading

Buildings Officer
K. Collins, CEng, FIEE, MInstE
Buildings Office
Whiteknights, PO Box 235
Reading, RG6 6BW
Tel. 0118 9318300 Fax. 0118 9753499

Building: EARLEY GATE REDEVELOPMENT

Project: PHASE THREE METEOROLOGY

Title: FIRST FLOOR LAYOUT PLAN

Drawn	Date
DT	APRIL 1995
Job Number	Scale
129/94	1 : 100

Building No.	Code	Drawing No.	Rev.
W058	B	007	B

15 MAY 2000 1443

Notes

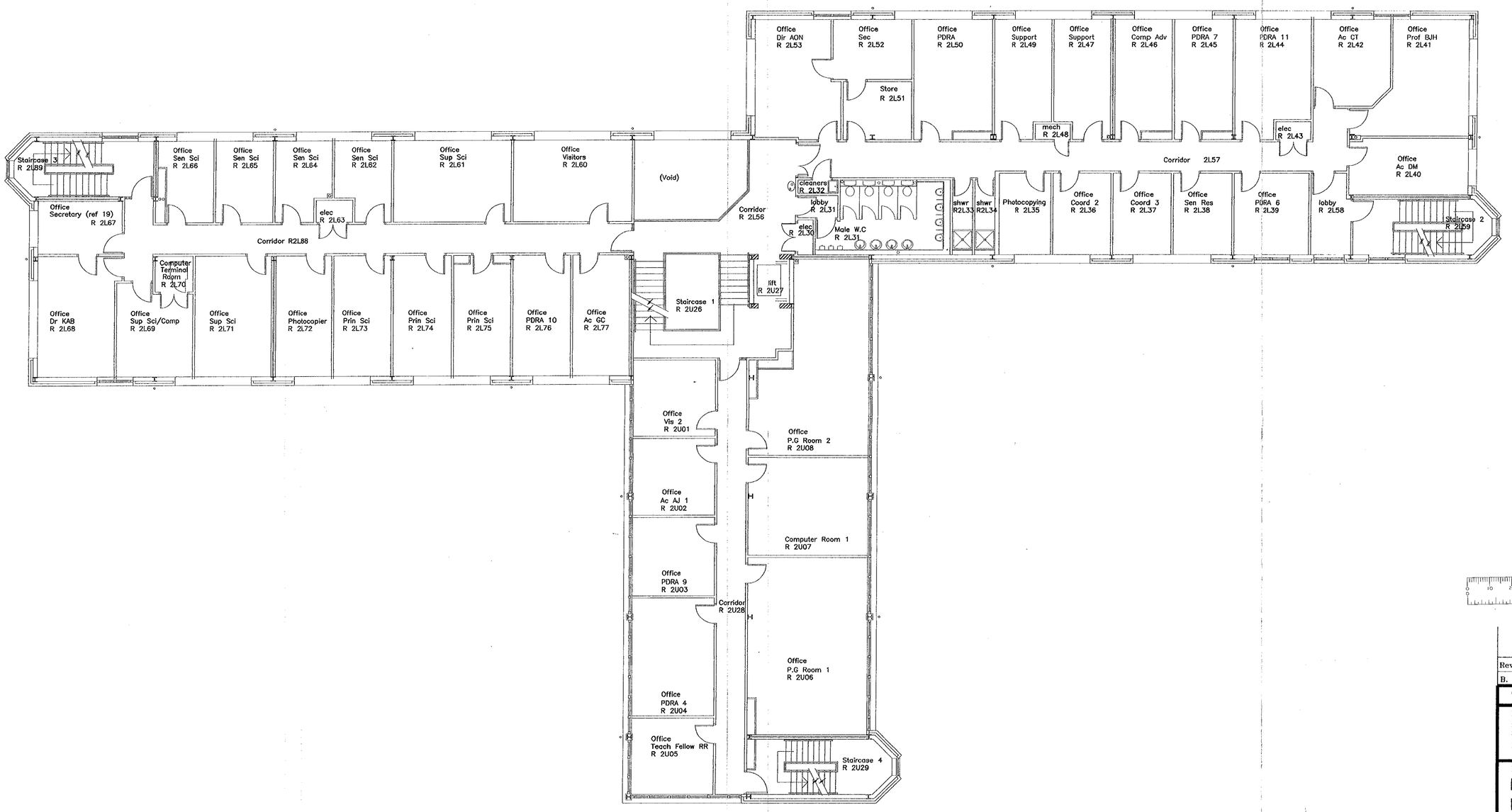

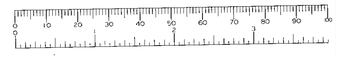

Rev.	Description	Date
B. O. CAD File Reference	W058MAS	

The University of Reading

Buildings Officer
K. Collins, CEng, FIEE, MInstE
Buildings Office
Whiteknights, PO Box 235
Reading, RG6 6BW
Tel. 0118 9318300 Fax. 0118 9753499

Building
EARLEY GATE REDEVELOPMENT

Project
PHASE THREE METEOROLOGY

Title
SECOND FLOOR LAYOUT PLAN

Drawn	Date
DT	APRIL 1995
Job Number 129/94	Scale 1 : 100

Building No.	Code	Drawing No.	Rev.
W058	B	008	A

EXISTING

15 MAY 2000 14:43

Notes

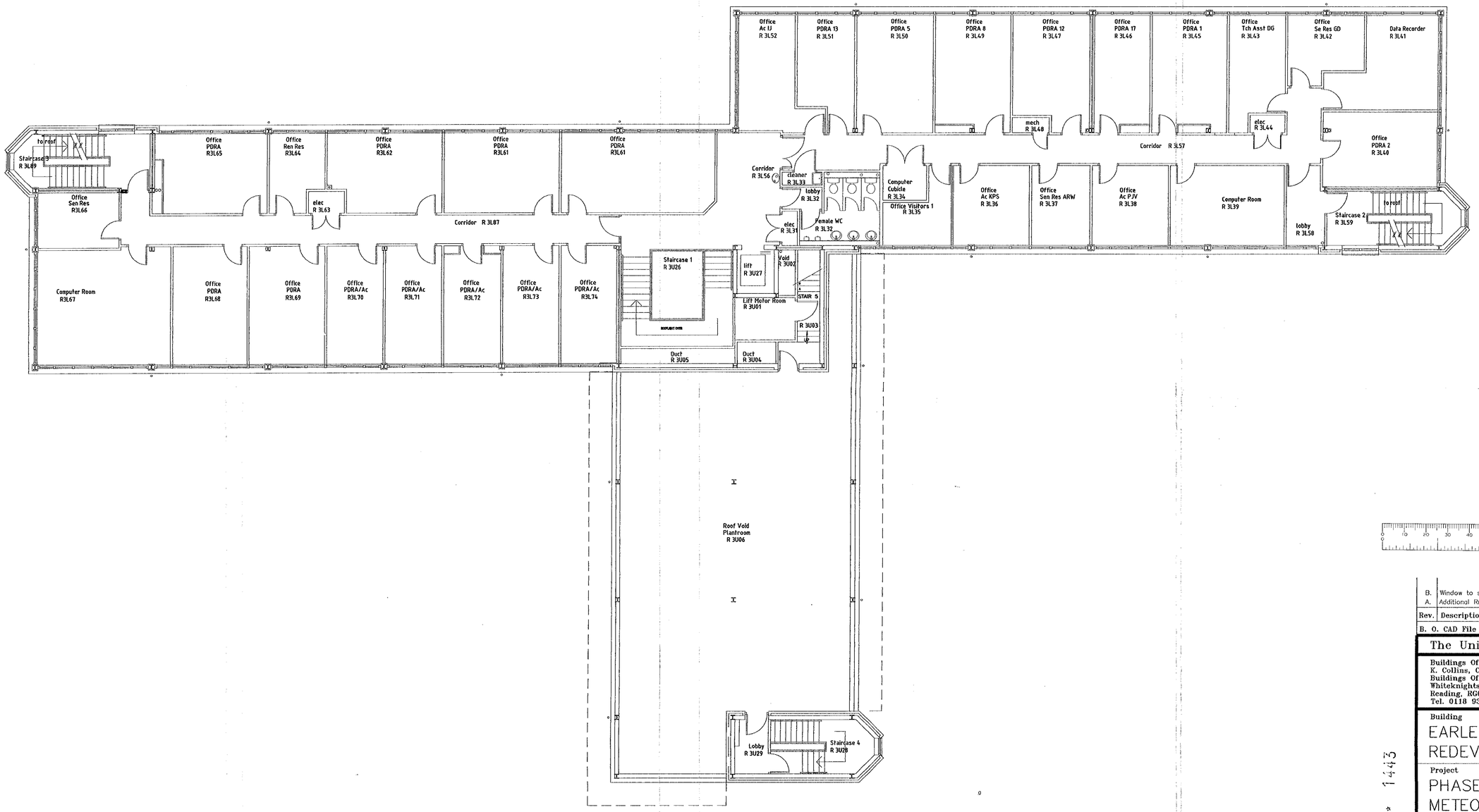

Rev.	Description	Date
B.	Window to staircase 4 deleted.	3.6.95
A.	Additional Rms added South East Wing.	24.10.94

B. O. CAD File Reference: W058MAS

The University of Reading

Buildings Officer
K. Collins, CEng, FIEE, MInstE
Buildings Office
Whiteknights, PO Box 235
Reading, RG6 6BW
Tel. 0118 9318300 Fax. 0118 9753499

Building
EARLEY GATE REDEVELOPMENT

Project
PHASE THREE METEOROLOGY

Title
THIRD FLOOR LAYOUT PLAN

Drawn	Date
DT	APRIL 1995
Job Number: 129/94	Scale: 1 : 100

Building No.	Code	Drawing No.	Rev.
W058	B	009	B

15.MAY2000 1443

EXISTING

Notes

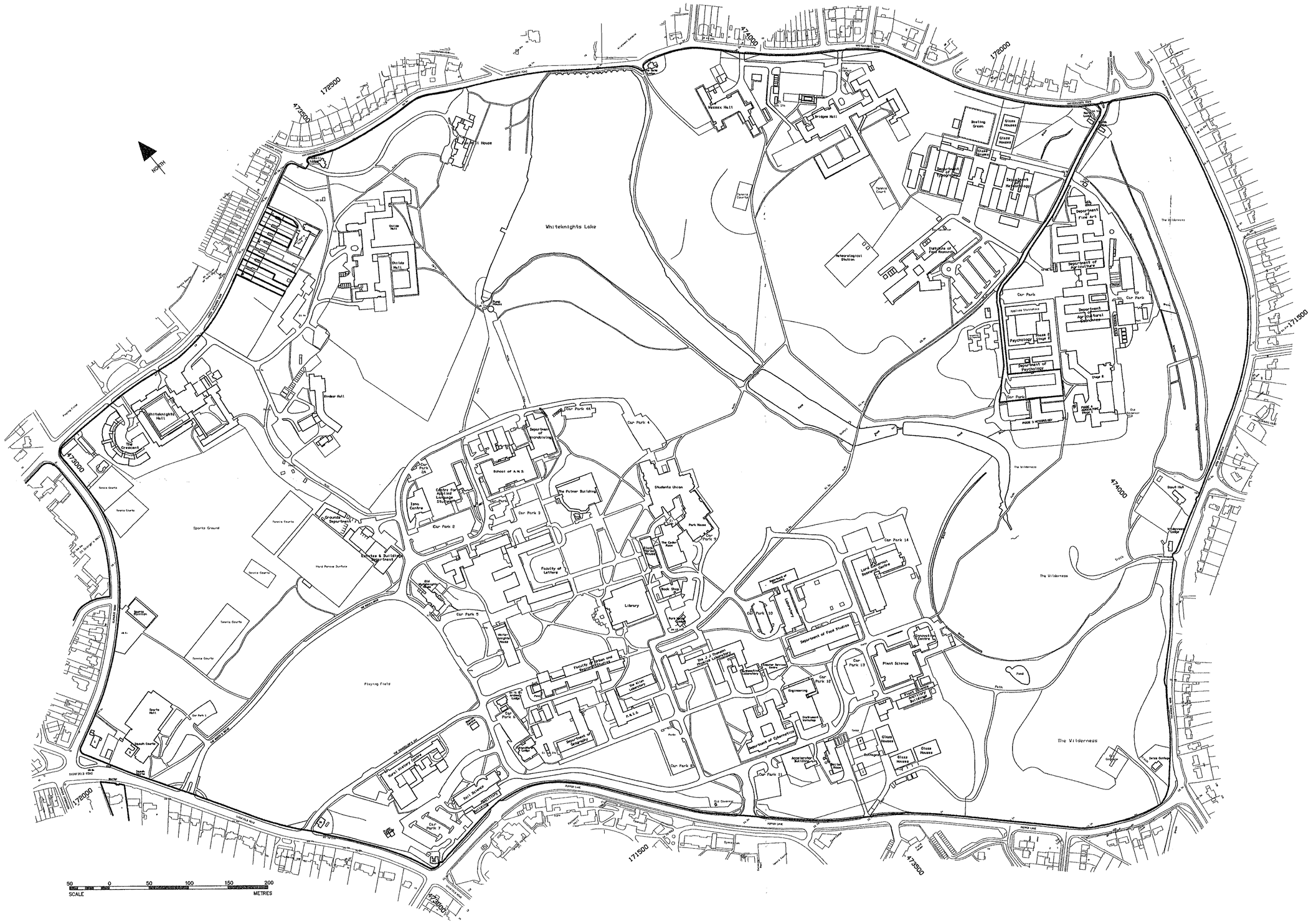

Copyright

Based upon Ordnance Survey digital map data with the permission of the Controller of Her Majesty's Stationery Office, c Crown Copyright. Licence No. ALD 1814A.

Maps used in the reproduction include :-
SU7272SE; SU7272SW; SU7373SE; SU7472SW; SU7271NE; SU7371NW; SU7371NE; SU7471NW; SU7371SW; SU7371SE; SU7471SW.

Original Scale 1 : 10,000.
Original year of publication 1994.
Unauthorized reproduction infringes Crown Copyright and may lead to prosecution or civil proceedings.

Project site (planning)

Extent of other university owned land.

15 MAY 2000 1443

Rev.	Description	Date
B. O. CAD File Reference		
Date Plotted: 05.04.00	Time:	

The University of Reading

Buildings Officer
K. Collins, CEng, FIEE, MInstE
Buildings Office
Whiteknights, PO Box 235
Reading, RG6 6BW
Tel. 0118 9318300 Fax. 0118 9753499

Building
WHITEKNIGHTS SITE
READING UNIVERSITY

Project
SITE PLAN – MADRAS
(EXTRACT OF)

Title
LOCATION PLAN

Drawn	Date
LES	APRIL 00
Job Number	Scale
0024303	1 : 2500

Building No.	Code	Drawing No.	Rev.
W058	B	314	R_