

1) NORTH ELEVATION

NOTE
AS NEW EXTENSION COVERS EXISTING SOAKAWAY PIT, A NEW PIT IS TO BE DUG 1000mm DIA. X 2000mm DEEP SITUATED A MINIMUM OF 4500mm FROM BUILDING.

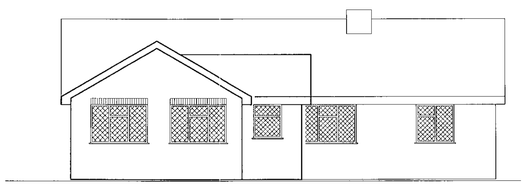

2) WEST ELEVATION

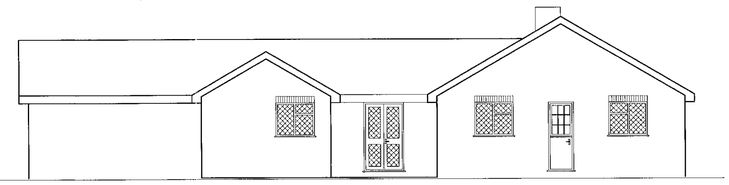

3) SOUTH ELEVATION

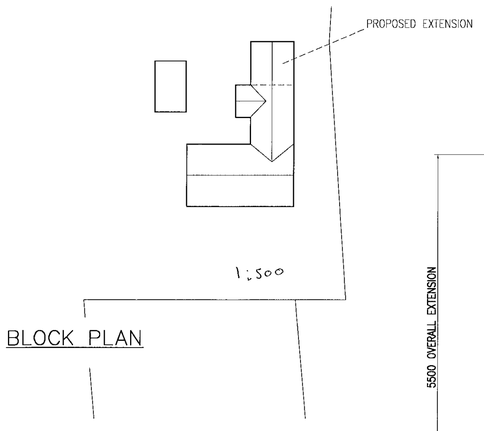

BLOCK PLAN

1:50 FLOOR PLAN

COLOUR KEY

- RESIDENCE OF MR. & MRS. D.C. MASKELL
- RESIDENCE OF MR. A.D MASKELL & MS. T. MIELKE
- PROPOSED EXTENSION TO RESIDENCE OF MR. & MRS. D.C MASKELL.

EXISTING FENCE LINE

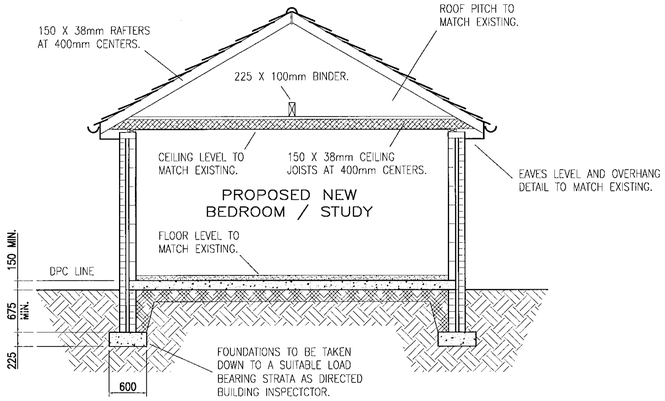

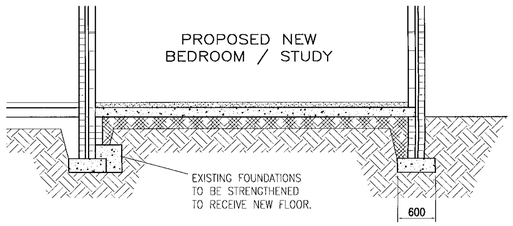

TYPICAL VERTICAL SECTIONS

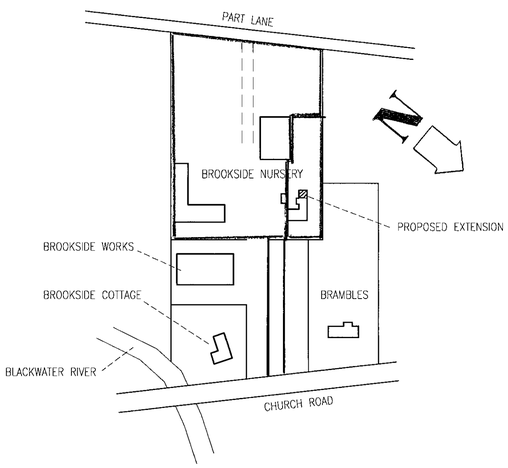

LOCATION PLAN

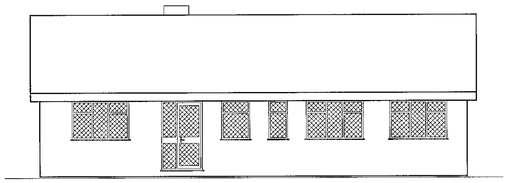

4) EAST ELEVATION

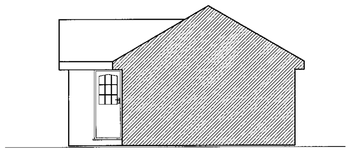

5) EAST ELEVATION

NOTES

ROOFING
TILING TO MATCH EXISTING ON FELT AND BATTENS FIXED TO 150 X 38mm RAFTERS PITCHED TO MATCH EXISTING AND SET AT 400mm CENTERS.
200mm FIBREGLASS INSULATION TO BE LOCATED BETWEEN 150 X 38mm CEILING JOISTS.
9mm FOIL BACKED PLASTERBOARD CEILING AND SKIMCOAT PLASTER TO RECEIVE SELECTED DECORATION.
ROOF SPACE IS TO HAVE PERMANENT CROSS VENTILATION ACHIEVED BY PRORIETARY VENTILATORS AT EAVES LEVEL TO THE EQUIVALENT OF A 10mm CONTINUOUS GAP.

21.MAR2000* 1022

LATERAL RESTRAINT
WHERE CEILING JOISTS RUN PARALLEL TO AN EXTERNAL WALL, LATERAL RESTRAINT MUST BE ACHIEVED BY METAL STRAPS AT 1200mm CENTERS, SPANNING THREE JOISTS.
IN ADDITION, MILD STEEL ANCHORS MIN: 30 X 5mm CROSS SECTIONAL AREA ARE TO BE PROVIDED AT 2000mm CENTERS TO ANCHOR DOWN WALL PLATES.

FLOOR
SELECTED FLOOR FINISH ON 65mm REINFORCED SCREED ON BUILDING PAPER ON 40mm ROCKWALL RIDGID SLAB INSULATION ON DPC ON 150mm SUSPENDED CONCRETE FLOOR SLAB, SUPPORTED ON ALL EDGES AND REINFORCED WITH 10mm MAIN BARS AT 100mm CENTERS WITH 8mm DISTRIBUTION BARS AT 200mm CENTERS WITH 40mm BOTTOM COVER SET ON BLINDED LAYER OF 150mm SELECTED HARDCORE.

WALLS
112mm EXTERNAL SKIN OF FACING BRICK TO MATCH EXISTING WITH 50mm CAVITY CONTAINING 50mm ROCKWOOL INSULATION BATTS AND 100mm INTERNAL SKIN OF BLOCKWORK AND 16mm PLASTER FINISH TO RECEIVE SELECTED DECORATIONS.
TO AVOID COLD BRIDGING REVEALS AROUND EXTERNAL DOOR AND WINDOW OPENINGS TO BE INSULATED.

WINDOWS AND DOORS
NEW WINDOWS IN EXTENSION TO BE DOUBLE GLAZED LEADED LIGHTS TO MATCH EXISTING.
NEW BATHROOM WINDOW TO BE OBSCURE GLAZED.
TRICKLE VENTS TO BE PROVIDED IN WINDOW HEADS.
NEW WINDOWS TO PROVIDE MIN. 850 HIGH X 500mm WIDE CLEAR OPENING AS ALTERNATIVE FIRE ESCAPE.

APPROVED

LINTELS
GALVANISIED STEEL INSULATED LINTELS TO BE USED OVER NEW WINDOWS TO EXTENSION.

ELECTRICS
TO INDIVIDUAL REQUIREMENTS BUT MUST BE INSTALLED IN STRICT ACCORDANCE WITH CURRENT I.E.E. REGULATIONS.

RAINWATER
112mm GUTTERS AND 62mm DOWNPIPES TO MATCH EXISTING TO DISCHARGE VIA. BACK INLET GULLIES AND 100mm UPVC UNDERGROUND DRAIN PIPE TO SOAKAWAY 1000mm DIAMETER X 2000mm DEEP SITUATED A MINIMUM OF 4500mm FROM BUILDING.



RG/7/00

PROPOSED EXTENSION TO GRANNY / GRANDAD ANNEX AT BROOKSIDE NURSERY, CHURCH ROAD, SWALLOWFIELD, RG71TH. FOR MR A.D MASKELL	SCALE	DATE	DRAWING No.	REV
	1:50 & 1:100	MARCH 2000	BN001	0