Notes:
All dimensions must be checked on site and not scaled from this drawing

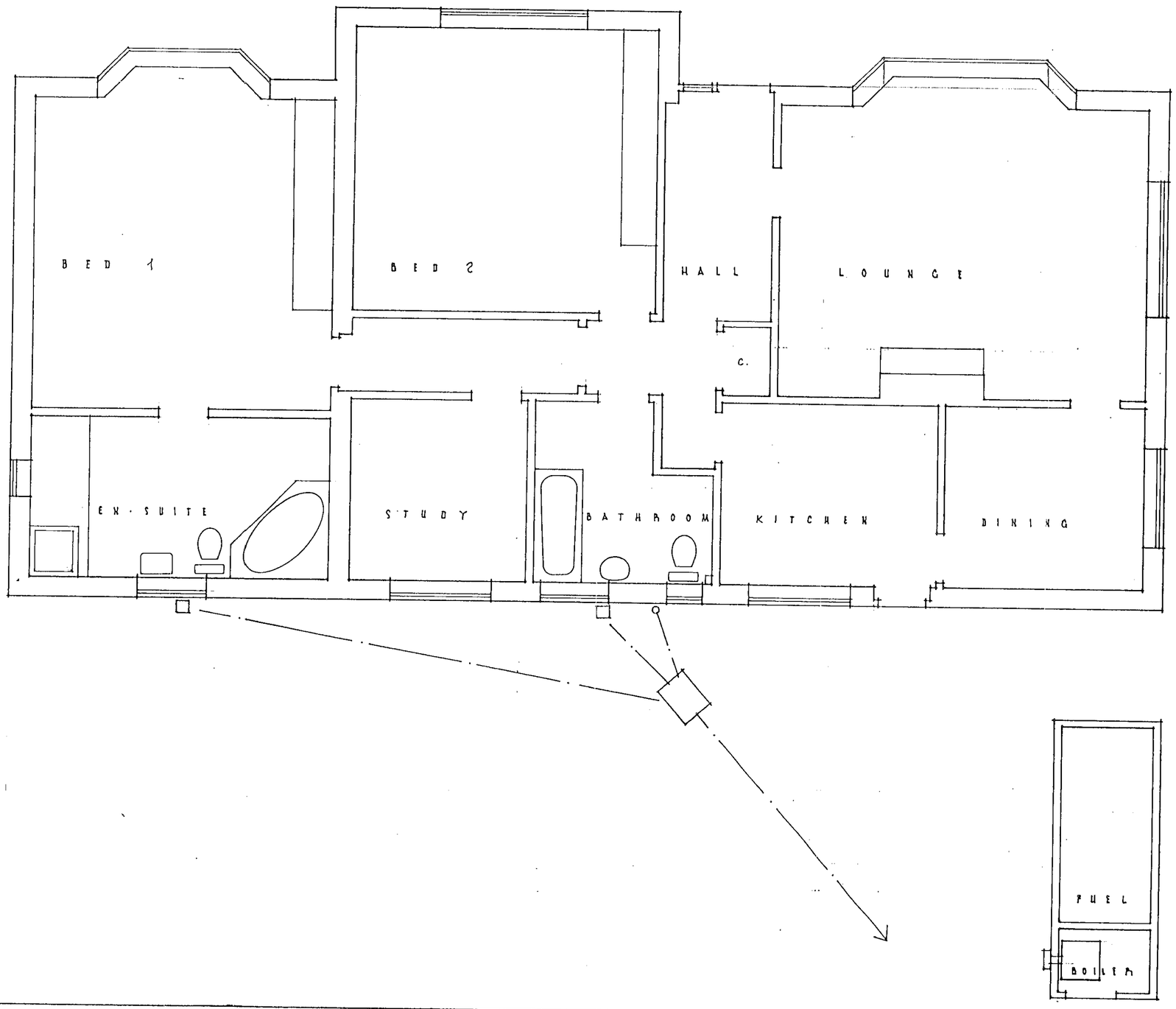


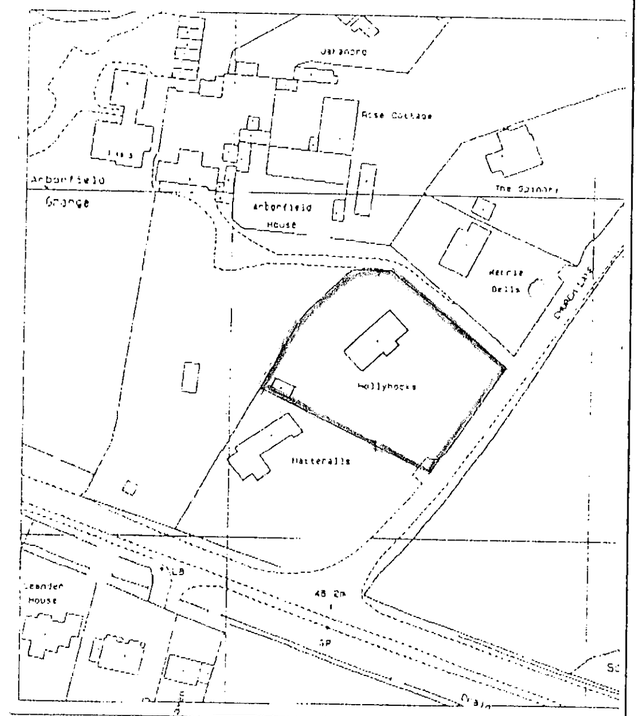


Location Plan 1 : 1250

OC.NOV 2767
APPROVED

Job Title

PROPOSED
FIRST FLOOR
AT
HOLLYHOCKS
CHURCH LANE
ARBORFIELD

Drawing Title

GROUND
FLOOR AS
EXISTING

Walter Glover & Associates
Planning & Building Consultants
8 Abbey Road
Virginia Water Surrey GU25 4RS
Tel. No. 01344 - 845856
Fax. 01344 - 843667

Date Oct. 2000 | Scale 1 : 50

Drg. No. 1696·1 | Rev.

420 x 594mm A2

Notes:
All dimensions must be checked on site and not scaled from this drawing

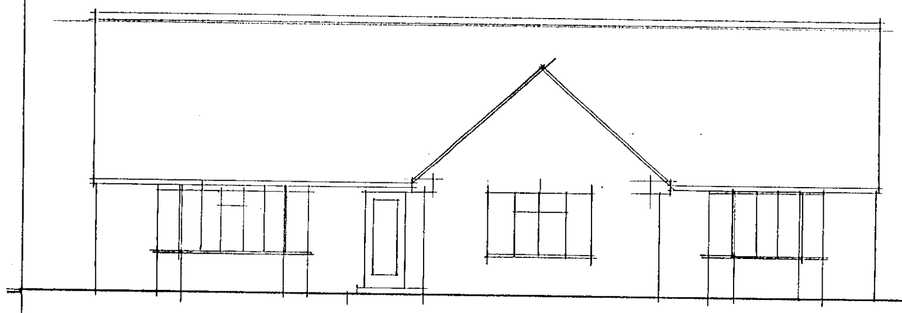

S . E A S T

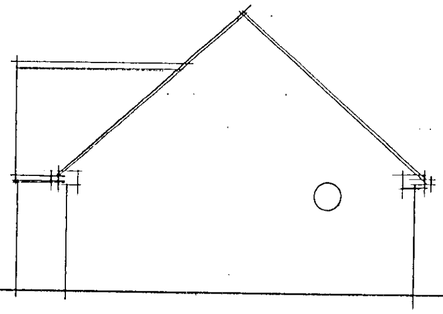

N . E A S T

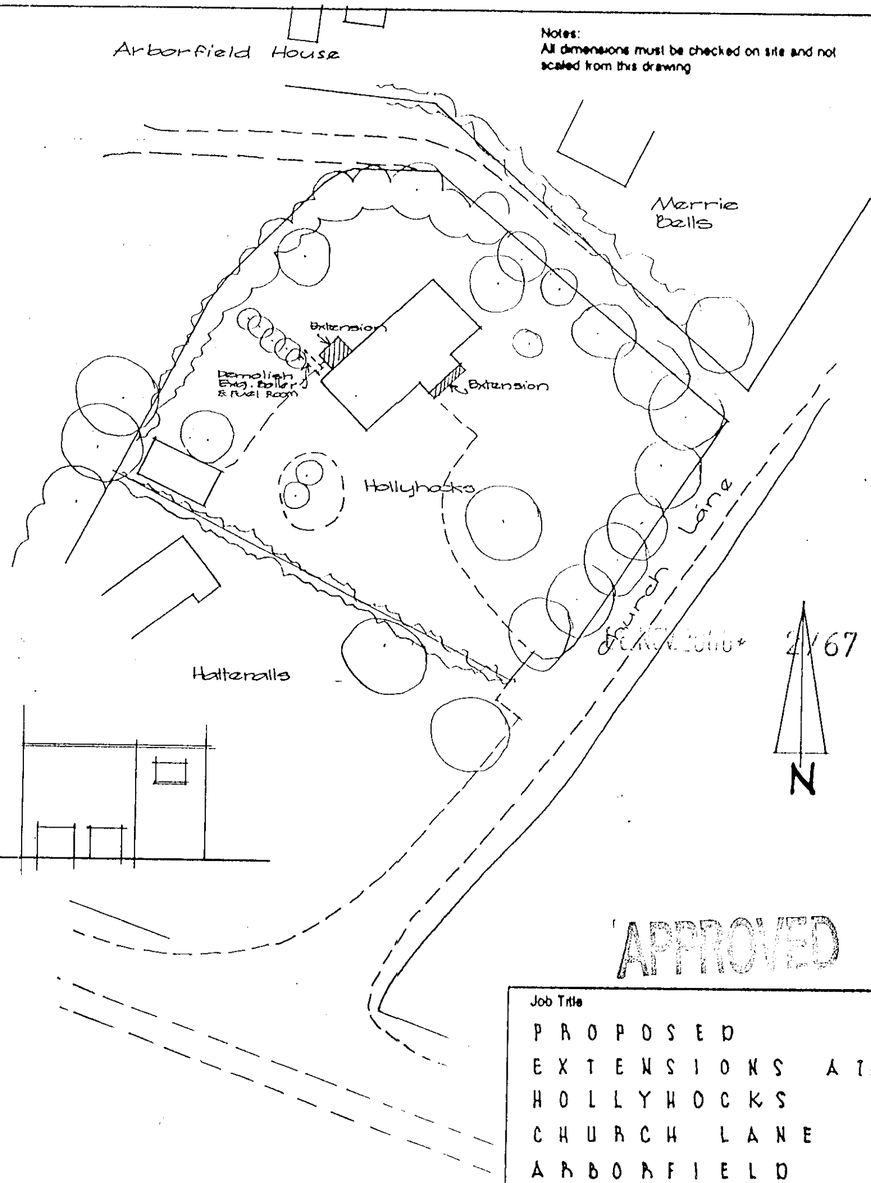


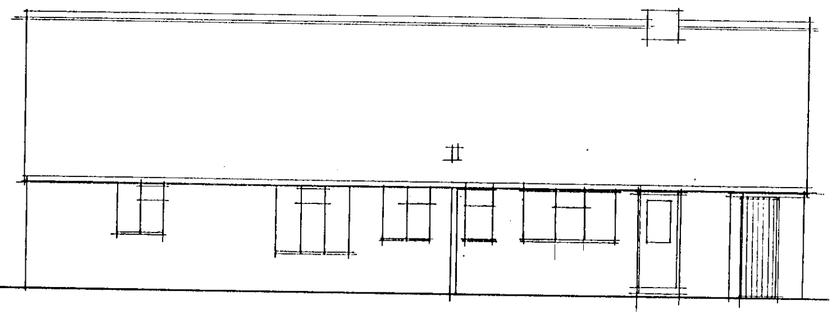

N . W E S T

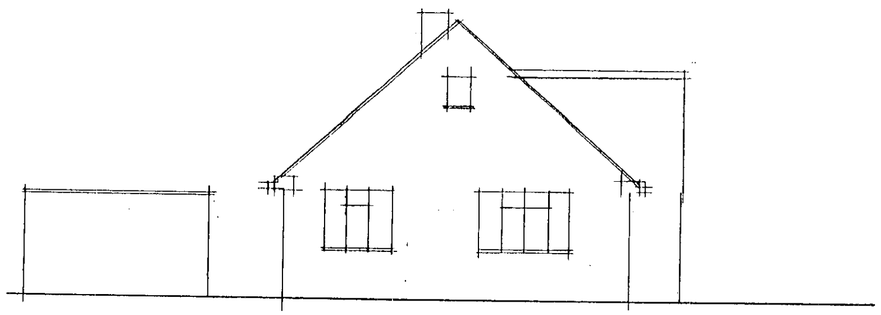

S . W E S T

APPROVED

Job Title
PROPOSED EXTENSIONS AT HOLLYHOCKS CHURCH LANE ARBORFIELD

Drawing Title
EXISTING ELEVATION and Proposed Site Plan


Walter Glover & Associates
Planning & Building Consultants
8 Abbey Road
Virginia Water Surrey GU25 4RS
Tel. No. 01344 - 845856
Fax. 01344 - 845007


Date oct 2000 | Scale 1 : 100 and 1 : 500

Drg. No. 1696·2 | Rev.

420 x 594mm A2

D 21/2/01

Notes:
All dimensions must be checked on site and not scaled from this drawing

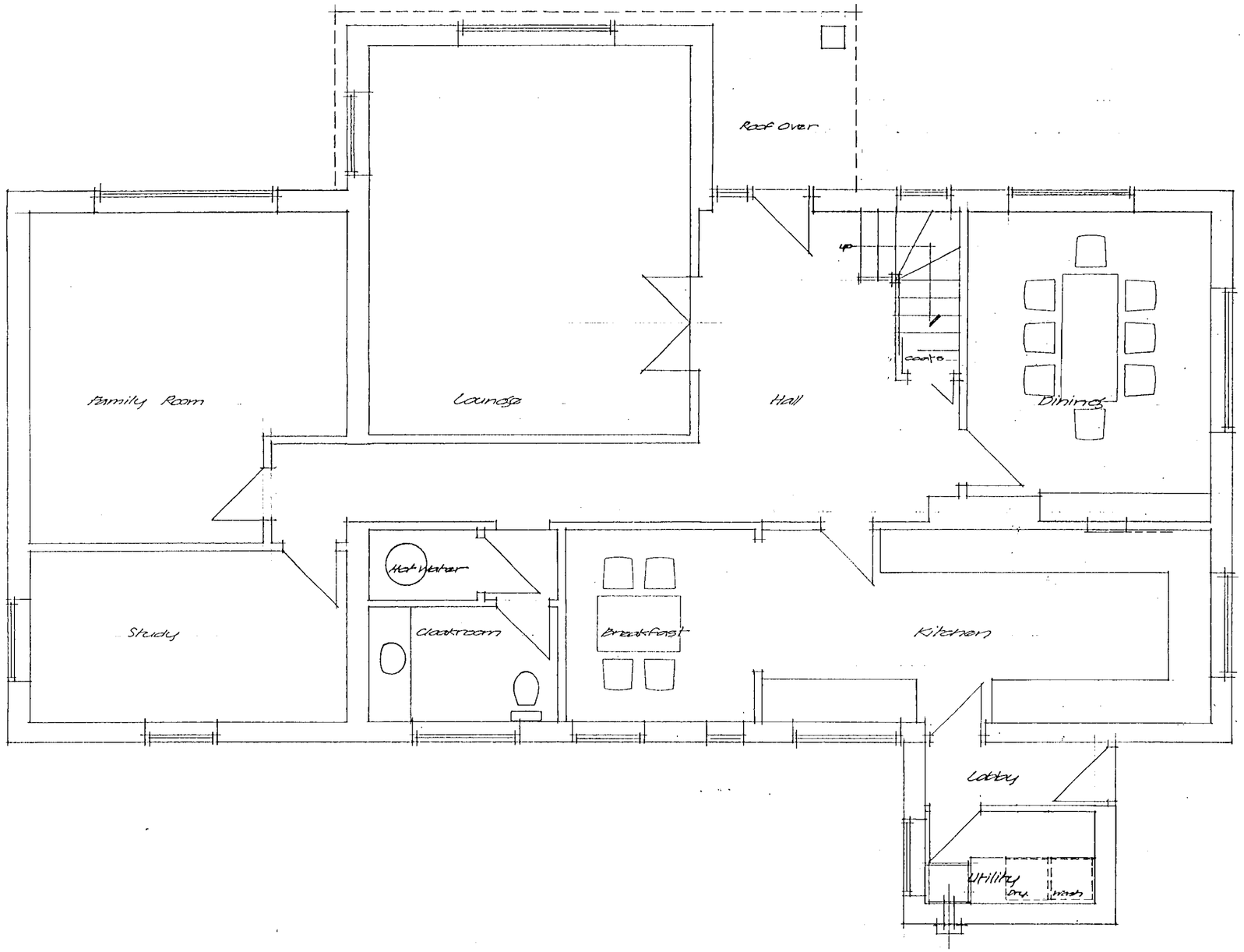


08.NOV.2000 2707

APPROVED

Job Title

PROPOSED FIRST FLOOR AT HOLLYHOCKS CHURCH LANE ARBORFIELD

Drawing Title

GROUND FLOOR AS PROPOSED


© Walter Glover & Associates
Planning & Building Consultants
8.Abbey Road
Virginia Water Surrey GU25 4RS
Tel. No. 01344 - 845856
Fax. 01344 - 845867


Date oct. 2000 | Scale 1 : 50

Drg. No. 1696·3 | Rev.

420 x 594mm A2

21/12/01

Notes:
All dimensions must be checked on site and not scaled from this drawing

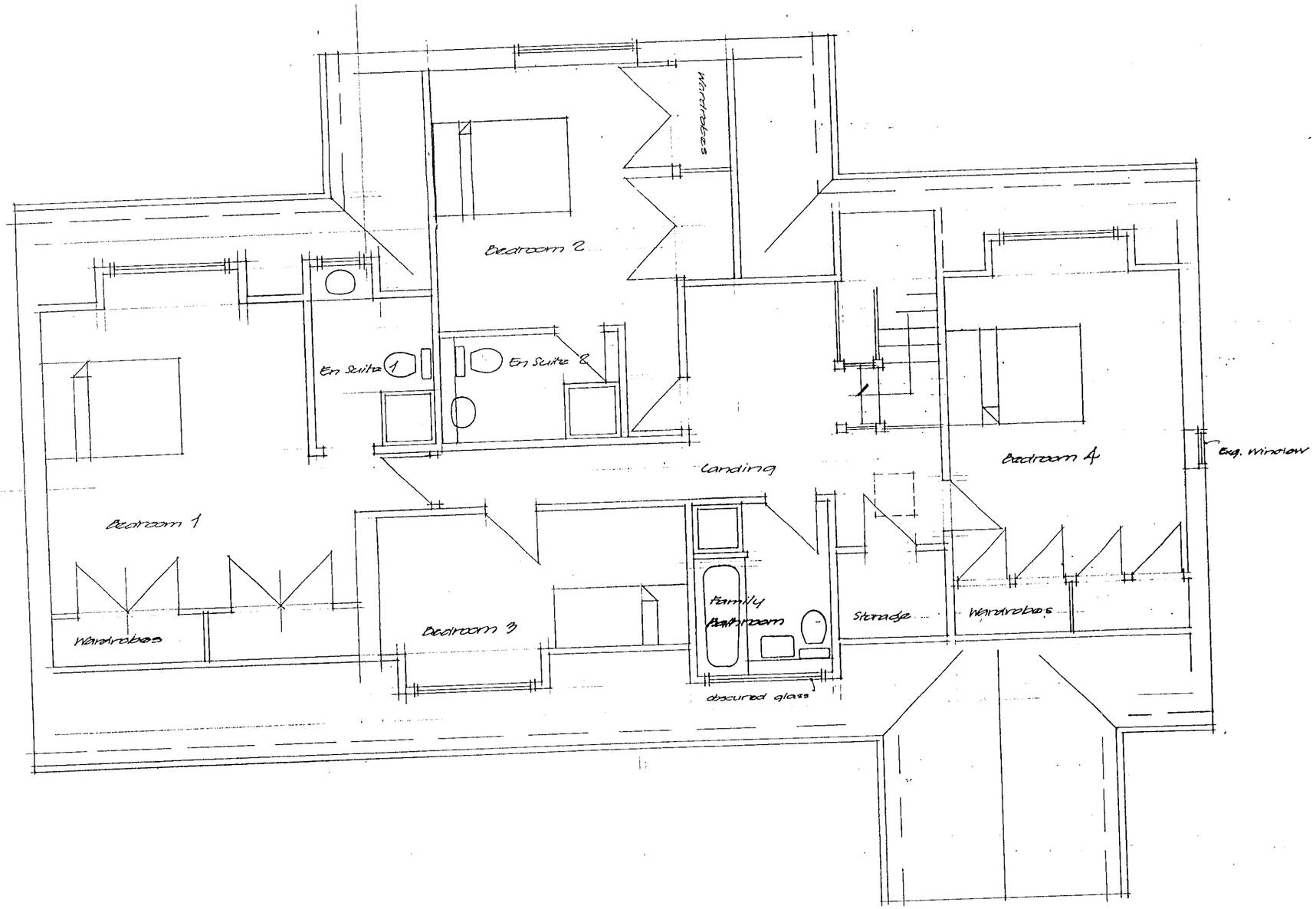


08. NOV. 2000* 2767

Job Title

PROPOSED EXTENSIONS AT HOLLYHOCKS CHURCH LANE ARBORFIELD

Drawing Title

LOFT CONVERSION

© Walter Glover & Associates
Planning & Building Consultants
8 Abbey Road
Virginia Water Surrey GU25 4RS
Tel. No. 01344 - 845856
Fax. 01344 - 845867

Date oct. 2000 | Scale 1 : 50

Drg. No. 1696·4 | Rev.

430 x 594mm A2

AD 21/2/01

Notes:
All dimensions must be checked on site and not scaled from this drawing



S. E A S T

N. E A S T

S E C T I O N

08.NOV.2000*

08.NOV.2000* 2767

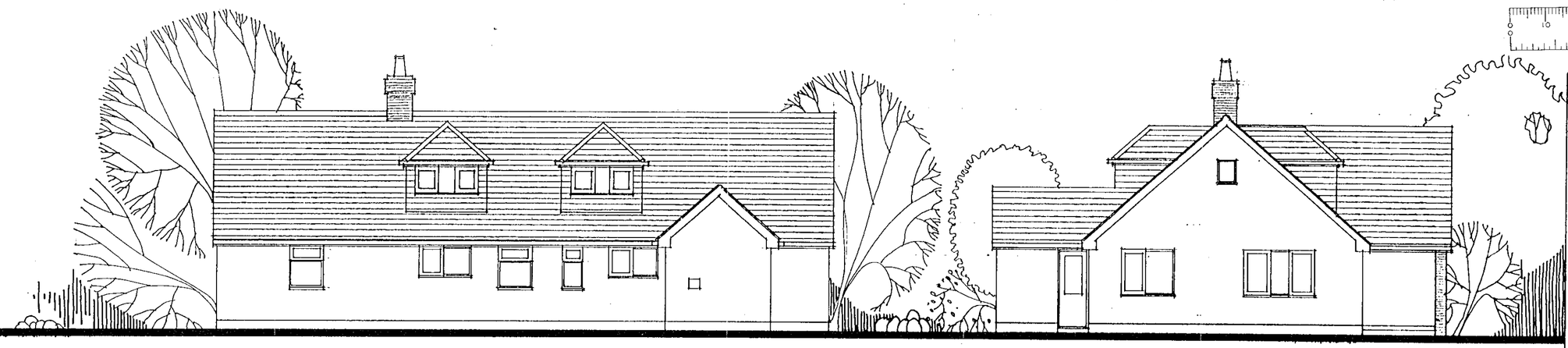

N. W E S T

S. W E S T

APPROVED

Job Title

P R O P O S E D
E X T E N S I O N S A T
H O L L Y H O C K S
C H U R C H L A N E
A R B O R F I E L D

Drawing Title

**PROPOSED ELEVATIONS**


Walter Glover & Associates
Planning & Building Consultants
8.Abbey Road
Virginia Water Surrey GU25 4RS
Tel. No. 01344 - 845856
Fax. 01344-845997


Date Oct. 2000 | Scale 1 : 100

Drg. No. 1696·5 | Rev.

420 x 297mm A2

D 21/2/01

416/57

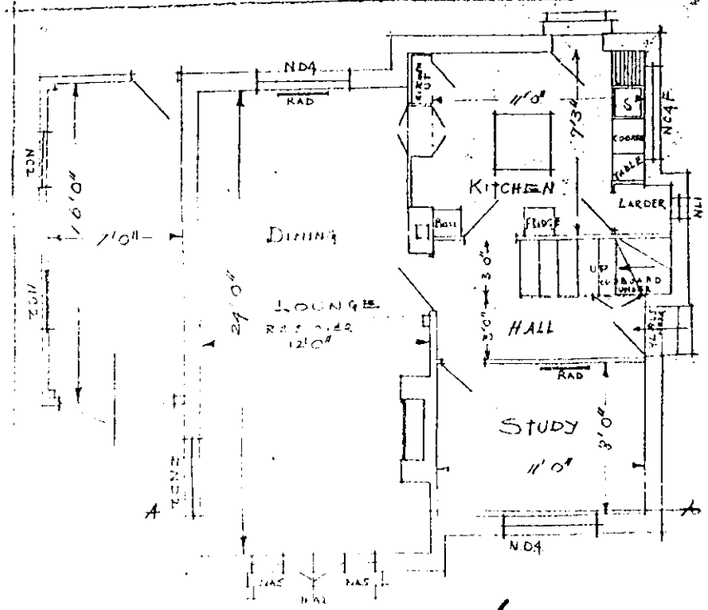


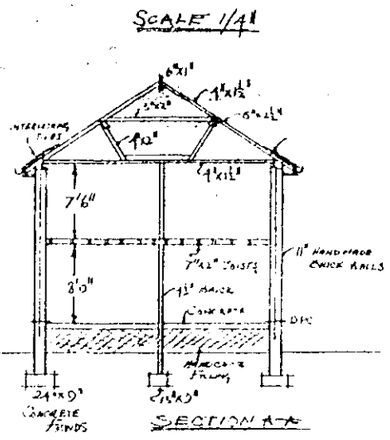


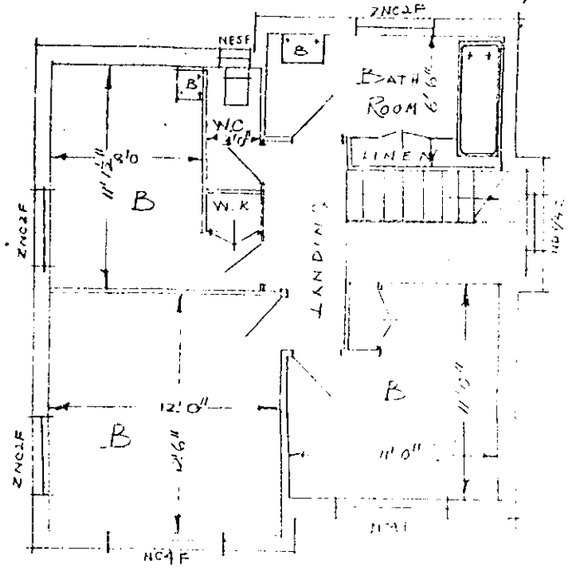


This Plan is approved subject to strict compliance with the Building Bye-Laws in force in the Wokingham Rural District.

R.R.C. Layman.

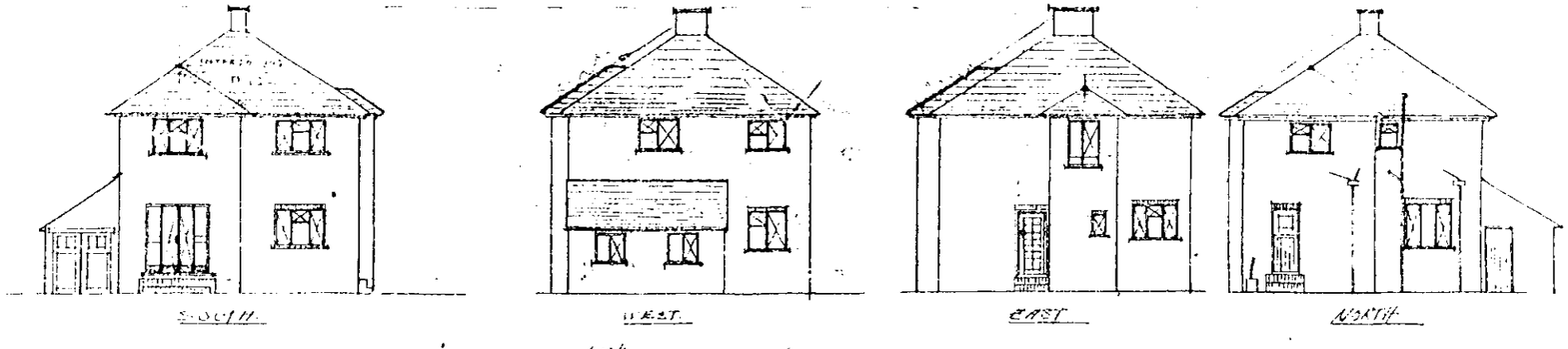


SCALE 1/8"

PROPOSED HOUSE AND GARAGE AT CHURCH LANE ARBORFIELD FOR DR GOODFRIEND

BUILDER

27970

DELEGATED

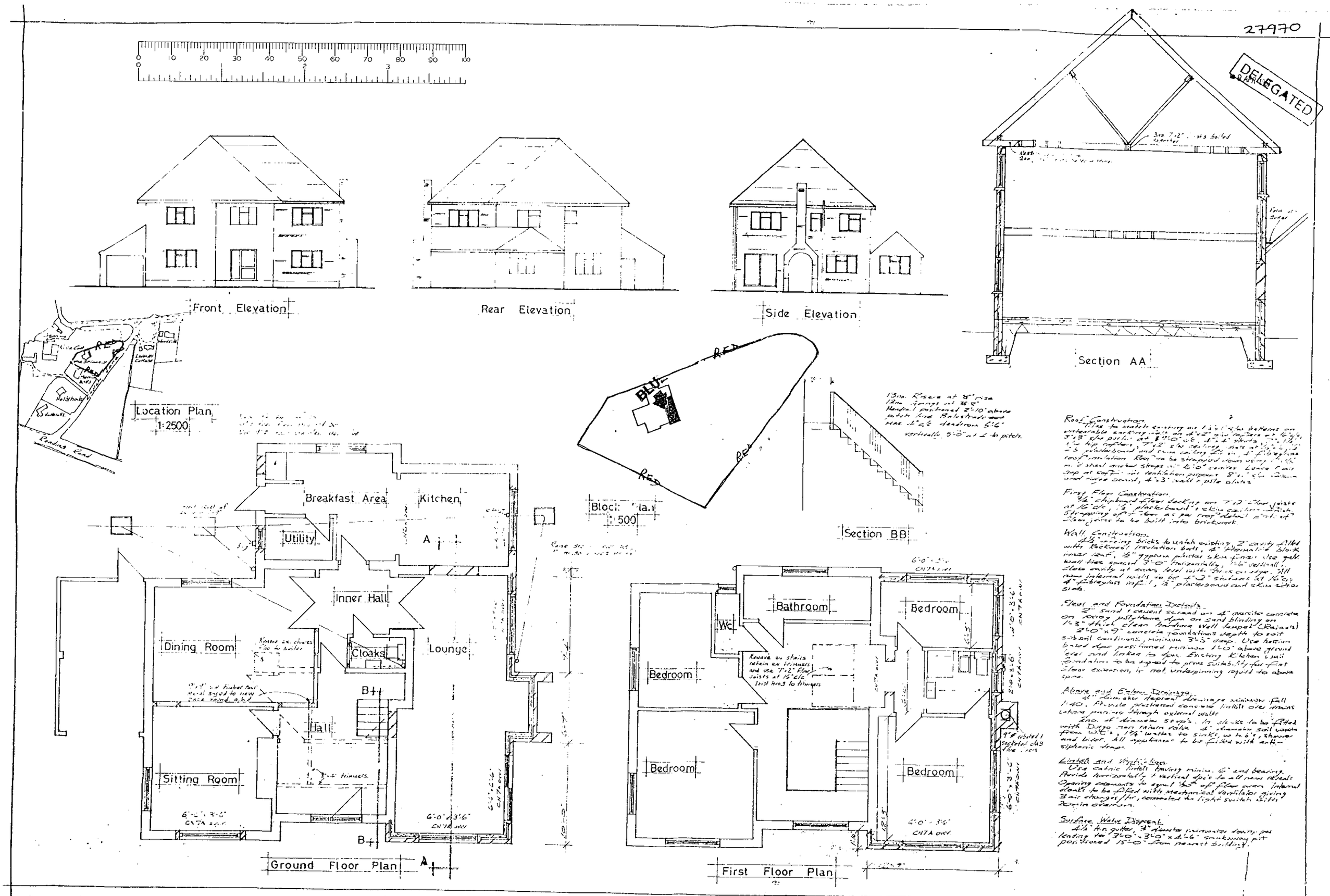


Roof Construction.
Tiles to match existing on 1½"x1" s/w battens on untearable sarking felt on 4"x2" s/w rafters at 16" c/c, 3"x3" s/w purlin at 8'-0" c/c, 4"x4" struts, 7"x1½" s/w hip rafters, 7"x2" s/w ceiling joists at 16" c/c, ½" plasterboard and skim ceiling finish, 4" fibreglass roof insulation. Roof to be strapped down using 1½" mild steel anchor straps at 6'-0" centres. Leave 1" air gap at soffit for ventilation purposes. 8"x1" s/w fascia and ridge board, 4"x3" wall + pole plates.

First Floor Construction.
¾" chipboard floor decking on 7"x2" floor joists at 16" c/c, ½" plasterboard + skim ceiling finish. Strapping of floor as per roof detail. End of floor joists to be built into brickwork.

Wall Construction.
4½" facing bricks to match existing, 2" cavity filled with Rockwool insulation bats, 4" thermalite block inner leaf, ½" gypsum plaster skim finish. Use galv. wall ties spaced 3'-0" horizontally, 1'-6" vertically. Close cavity at eaves level with brick on edge. All new internal walls to be 4"x2" studwork at 16" c/c, 4" fibreglass infill, ½" plasterboard and skim either side.

Floor and Foundation Details.
2" sand + cement screed on 4" oversite concrete on 1000g polythene dpm on sand blinding on 1'-3" thick clean hardcore. Well tamped (Rajacts). 2'-0"x9" concrete foundations depth to suit subsoil conditions, minimum 3'-3" deep. Use hessian based dpc positioned minimum 1'-0" above ground level and linked to dpm. Existing Kitchen wall foundation to be exposed to prove suitability for first floor extension, if not underpinning required to above spec.

Above and Below Drainage.
4" diameter depressed drainage minimum fall 1:40. Provide prestressed concrete lintels over drains where passing through external walls.
2no. 4" diameter stop's. In cloaks to be fitted with Durgo non return valve. 4" diameter soil waste from W.C's, 1¼" waste to sinks, w.h.b's, shower and bidet. All appliances to be fitted with anti-siphonic traps.

Lintels and Ventilation.
Use catnic lintels having minim. 6" end bearing. Provide horizontally + vertical dpc's to all new reveals. Opening casements to equal ⅛th of floor area. Internal cloaks to be fitted with mechanical ventilator giving 3 air changes/hr, connected to light switch with 20min overrun.

Surface Water Disposal.
4½" h.r. gutter, 3" diameter rainwater downpipes leading to 3'-0"x3'-0"x4'-6" soakaway pit positioned 15'-0" from nearest building.

| Proposed Two Storey Extension and Alterations at "The Spinneys" Church Lane, Arborfield. for B. Mann esq. | Date January 1987. | Scale ¼" + ⅛" = 1 foot. | Drwg No EGT/1. | Amend's |
|---|---|---|---|---|