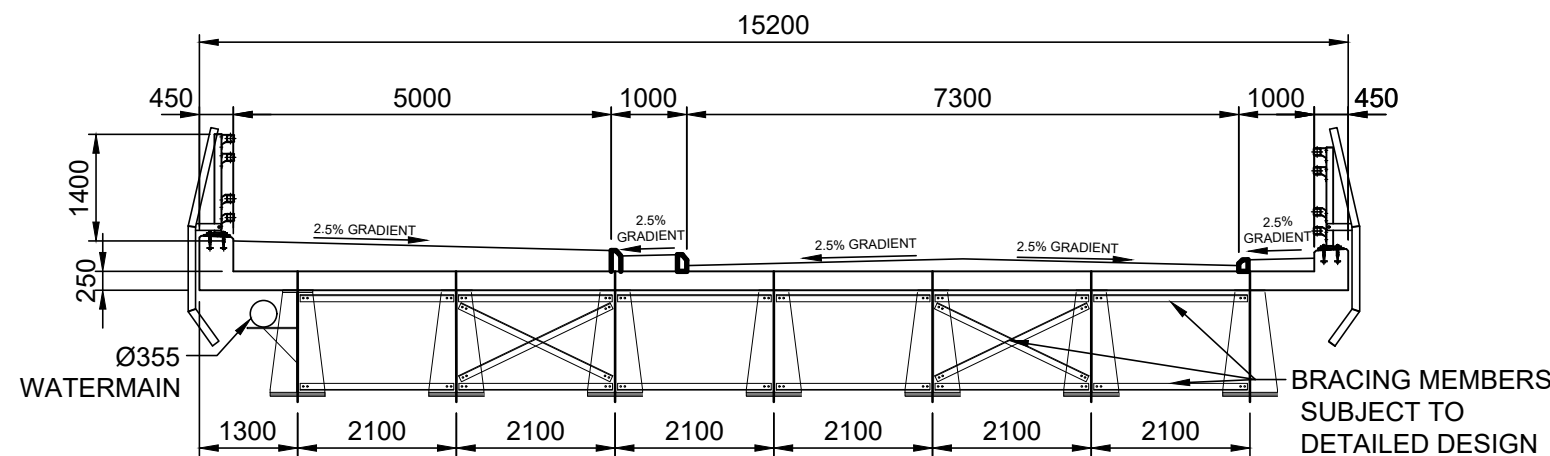
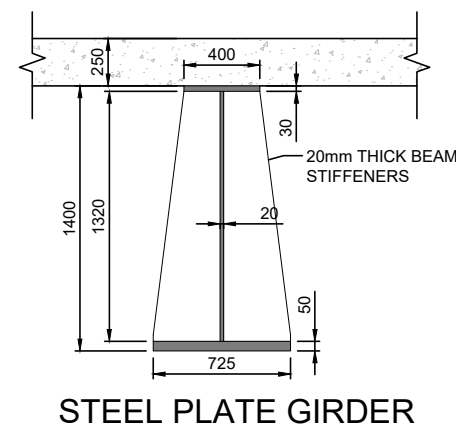


SECTIONAL ELEVATION

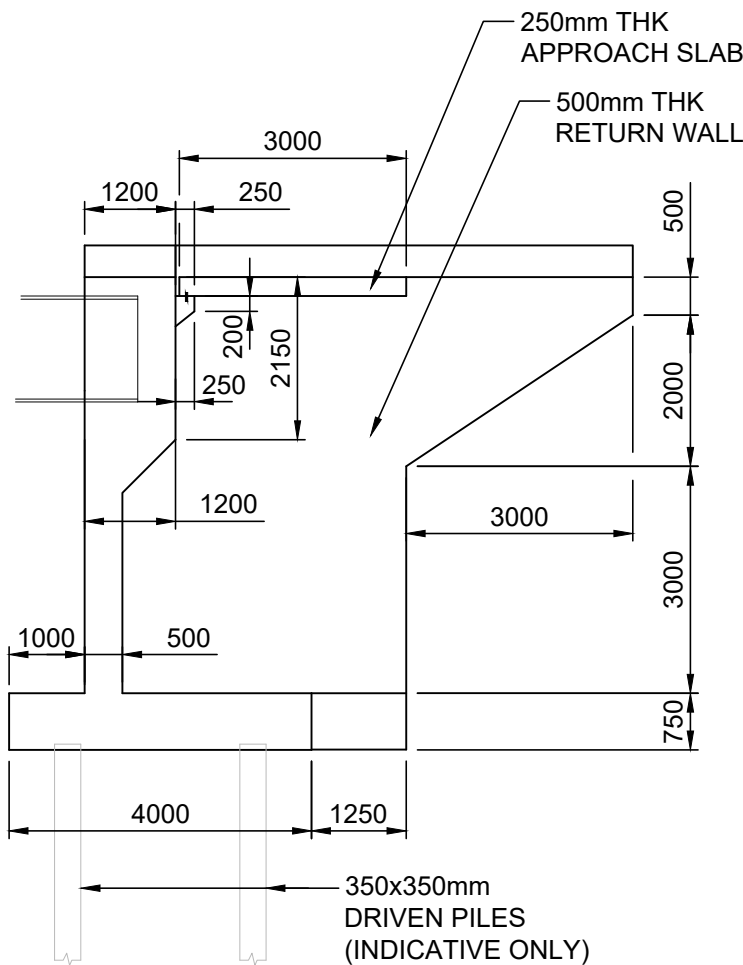


TYPICAL CROSS SECTION



STEEL PLATE GIRDER

NOTE!!
ALL DIMENSIONS ARE
PRELIMINARY FOR
ESTIMATION PURPOSES ONLY
AND SUBJECT TO CHANGE
DURING DETAILED DESIGN.



TYPICAL INTEGRAL ABUTMENT

DO NOT SCALE FROM DRAWING

NOTES

- ALL DIMENSIONS ARE IN MILLIMETERS UNLESS NOTED OTHERWISE.
- MATERIALS:**
 - CONCRETE FOR BLINDING - GRADE ST1
 - CONCRETE SUPERSTRUCTURE - GRADE C40/50
 - CONCRETE SUBSTRUCTURE - GRADE C40/50
- STRUCTURAL STEELWORK TO BE GRADE S355J2 NON-ALLOY OR WEATHERING STEEL TO BS EN 10025-2 (2004) AND BS EN 10025-5 (2004) RESPECTIVELY.
- CONCRETE MIXES IN ACCORDANCE WITH APPENDIX 17/1 OF THE MCHW SPECIFICATION UNLESS NOTED OTHERWISE.
- ALL STEEL REINFORCEMENT SHALL BE HIGH YIELD TYPE B500B OR B500C RIBBED BARS TO BS4449:2005 COMPLYING WITH THE REQUIREMENT OF THE MCHW SPECIFICATION.
- ALL EXPOSED CONCRETE ARISES TO HAVE 25x25 CHAMFER.
- FINISHES:**
 - BURIED UNFORMED SURFACES. - U1
 - EXPOSED UNFORMED SURFACES (EXCLUDING AREAS TO RECEIVE WATERPROOFING). -U3
 - BURIED OR HIDDEN FORMED SURFACES. -F1
 - EXPOSED FORMED SURFACES. -F4
 - PARAPET UPSTAND. -U3/F3
 - AREA OF DECK TO BE WATERPROOFED. -U4
- WATERPROOFING:**
ALL BURIED CONCRETE SURFACES SHALL BE TREATED WITH TWO COATS OF TAR MODIFIED EPOXY RESIN WATERPROOFING PAINT. NOT TO BE APPLIED TO AREAS WHICH ARE TREATED WITH SPRAY APPLIED WATERPROOFING. BRIDGE DECK WATERPROOFING SHALL BE TWO COAT SPRAY-APPLIED SYSTEM IN ACCORDANCE WITH THE MCHW SPECIFICATION & BD47 OF THE DMRB.
- ALL CONSTRUCTION JOINT SURFACES SHALL BE PREPARED IN ACCORDANCE WITH MCHW SPECIFICATIONS FOR HIGHWAY WORKS.
- ALL EXPOSED CONCRETE SHALL BE IMPREGNATED WITH HYDROPHOBIC LINER IN ACCORDANCE WITH THE MCHW SPECIFICATION.
- ALL CONSTRUCTION JOINTS TO BE WIRE BRUSHED THOROUGHLY BEFORE CONCRETING.

P02	CHANGES AFTER COMMENTS	JS	JRR	TKS	17.06.25
P01					
Rev	Amendment Details	Dr'n	Ch'k	App'	Date



1 Newhall Street T +44 (0) 121 622 8520
4th Floor W www.rpsgroup.com
Birmingham
B3 3NH

Client



Project

BRIDGE OVER RIVER LODDON

Title

PRELIMINARY CONCEPT DESIGN FOR
ESTIMATION ONLY

Project Number

-

Sheet Size

A3

Drawing Scale

1:100

Drawing Number

SKETCH-LODDON-001

Drawn By

JS

Status

P

Revision

-

Checked By

TKS

Approved By

SH

Date

17/06/25