Construction Notes:

External walls to comprise two coat cement, lime, sand render (1:1:6) on 125mm thermalite shield blocks, 50mm cavity insulated with Rockwool batts taken down 100mm below D.P.C. to underside of floor insulation with S.S. wire ties to inner skin, min and M.I. of 900mm horizontally and 450mm vertically. Blocks or infill brickwork in wall line of selected S.S. lintol. Facing bricks, cleaned and 'acetic' pointed. Roof timbers to be fixed with Rawl catnic holdfast 800mm c/s 30mm restraints @ N.E. 2.00m c/ts plugged and screwed to inner face of external blockwork (before inner skin brick is built up to ceiling level) where blocks returned against outer skin at door and window openings. D.P.M., 150mm lg to be built in against outer skin. Door and window frames are to be built in to comply with Reg. L1-23 & Dia 3.70 to prevent cold bridging. At abutment with existing walls, new work to be tied in using S.S. Purlin channels and ties fitted in accordance with manufacturers instructions.

Floor to be 65mm thick cr. and screed (1:3) on 50mm Jablite floor grade insulation on two coats Elm bituvalo well into concrete and up walls to D.P.C. level. Oversite concrete to be 100mm thick C.25P mix reinforced with A252 mesh with 200mm side and end laps over layer of 1200g polythene sheet, turned up abutting walls all round, laid on sand blinded and compact bed of stones or small broken hardcore on formation level.

Walls below D/C to be: outer skin to foundation, 125mm dense concrete blocks, 50mm cavity tied as before and filled with fine concrete to within 150mm of D.P.C., inner skin to underside of concrete oversite, 100mm dense concrete block, from underside of concrete O.S., 200mm dense concrete block to provide bearing for reinf. slab. All dense conc. blockwork to be built in cement mortar 1:3.

Foundations to be 600mm wide x 600mm thick trenchfill 1.00m below ground level all to the satisfaction of the L.A. Building Inspector. Concrete mix to be C.25 P.

New drains to be 100mm dia. plastic with all fittings to suit, bedded on and surrounded by 150mm of class 'B' bedding. Drains within building to be backfilled over class 'B' bedding with weak concrete. Where drains pass thro' walls, 75mm thick P.C.C. lintols are to be built in over in each skin w. minimum bearing each end of 100mm. All drainage to be approved by L.A. Building Inspector prior to being covered up.

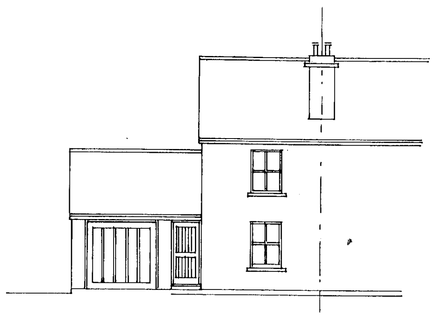

Front - South East - Elevation

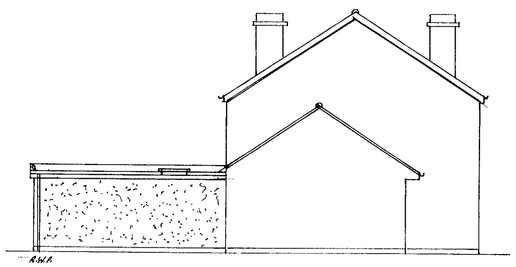

Side - South West - Elevation

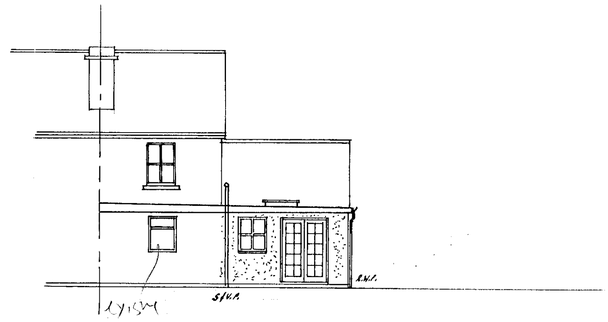

Rear - North West - Elevation.

All structural timber to be treated against rot and insect attack to B.S. 5268.

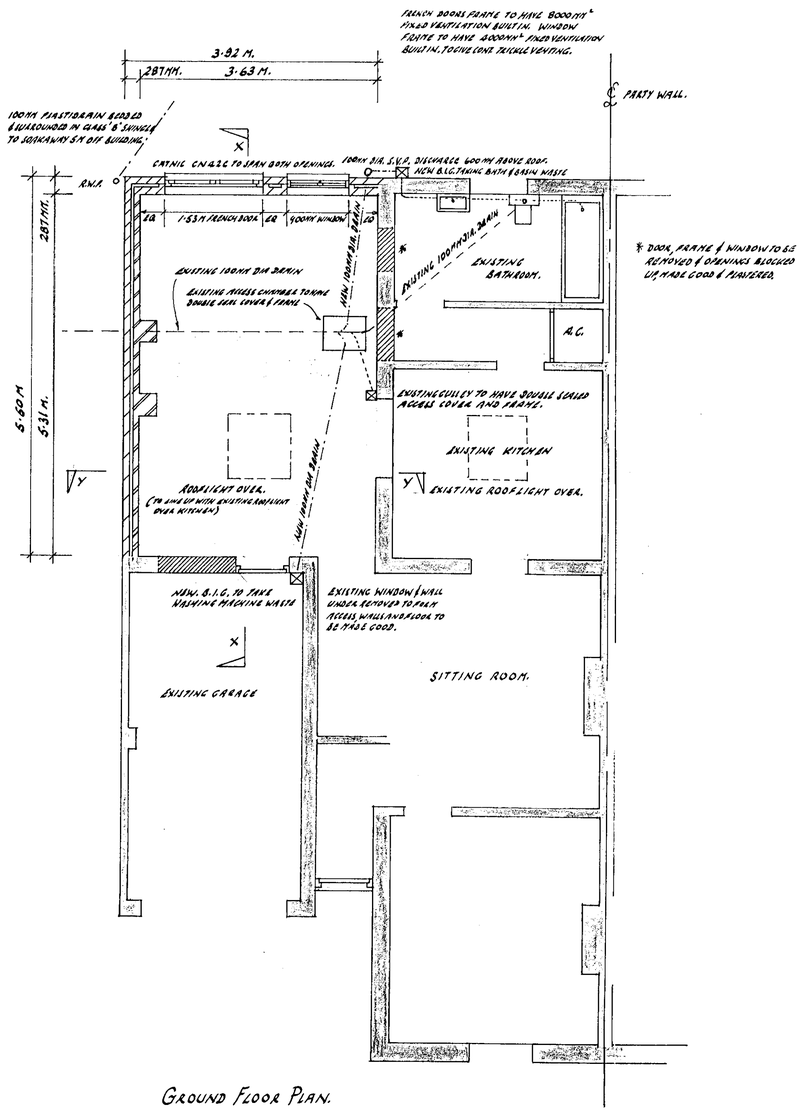

Ground Floor Plan.

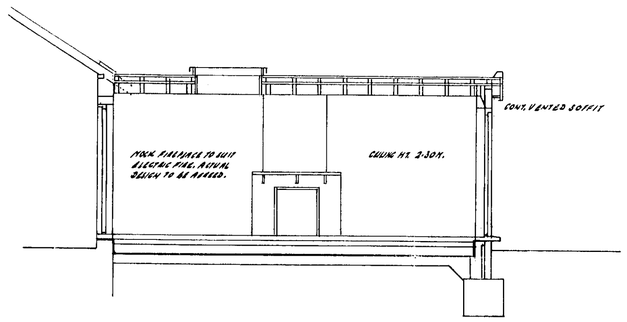

Section thro' on line X-X

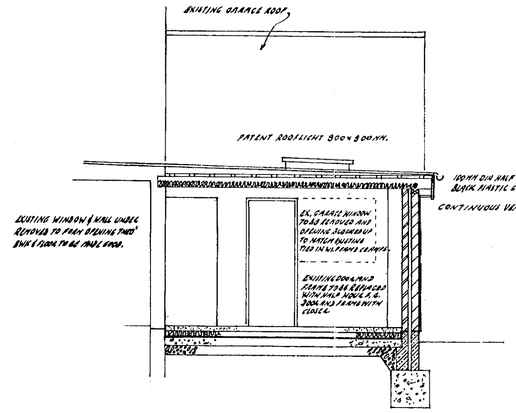

Section thro' on line Y-Y

Flat Roof Construction.

Mineral finished 3 layer built up high performance felt covering to BS. 747 on 18mm W.R.B. plywood on 100mm - 0 firring pieces on 50 x 25mm counter battens on 50 x 170mm SC & joists at 400mm c/c's counter battens at 19x1m 300mm c/ts to allow cross flow ventilation. Felt at eaves to be dressed into gutter. At abutment to ex. garage roof, lower slates to be carefully removed ing. battens, 18mm W.R.B. plywood upper boards - min 300mm wide - fixed to battens, felt roofing taken up upper board, battens and slates replaced and cut to fit fall on flat roof. Ex. 50 x 75mm angle fillet to be fixed to brick face of roof, felt taken over fillet and 50mm fascia 6x 100mm. Fascias to be cut of 18mm marine ply, cut to suit, with 9mm ply soffit boards incorporating 50mm wide continuous vent slot, routed to provide continuous 25mm open ventilation. Junction with existing flat roof to be carefully layered, min lap each layer - 200mm fully bedded in hot pitch.

Ceiling to be 12·5mm foil backed plasterboard with plaster skim finish with 100mm extruded polystyrene insulation laid over between joists. ie; Jablite or similar. Insulation to be taken across cavity at eaves.

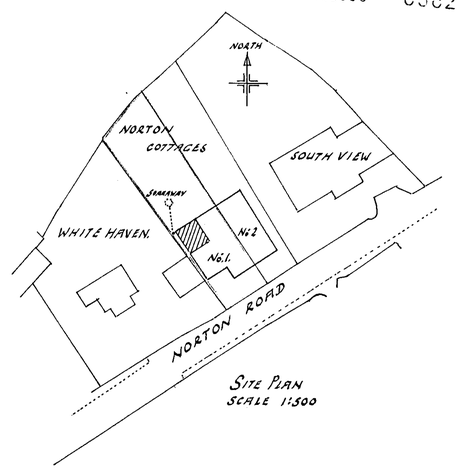

Site Plan
Scale 1:500

13 JAN 2000* U562

APPROVED

G. H. Cook. M.C.I.O.B. Chartered Building Consultant.
'Westward', White Pit Lane, Melbury Abbas,
Shaftesbury, Dorset, SP7. 0DT.
Telephone: 01747 854308.

Scales: 1:50 & 1:100 and as shown.

Drawing No 896/1 December 1999.

Proposed single storey rear extension to form new living room at, 1, Norton Cottages, Norton Road, Riseley, Berkshire, RG7 1ST. for Mr & Mrs J. Cushing.