TL/2000/0442

THIS DRAWING TO BE READ IN CONJUNCTION WITH THE FOLLOWING DRAWING Nos.

1. BRK7067/BL01

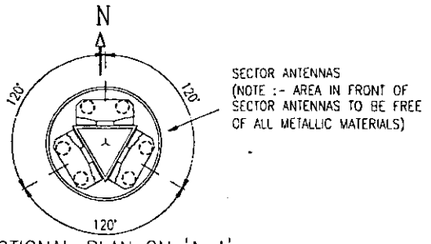

SECTIONAL PLAN ON 'A-A'
(SEE DETAIL ACROSS FOR LOCATION)

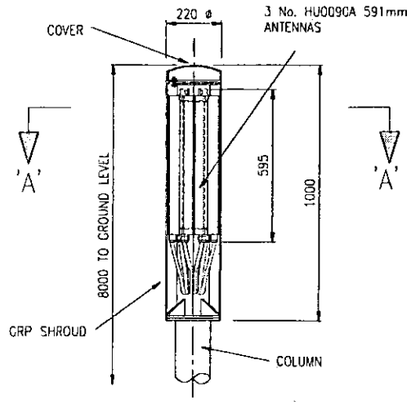

SECTIONAL ELEVATION
SHROUD / ANTENNA DETAIL
SCALE :- 1:25

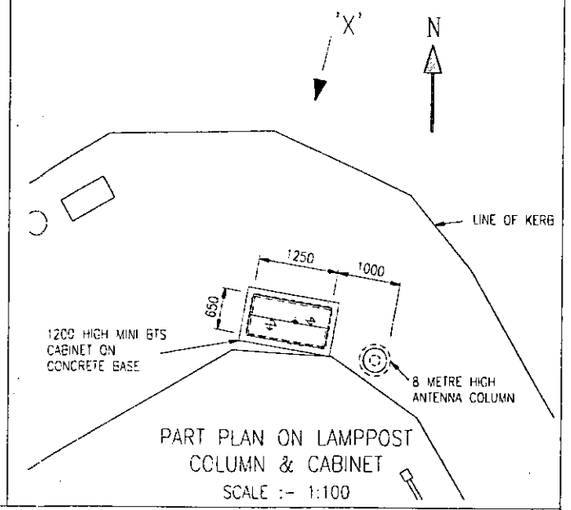

PART PLAN ON LAMPPOST
COLUMN & CABINET
SCALE :- 1:100

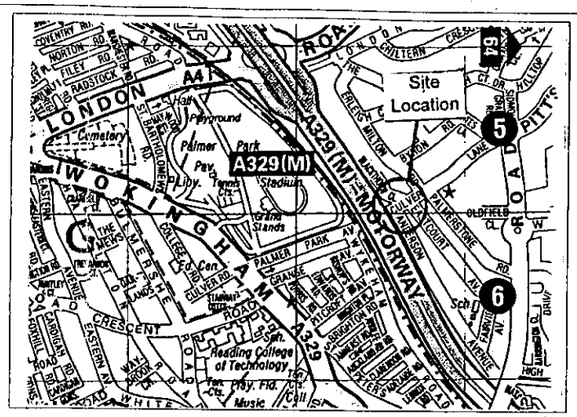

LOCATION PLAN

National Grid Reference E 474237 N 172983

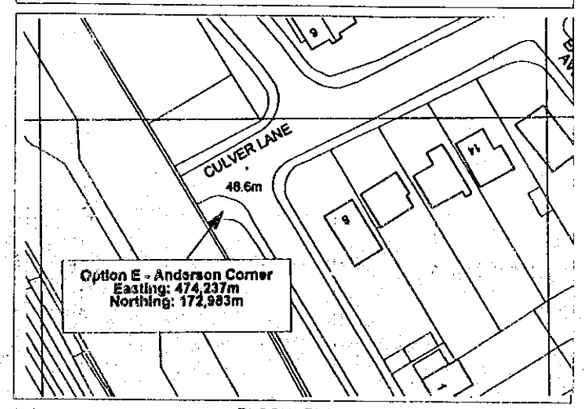

BLOCK PLAN
1: 1250

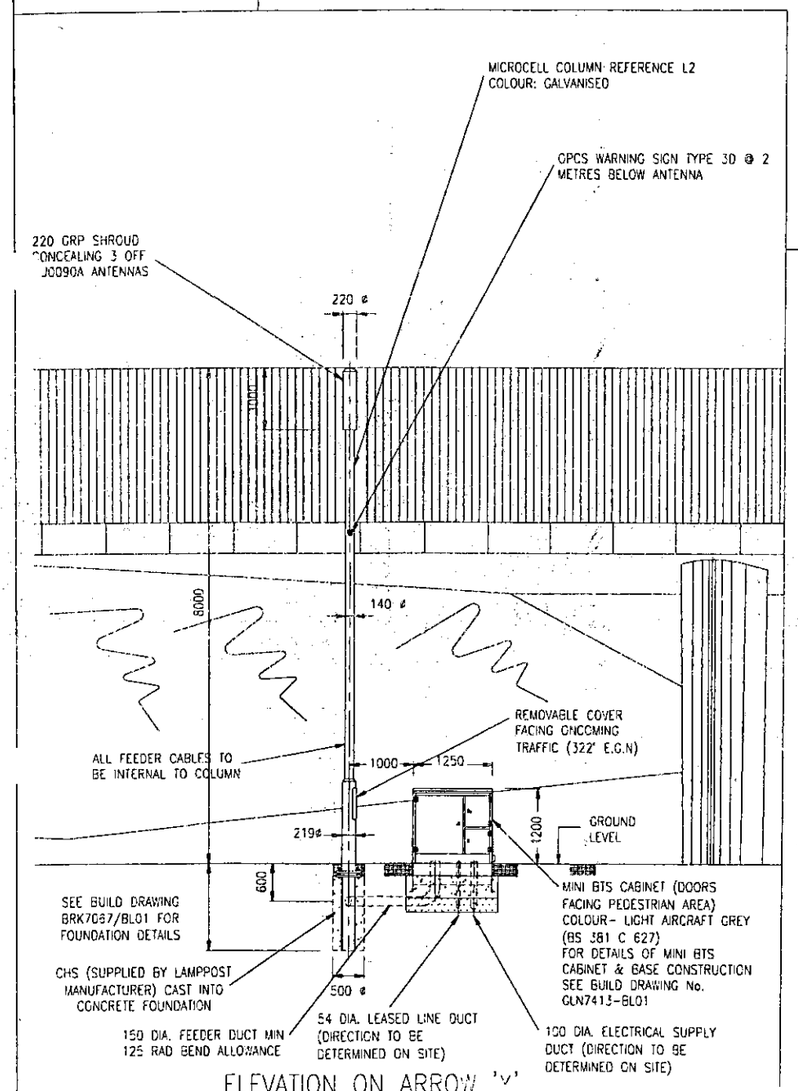

ELEVATION ON ARROW 'Y'
SEE SITE PLAN ACROSS FOR LOCA
SCALE:- 1:100

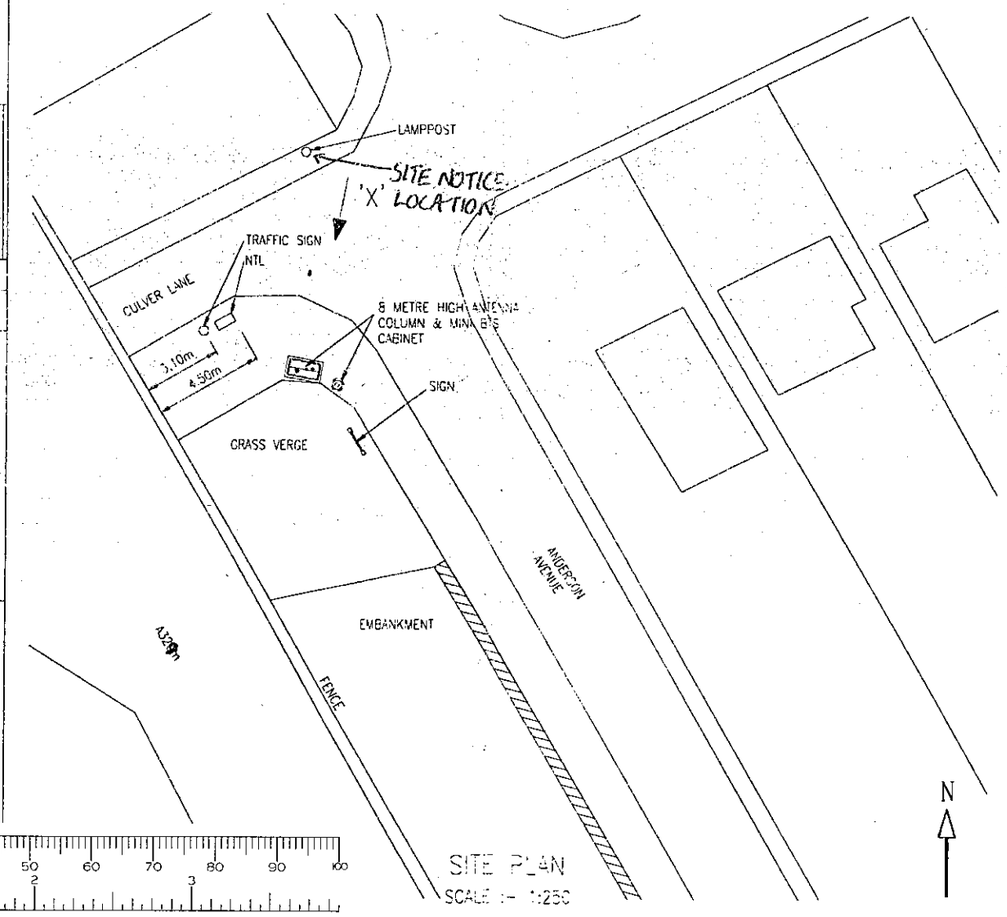

SITE PLAN
SCALE :- 1:250

UTILITIES KEY

UTILITY TYPE	CONTACT NAME	TEL. No.	SURVEY REPORT RETURN DATE
ELECTRICITY	-	-	-
GAS	-	-	-
WATER	-	-	-
SEWER	-	-	-
B.T.	-	DIAL OPERATOR - ASK FOR 'DIAL BEFORE YOU DIG'	-
OTHERS	-	-	-

PLANS ARE AVAILABLE AT THE OFFICES OF ORANGE PCS LTD. & FROM THE RELEVANT STATUTORY UNDERTAKERS SHOWING THE EXTENT OF SERVICES IN THE FOOTWAY

ANTENNA KEY

ITEM	FUNCTION / LINK No.	SECTOR	TYPE / SIZE	BEARING	HEIGHT TO C/L OF ANTENNA FROM GL (mm)	HEIGHT TO CENTRE OF DISH FROM GL (mm)	REMOTE LNA / RFU (Y/N)
A1	TXRX	-	HU0090A	0°	7600	N/A	Y
A2	TXRX	-	HU0090A	120°	7600	N/A	Y
A3	TXRX	-	HU0090A	240°	7600	N/A	Y

FEEDER KEY

TO	QTY:	TYPE:	OUTER DIA.(mm)	MIN BEND RAD.(mm)	LENGTH (m)	COLOUR	NAME
A1	2	LDF 450	16	125	11	BLACK	-
A2	2	LDF 450	16	125	11	BLACK	-
A3	2	LDF 450	16	125	11	BLACK	-

REC SUPPLY REQUIRED FOR POWER

SITE NUMBER
30-BRK7067-01

CONSULTANT
Patrick Farfan
ASSOCIATES LIMITED
E-Mail frcg@patrickfarfan.com

Head Office
Saint Cuthberts, Fourth Avenue, Trafford Park, Manchester, M17 1DB
Tel 0161 877 7007
Fax 0161 877 4414

London Office
Salamander Quay West, Park Lane, Harefield, Middlesex, UB9 6NZ
Tel 01895 823 700
Fax 01895 821 214

Offices also located in :- Stirling, Birmingham, Belfast & Austria

THIS SITE CONFORMS TO OPCS RADIO SITE DESIGN CCC: SPEC253 WITH THE FOLLOWING EXCEPTIONS:
1.
2.
3.
4.

REV	DESCRIPTION	CONSULTANT	DATE	DESIGN	DATE
0	PROVISIONAL ISSUE		25/1		25/1

SCALE:-	AS SHOWN	CHECKED	25.01.00
		DATE	
DRAWN	SS	APPROVED	
DATE	24.01.2000	DATE	

A3 ORIGINAL
INCHES
0 1/2 1
0 5 10 15 20 25 30 35
MILLIMETRES
ALL DIMENSIONS ARE IN MILLIMETRES UNLESS OTHERWISE STATED

OPTION NAME
ANDERSON CORNER

SITE ADDRESS
CORNER ANDERSON AVE. AND CULVER LANE
10 CULVER LANE
NORTH EARLEY
READING RG6 1DT

TITLE
MICROCELL-ANDERSON CORNER
LAMPPOST MOUNTED ANTENNA
GENERAL ARRANGEMENT

DRAWING NUMBER
30-BRK7067-01

REV
0

CLIENT
orange
St. James Court
Great Park Road
Almondsbury Park
Bradley Stoke
Bristol
BS12 4QJ
Tel 01454 624600
Hutchison Telecom
Fax 01454 618501

31/01/00

TL/2000/0442

THIS DRAWING TO BE READ IN CONJUNCTION WITH THE FOLLOWING DRAWING Nos.

1. BRK7067/BL01

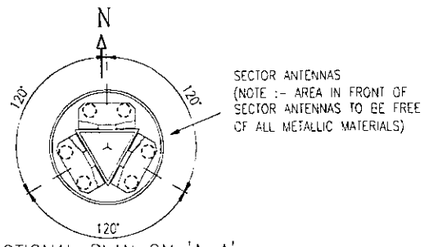

SECTIONAL PLAN ON 'A-A'
(SEE DETAIL ACROSS FOR LOCATION)

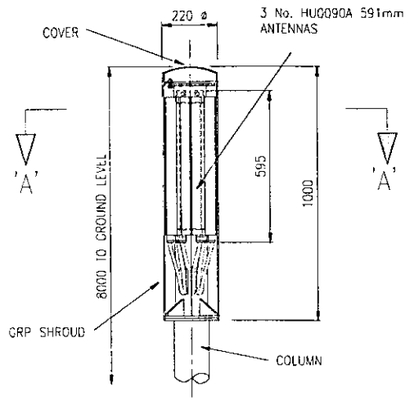

SECTIONAL ELEVATION
SHROUD / ANTENNA DETAIL
SCALE :- 1:25

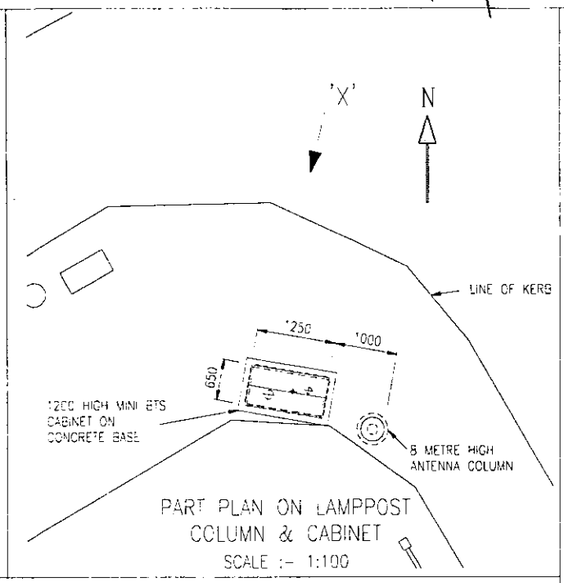

PART PLAN ON LAMPPOST
COLUMN & CABINET
SCALE :- 1:100

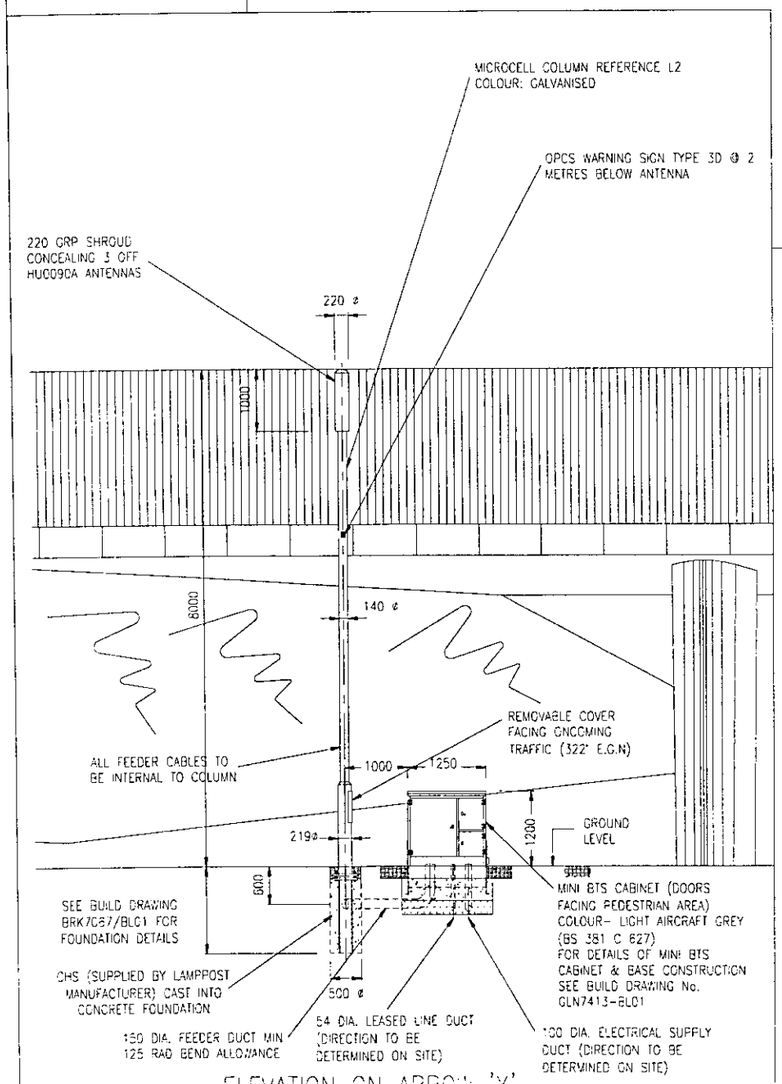

ELEVATION ON ARROW 'X'
SEE SITE PLAN ACROSS FOR LOCATION
SCALE:- 1:100

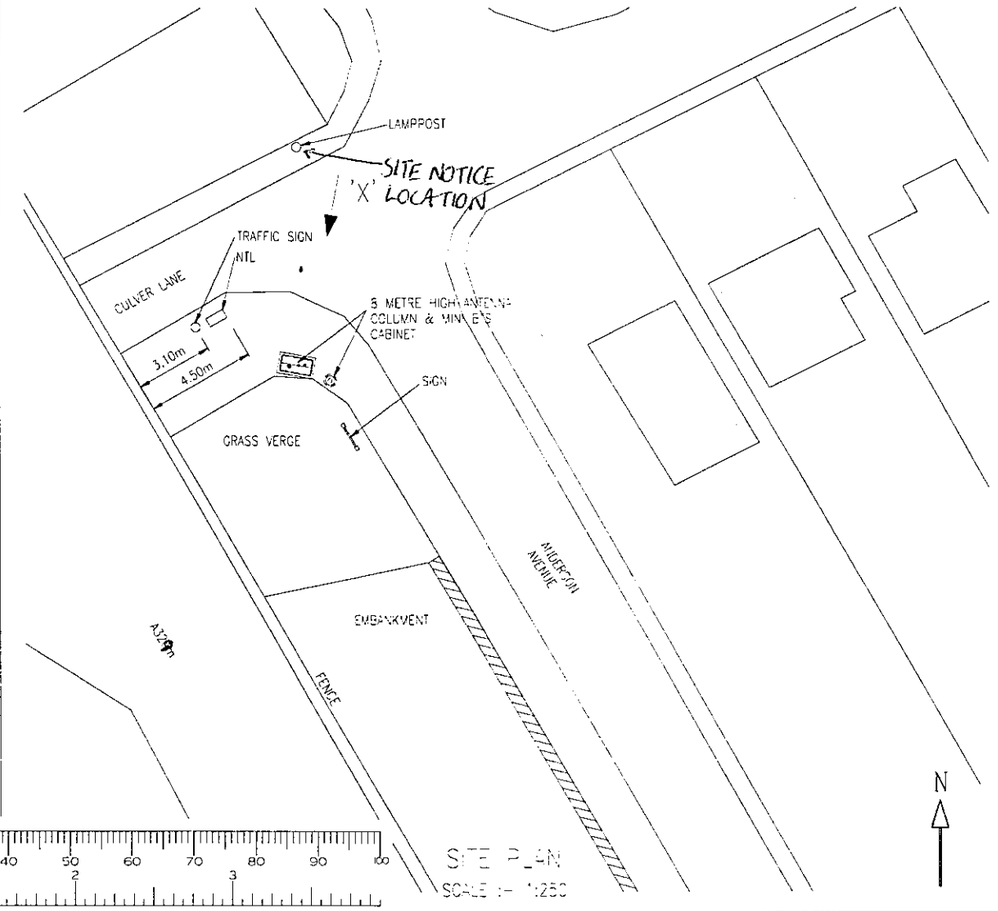

SITE PLAN
SCALE :- 1:250

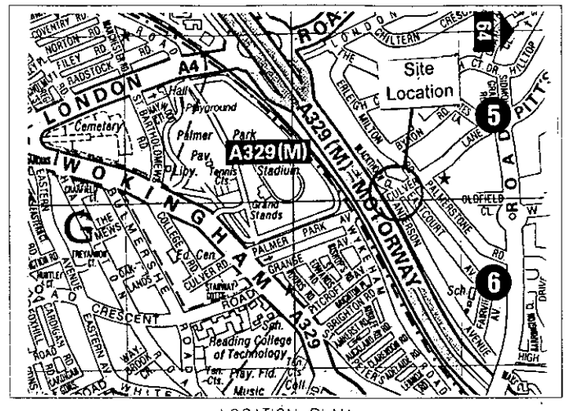

LOCATION PLAN

National Grid Reference E 474237 N 172983

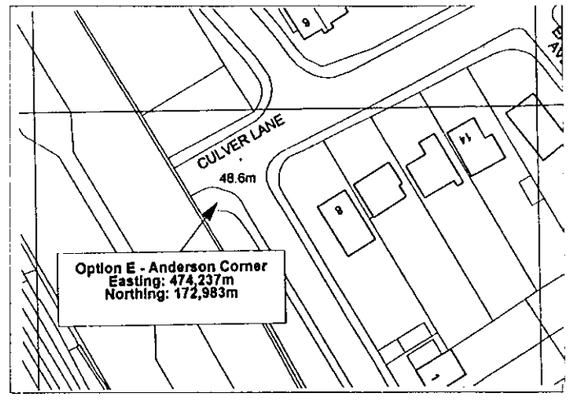

BLOCK PLAN
1: 1250

UTILITIES KEY

UTILITY TYPE	CONTACT NAME	TEL. No.	SURVEY REPORT RETURN DATE
ELECTRICITY	-	-	-
GAS	-	-	-
WATER	-	-	-
SEWER	-	-	-
B.T.	-	DIAL OPERATOR - ASK FOR 'DIAL BEFORE YOU DIG'	-
OTHERS	-	-	-

PLANS ARE AVAILABLE AT THE OFFICES OF ORANGE PCS LTD. & FROM THE RELEVANT STATUTORY UNDERTAKERS SHOWING THE EXTENT OF SERVICES IN THE FOOTWAY

ANTENNA KEY

ITEM	FUNCTION / LINK No.	SECTOR	TYPE / SIZE	BEARING	HEIGHT TO C/L OF ANTENNA FROM GL (mm)	HEIGHT TO CENTRE OF DISH FROM GL (mm)	REMOTE LNA / RFU (Y/N)
A1	TXRX	-	HUO090A	0°	7600	N/A	Y
A2	TXRX	-	HUO090A	120°	7600	N/A	Y
A3	TXRX	-	HUO090A	240°	7600	N/A	Y

FEEDER KEY

TO	QTY.	TYPE:	OUTER DIA.(mm)	MIN BEND RAD.(mm)	LENGTH (m)	COLOUR	NAME
A1	2	LDF 450	16	125	11	BLACK	-
A2	2	LDF 450	16	125	11	BLACK	-
A3	2	LDF 450	16	125	11	BLACK	-

REC SUPPLY REQUIRED FOR POWER

SITE NUMBER 30-BRK7067-01

CONSULTANT

Patrick Farfan ASSOCIATES LIMITED
E-Mail frcg@patrickfarfan.com

Hega Office: Saint Cuthberts, Fourth Avenue, Trafford Park, Manchester. M17 1DB. Tel 0161 877 7007. Fax 0161 877 4414.
London Office: Salamander Quay West, Park Lane, Harefield, Middlesex. UB9 6NZ. Tel 01895 823 700. Fax 01895 821 214.
Offices also located in :- Stirling, Birmingham, Belfast & Australia

THIS SITE CONFORMS TO OPCS RADIO SITE DESIGN DOC: SPEC253 WITH THE FOLLOWING EXCEPTIONS:
1.
2.
3.
4.

REV	DESCRIPTION	CONTROLLER	DATE	DESIGN	DATE
0	PROVISIONAL ISSUE		25/01		25/01

SCALE:-	AS SHOWN	CHECKED	CH 25.01.00
		DATE	
DRAWN	SS	APPROVED	
DATE	24.01.2000	DATE	

A3 ORIGINAL

INCHES
0 1/2 1
0 5 10 15 20 25 30 35
MILLIMETRES

ALL DIMENSIONS ARE IN MILLIMETRES UNLESS OTHERWISE STATED

OPTION NAME: ANDERSON CORNER

SITE ADDRESS
CORNER ANDERSON A.E. AND CULVER LANE
TO CULVER LANE
NORTH EARLEY
READING RG6 1DT

TITLE: MICROCELL-ANDERSON CORNER LAMPPOST MOUNTED ANTENNA GENERAL ARRANGEMENT

DRAWING NUMBER: 30-BRK7067-01
REV: 0

CLIENT

orange
St. James Court
Great Park Road
Almondsbury Park
Bradley Stoke
Bristol
BS12 4QJ
Tel 01454 624600
Hutchison Telecom Fax 01454 618501