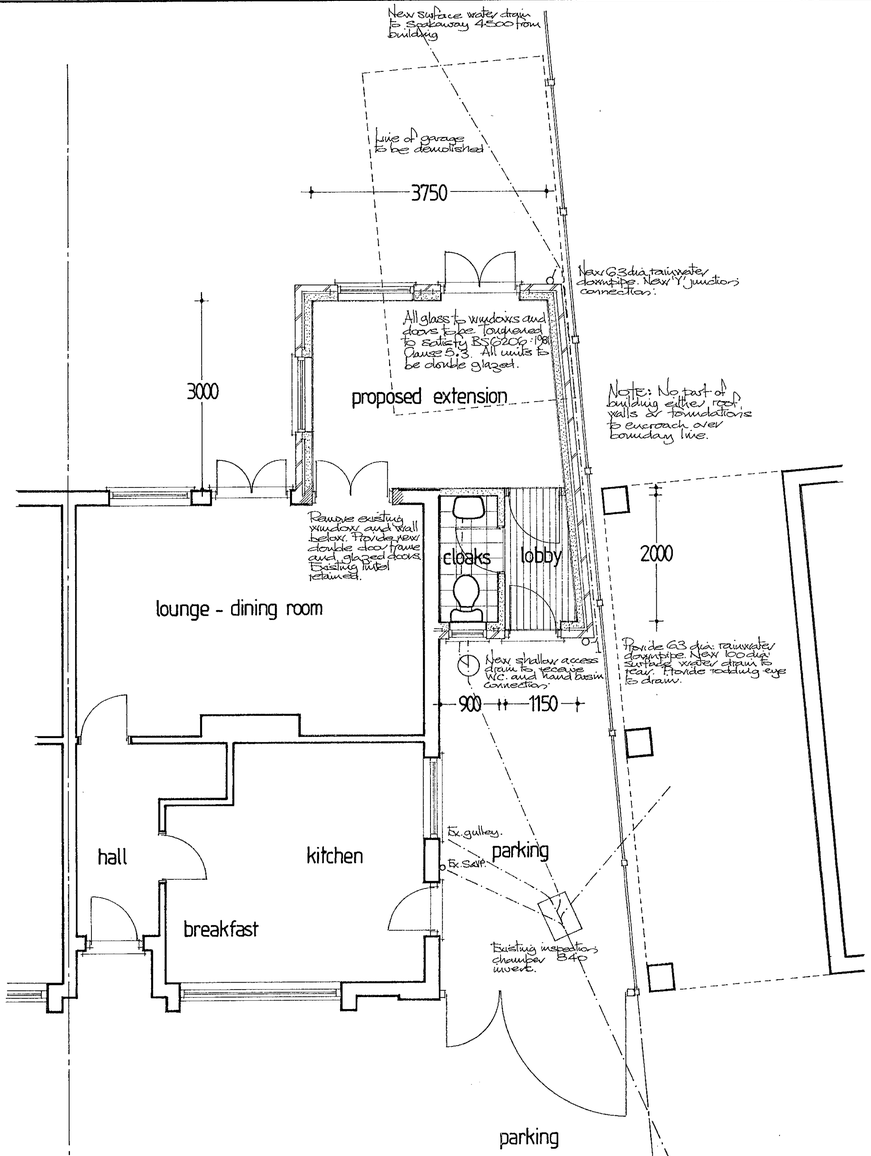

proposed plan



front elevation

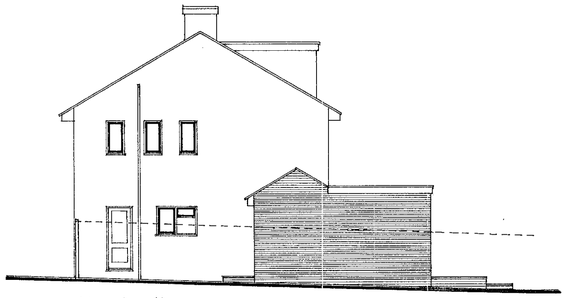

side elevation



rear elevation



side elevation

pitch roof: Matching interlocking concrete tiles. 38x50 battens. Untearable felt. 50x100 rafters and collar ties at 400 centres. 50x100 wall and pole plates. 38x175 ridge board. Mild steel anchor straps between walls and plates. Provide code 4 lead flashings between walls and roof slopes. Provide 215 vent tiles at low level to rear roof slope adjacent to junction with flat roof. Fascia and soffit to front with 25 wide continuous vent strip to allow full cross flow of ventilation to roof void. 12.5 foil backed vapour check plasterboard to ceiling with matching finish. All timber to be SC3 grade. 100 half round guttering with 63 dia. rainwater downpipes

walls: 265 cavity walls. 115 matching facing bricks. 50 cavity. 100 Thermalite block walls with render and set internal finish. 50 fibreglass Drithern cavity insulation. Galvanised wire wall ties at 450x900 staggered centres. Felt dpc 150 above ground level and all cavity closures. 14 insulated lintels over all structural openings with cavity tray of felt where necessary. 100 Thermalite block internal walls with render and set both sides. Concrete block cavity walls below ground level with weak mix concrete fill to cavity to level 225 below dpc level.

ventilation: Opening windows or doors to equal 1/20th floor area of room. Provide trickle vents of 8000mm² to frame (leads to give background vent. (4000mm² to cloakroom).

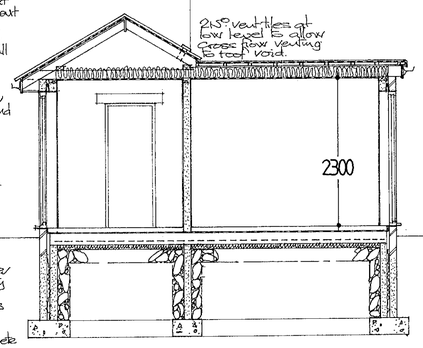

section

flat roof: 12.5 depth hot banded granite chippings. 3 layers felt built up to BS747 laid in accordance with CP114. 19 plywood decking. Firring strips to give fall of 75 in 3000 to rear of roof. 50x50 cross battens to allow cross flow ventilation to roof. 50x200 joists at 400 centres. 50x100 wall plates. Mild steel anchor straps to walls at 1200 centres. 12.5 foil backed vapour check plasterboard with matching finish. Fascia and soffit to sides and rear of roof. 25 wide continuous vent strip between wall and fascia to allow full cross flow ventilation to roof void. 100 half round guttering with 63 dia. rainwater pipe. All timber to be SC3 grade. Provide 200 thick fibreglass insulation above all ceilings.

floor: Floor finish. 50 cement/sharp sand screed (1:3). 175 thick concrete floor slab with B785 mesh reinforcement with 40 bottom cover. Floor slab to be supported off foundation walls. 50 thick Jablite floor insulation on 1200 gauge polythene membrane linked with wall dpc. 50 soft sand blinding to 150 consolidated hardcore.

foundations: 225 thick concrete strip foundations 600 and 450 wide to be taken down to firm sub-soil strata not less than 1000 into clay type sub-soils.

drains: New 100 dia. drains laid to falls of 1:40 where possible in surround of shingle. Provide concrete lintels over drains passing through walls. Connection to be made to existing manhole to front (invert 840). Provide shallow access chamber to receive WC and hand basin connections. Provide seal plate to hand basin drain with 75 deep seal trap to basin waste (38 dia). Surface water to soakaway 4500 from rear of building.

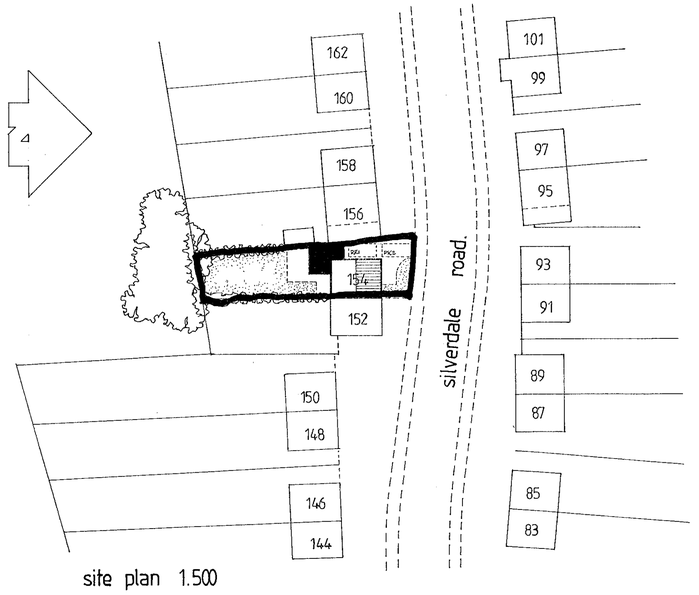

site plan 1.500

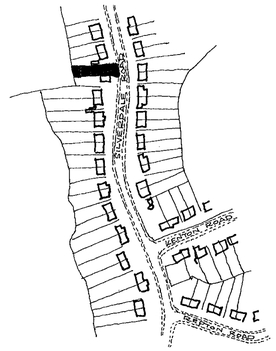

location plan 1.2500

Notes:
All dimensions must be checked on site and not scaled from this drawing.

A		
	Date	Revisions

© copyright

15.JAN.2000 0567

Client
Mr and Mrs R K Radford

Job Title
Proposed Single Storey Extension
154 Silverdale Road
Earley
Reading RG6 7LX

Drawing Title
Plans Elevations Section

Scale 1.50 1.100 1.500 1.2500

Date December 1999 | Drawn by

Drg. No. | Rev.

594 x 841mm A1

D 2/3/00.

(ARCH.)