THIS DRAWING TO BE READ IN CONJUNCTION WITH THE FOLLOWING DRAWING Nos.

1. 30/BRK7039E/02

EQUIPMENT COLOURS
(SPECIFIED BY BS No.)

1. LAMPPOST: Column standard Galv finish
2. CABINET: Midnight green BS4800 12 B29
3. ANTENNA: N/A

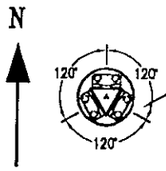

SECTOR ANTENNAS ON TRIANGULAR SUPPORT. (NOTE:- AREA IN FRONT OF SECTOR ANTENNAS TO BE FREE OF ALL METALLIC MATERIALS)

SECTIONAL PLAN ON A–A
(SEE DETAIL ACROSS FOR LOCATION)

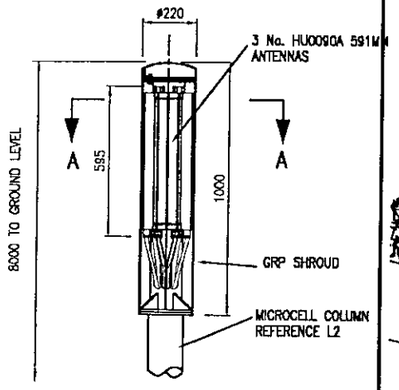

ELEVATION ON ANTENNA
ANTENNA DETAIL
SCALE :- 1:50

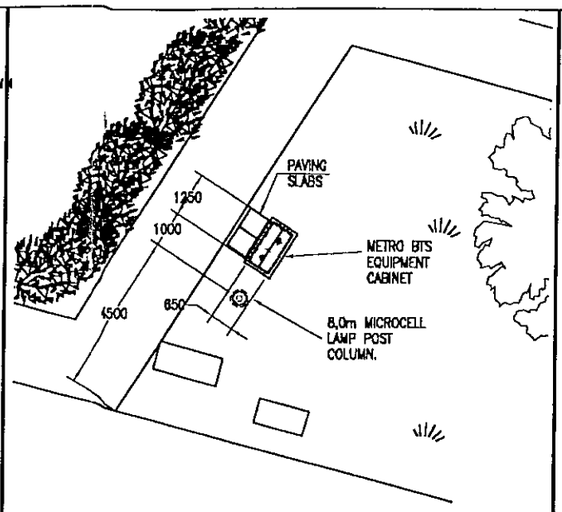

PART PLAN ON LAMPPOST COLUMN & CABINET
SCALE :- 1:175

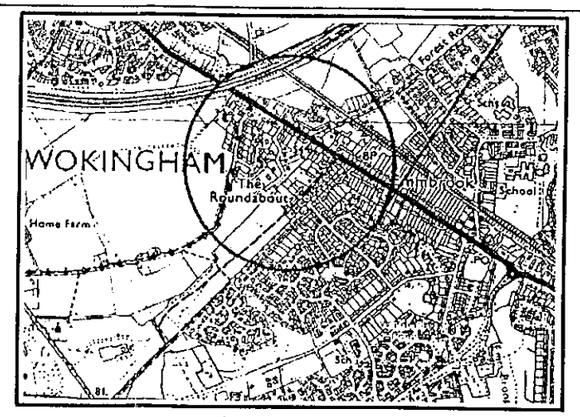

LOCATION PLAN

National Grid Reference E 479085 N 169931

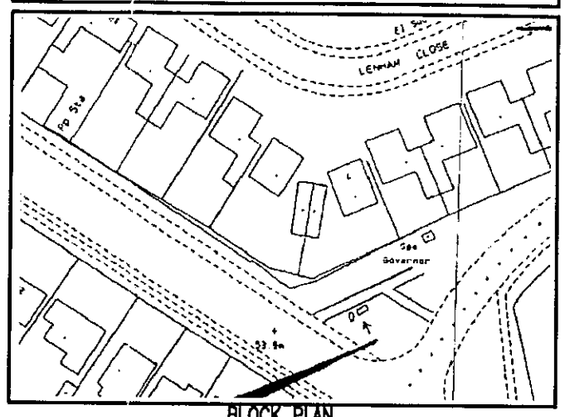

BLOCK PLAN
1:1250

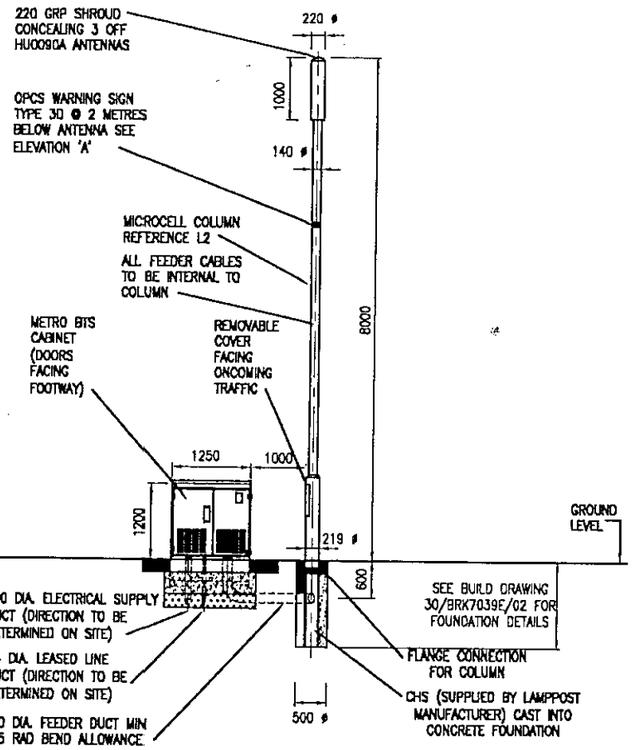

ELEVATION ON ARROW 'X' SCALE:- 1:100

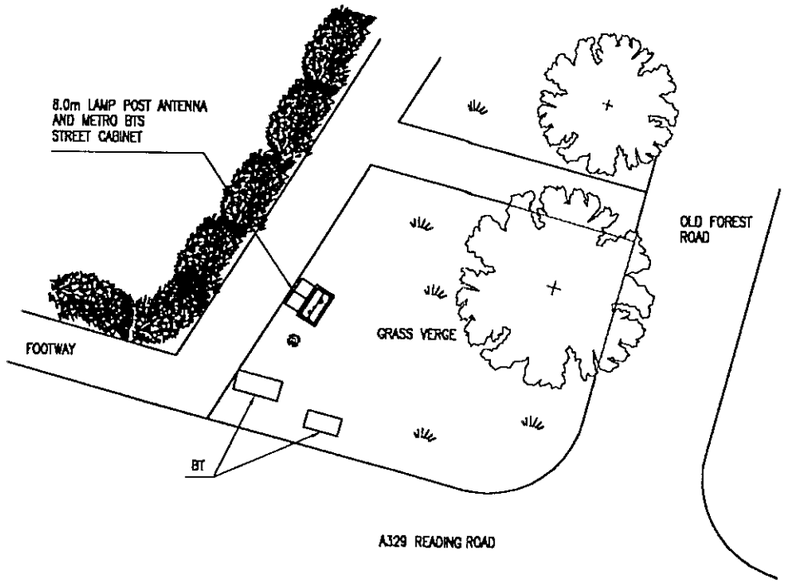

SITE PLAN
SCALE :- 1:250

UTILITIES KEY

UTILITY TYPE	CONTACT NAME	TEL No.	SURVEY REPORT RETURN DATE
ELECTRICITY	Scottish and Southern Energy	01189 465500	25/11/99
GAS	Transco	02380 258258	28/10/99
WATER	Thames Water	0645 200800	09/11/99
SEWER	Thames Water	0645 200800	09/11/99
B.T.	B.T.	DIALTOD – ASK FOR DIAL BEFORE YOU DIG	10/11/99
OTHERS	NTL	0118 954 4551	25/10/99
OTHERS	CABLE & WIRELESS	01903 528168	08/11/99

PLANS ARE AVAILABLE AT THE OFFICES OF ORANGE PCS LTD. & FROM THE RELEVANT STATUTORY UNDERTAKERS SHOWING THE EXTENT OF SERVICES IN THE FOOTWAY

ANTENNA KEY

ITEM	FUNCTION / LINK No.	SECTOR	TYPE / SIZE	BEARING	HEIGHT TO C/L OF ANTENNA FROM GL (mm)	HEIGHT TO CENTRE OF DISH FROM GL (mm)	REMOTE LNA / RFU (Y/N)
A1	TXRX	–	HUO090A	0°	7600	N/A	–
A2	TXRX	–	HUO090A	120°	7600	N/A	–
A3	TXRX	–	HUO090A	240°	7600	N/A	–

FEEDER KEY

TO	QTY:	TYPE:	OUTER DIA.(mm)	MIN BEND RAD.(mm)	LENGTH (m)	COLOUR	NAME
A1	2	LDF 450	16	125	11	BLACK	–
–	–	LDF 450	16	125	11	BLACK	–
–	–	LDF 450	16	125	11	BLACK	–

REC SUPPLY REQUIRED FOR POWER

SITE NUMBER 30/BRK7039E/01

CONSULTANT
Patrick Farfan
ASSOCIATES LIMITED
E-Mail frog@patrickfarfan.com

London Office
Salamander Quay West
Park Lane, Harefield
Middlesex UB9 6NZ
Tel: 01895 823700
Fax: 01895 821214

Head Office
Saint Cuthberts,
Fourth Avenue, Trafford Park,
Manchester. M17 1DB
Tel 0161 877 7007
Fax 0161 877 4414

Offices also located in :- London, Birmingham, Belfast & Austria

THIS SITE CONFORMS TO OPCS RADIO SITE DESIGN DOC: SPEC253 WITH THE FOLLOWING EXCEPTIONS:

1.
2.
3.
4.

REV	DESCRIPTION	SITE CONTROLLER	DATE	DESIGN	DATE
0	INITIAL ISSUE	PF	26.11.00	PF	26.11.00

SCALE:-	AS SHOWN	CHECKED	
		DATE	
DRAWN	SS	APPROVED	
DATE	05/01/2000	DATE	

A3 ORIGINAL

INCHES
0 1/2 1
0 5 10 15 20 25 30 35

MILLIMETRES

ALL DIMENSIONS ARE IN MILLIMETRES UNLESS OTHERWISE STATED

OPTION NAME
OLD FOREST

SITE ADDRESS
ADOPTED HIGHWAY/
GRASS VERGE
NW CORNER OF OLD FOREST RD.
JUNCTION WITH READING ROAD
WINNERSH, WOKINGHAM RG41 5AA

SITE CONTROLLER: Paul Fitzgerald 07971 182768

NETWORK ENGINEER: Bob Francis 07973 884734

TITLE
MICROCELL– EMMBROOK ESTATE
LAMPPOST MOUNTED ANTENNA
GENERAL ARRANGEMENT

DRAWING NUMBER 30/BRK7039E/01

REV 0

CLIENT
orange

St. James Court
Great Park Road
Almondsbury Park
Bradley Stoke
Bristol
BS12 4QJ
Tel 01454 624600
Fax 01454 618501

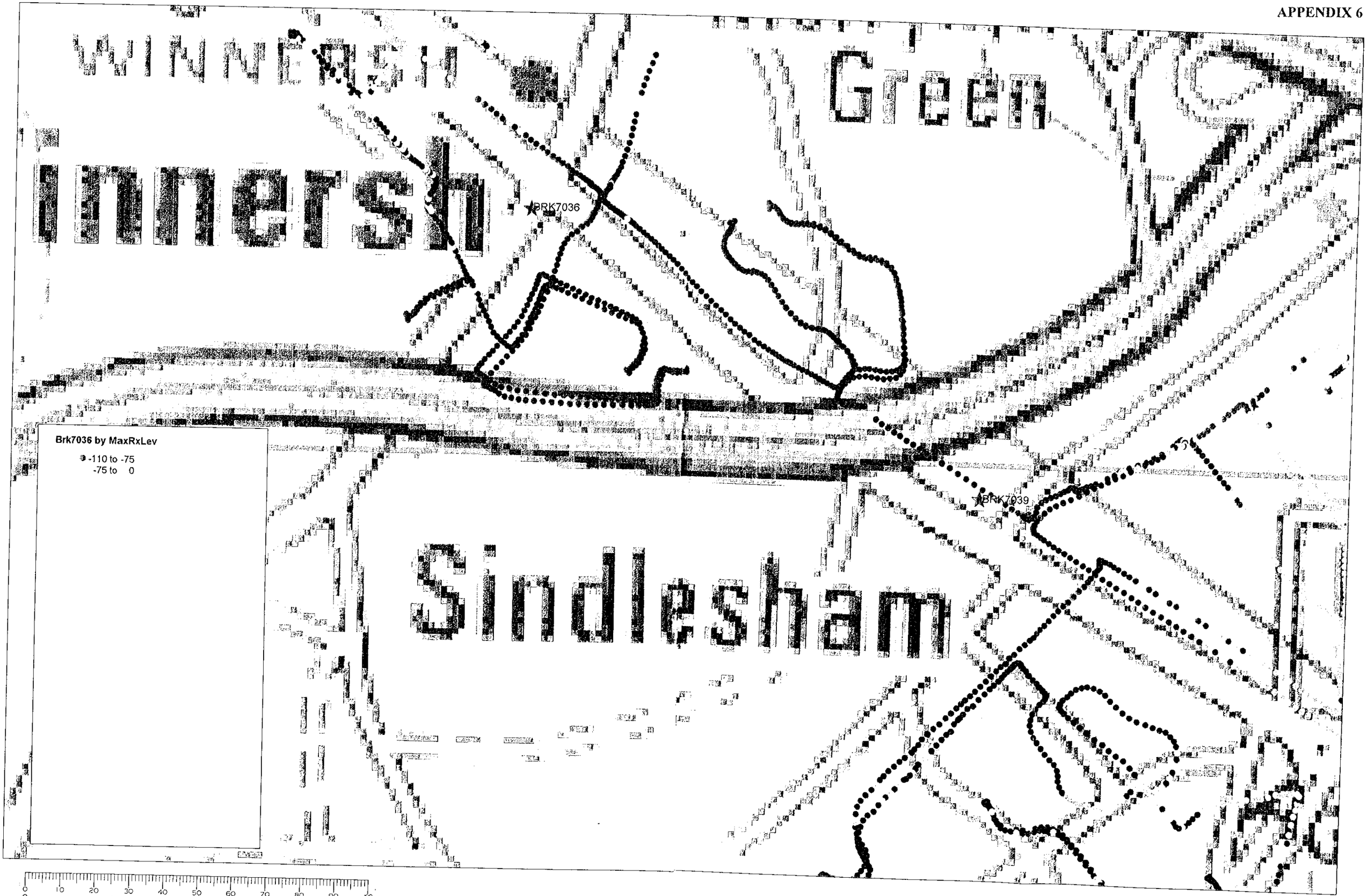
Winnersh
Green
Winnersh
BRK7036
BRK7039
Sindlesham
Brk7036 by MaxRxLev
-110 to -75
-75 to 0
0 10 20 30 40 50 60 70 80 90 100
0 2 3

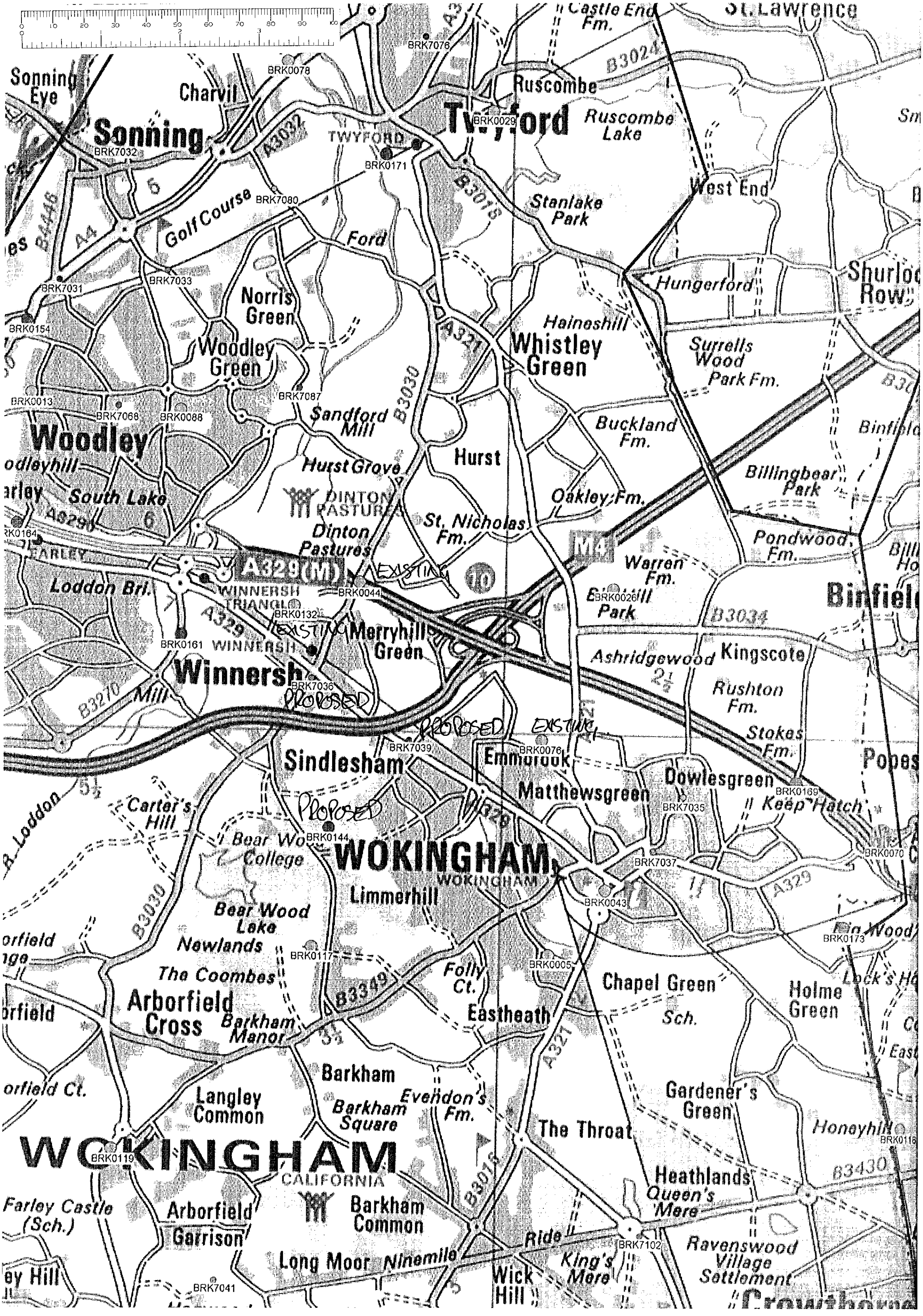
Castle End Fm.
St. Lawrence
BRK7076
B3024
BRK0078
Sonning Eye
Charvil
Ruscombe
Twyford
BRK0029
Ruscombe Lake
Sonning
BRK7032
A3032
TWYFORD
BRK0171
B3018
West End
B4446
A4
Golf Course
BRK7080
Stanlake Park
Ford
BRK7033
BRK7031
Hungerford
Norris Green
BRK0154
Haineshill
Whistley Green
Surrells Wood Park Fm.
Woodley Green
BRK0013
BRK7068
BRK0088
BRK7087
Sandford Mill
B3030
Woodley
Buckland Fm.
Hurst Grove
Hurst
Billingbear Park
South Lake
DINTON PASTURES
Oakley Fm.
A329(M)
St. Nicholas Fm.
Dinton Pastures
Pondwood Fm.
Loddon Bri.
EXISTING
Warren Fm.
WINNERSH TRIANGLE
BRK0044
BRK0026
Park
B3034
BRK0132
4329
Merryhill Green
BRK0161
WINNERSH
Ashridgewood
Kingscote
Winnersh
BRK7036
B3270
Mill
Rushton Fm.
PROPOSED
EXISTING
Stokes Fm.
BRK7039
BRK0076
Sindlesham
Emmbrook
Dowlesgreen
Matthewsgreen
BRK7035
BRK0169
Keep Hatch
Carter's Hill
PROPOSED
BRK0144
Bear Wood College
WOKINGHAM
BRK7037
Limmerhill
WOKINGHAM
A329
BRK0043
Bear Wood Lake
Newlands
BRK0117
BRK0005
Folly Ct.
Chapel Green
Holme Green
The Coombes
Arborfield Cross
B3349
Barkham Manor
Eastheath
Sch.
Barkham
Langley Common
Barkham Square
Evendon's Fm.
Gardener's Green
The Throat
WOKINGHAM
BRK0119
CALIFORNIA
Heathlands
Queen's Mere
Farley Castle (Sch.)
Arborfield Garrison
Barkham Common
Ride
BRK7102
Ninemile
Long Moor
King's Mere
Ravenswood Village Settlement
Wick Hill
BRK7041

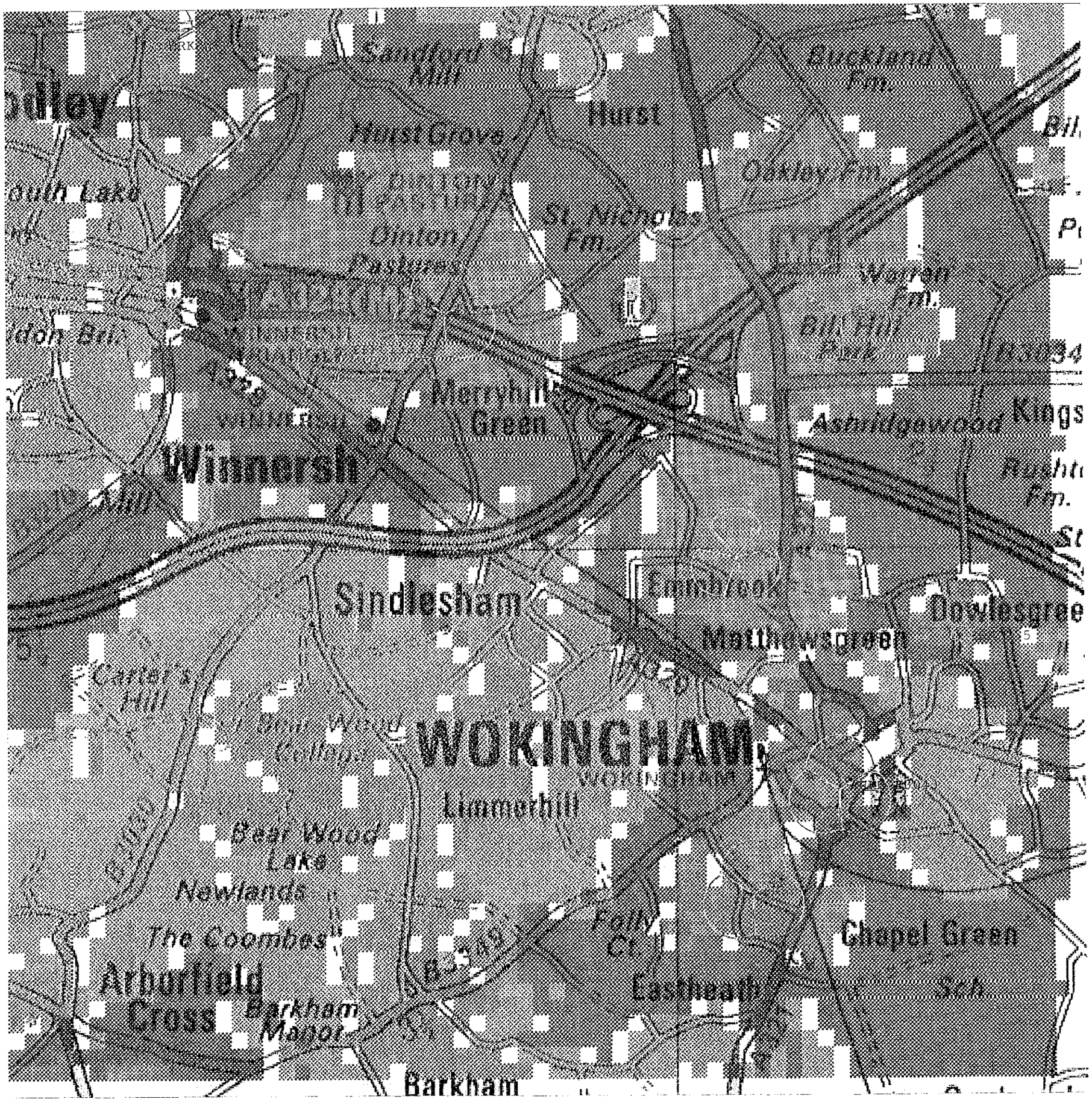

PLANET V2.8
Metapath Software International Ltd.
Wed Nov 7 10:49:09 2001

ORANGE PCS Ltd

EXISTING SITES ONLY

Elements of the cartographic data used in this software were supplied by three sources:
(c) The Automobile Association - Based on datasets extracted from the Cartographic Department of the Automobile Association
(c) 1996 George Philip Ltd - Based on the Ordnance Survey 1:50000 and 1:250000 maps with permission of the Controller of Her Majesty's Stationery Office.
(c) Crown Copyright - Ordnance Survey

Eastmin: 475800 Eastmax: 482600
Northmin:166600 Northmax:173400
Scale: 1:25185
Signal(Block) dBm
sig>= -58dBm
sig>= -68dBm
sig>= -75dBm
sig>= -81dBm
sig>= -86dBm
sig>= -92dBm
sig>= -96dBm

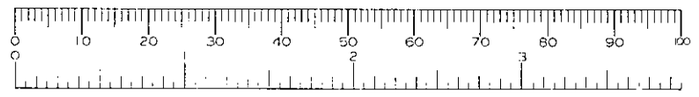

30.11.2000 2874

THIS DRAWING TO BE READ IN CONJUNCTION WITH THE FOLLOWING DRAWING Nos.

1. 30/BRK7039E/02

EQUIPMENT COLOURS
(SPECIFIED BY BS No.)

1. LAMPPOST: Column standard Galv finish
2. CABINET: Midnight green BS4800 12 B29
3. ANTENNA: N/A

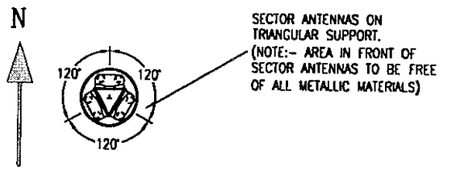

SECTIONAL PLAN ON A-A
(SEE DETAIL ACROSS FOR LOCATION)

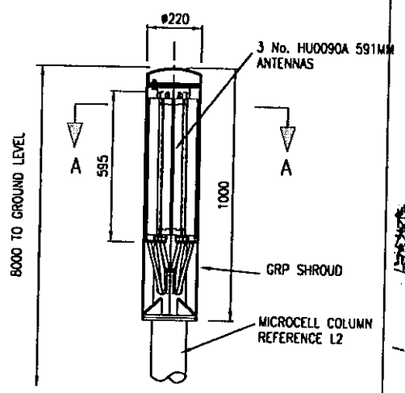

ELEVATION ON ANTENNA
ANTENNA DETAIL
SCALE :- 1:50

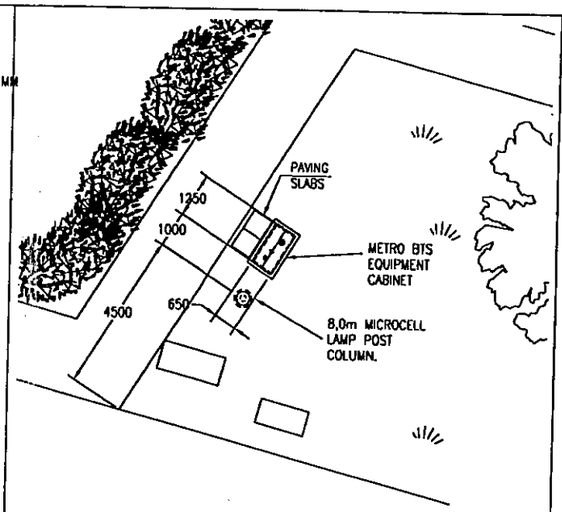

PART PLAN ON LAMPPOST COLUMN & CABINET
SCALE :- 1:175

REFUSED

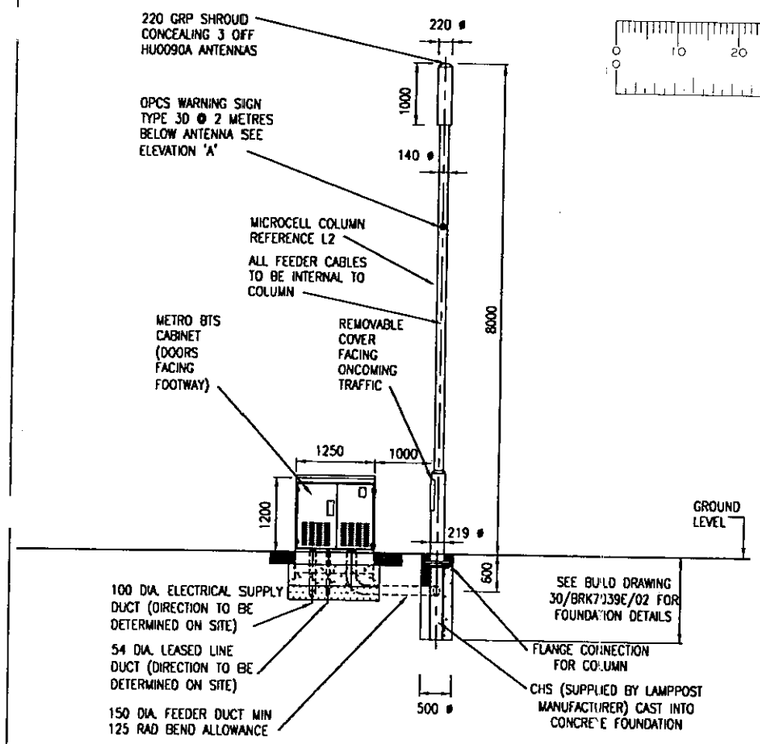

ELEVATION ON ARROW 'X' SCALE:- 1:100

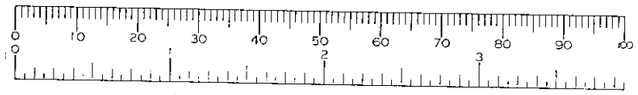

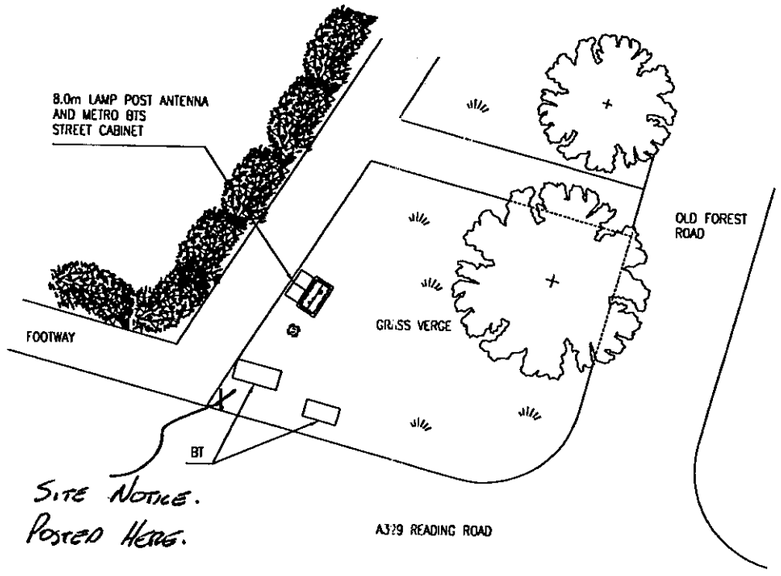

SITE PLAN
SCALE :- 1:250

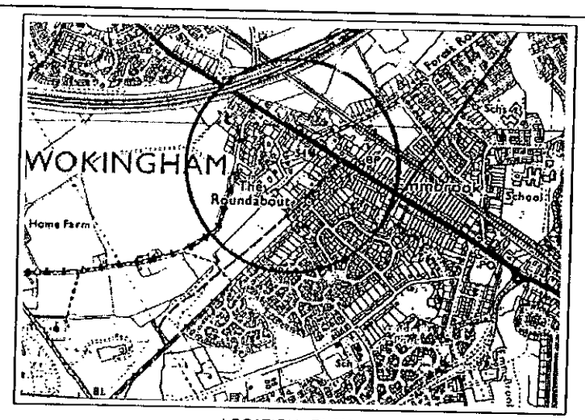

LOCATION PLAN

National Grid Reference E 479085 N 169931

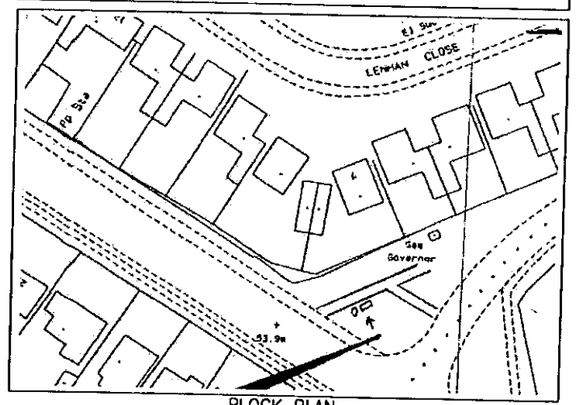

BLOCK PLAN
1:1250

UTILITIES KEY

UTILITY TYPE	CONTACT NAME	TEL. No.	SURVEY REPORT RETURN DATE
ELECTRICITY	Scottish and Southern Energy	01189 465500	25/11/99
GAS	Transco	02380 258258	28/10/99
WATER	Thames Water	0645 200800	09/11/99
SEWER	Thames Water	0645 200800	09/11/99
B.T.	B.T.	DIAL100 - ASK FOR DIAL BEFORE YOU DIG	10/11/99
OTHERS	NTL	0118 954 4551	25/10/99
OTHERS	CABLE & WIRELESS	01903 528169	08/11/99

PLANS ARE AVAILABLE AT THE OFFICES OF ORANGE PCS LTD. & FROM THE RELEVANT STATUTORY UNDERTAKERS SHOWING THE EXTENT OF SERVICES IN THE FOOTWAY

ANTENNA KEY

ITEM	FUNCTION / LINK No.	SECTOR	TYPE / SIZE	BEARING	HEIGHT TO C/L OF ANTENNA FROM GL (mm)	HEIGHT TO CENTRE OF DISH FROM GL (mm)	REMOTE LNA / RFU (Y/N)
A1	TXRX	-	HU0090A	0°	7600	N/A	-
A2	TXRX	-	HU0090A	120°	7600	N/A	-
A3	TXRX	-	HU0090A	240°	7600	N/A	-

FEEDER KEY

TO	QTY:	TYPE:	OUTER DIA.(mm)	MIN BEND RAD.(mm)	LENGTH (m)	COLOUR	NAME
A1	2	LDF 450	16	125	11	BLACK	-
-	-	LDF 450	16	125	11	BLACK	-
-	-	LDF 450	16	125	11	BLACK	-

REC SUPPLY REQUIRED FOR POWER

SITE NUMBER
30/BRK7039E/01

CONSULTANT
Patrick Farfan
ASSOCIATES LIMITED
E-Mail frog@patrickfarfan.com

London Office
Salamander Quay West
Park Lane, Harefield
Middlesex UB9 6NZ
Tel: 01895 823700
Fax: 01895 821214

Head Office
Saint Cuthberts,
Fourth Avenue, Trafford Park,
Manchester. M17 1DB
Tel 0161 877 7007
Fax 0161 877 4414

Offices also located in :- London, Birmingham, Belfast & Austria

THIS SITE CONFORMS TO OPCS RADIO SITE DESIGN DOC: SPEC253 WITH THE FOLLOWING EXCEPTIONS:

1.
2.
3.
4.

REV	DESCRIPTION	SITE CONTROLLER	DATE	DESIGN	DATE
0	INITIAL ISSUE	PF	28.11.00	PF	28.11.00

SCALE:-	AS SHOWN	CHECKED	
		DATE	
DRAWN	SS	APPROVED	
DATE	05/01/2000	DATE	

A3 ORIGINAL

INCHES
0 1/2 1
0 5 10 15 20 25 30 35
MILLIMETRES

ALL DIMENSIONS ARE IN MILLIMETRES UNLESS OTHERWISE STATED

OPTION NAME
OLD FOREST

SITE ADDRESS
ADOPTED HIGHWAY/
GRASS VERGE
NW CORNER OF OLD FOREST RD.
JUNCTION WITH READING ROAD
WINNERSH; WOKINGHAM RG41 5AA

SITE CONTROLLER: Paul Fitzgerald 07971 182758

NETWORK ENGINEER: Bob Francis 07973 994724

TITLE
MICROCELL- EMMBROOK ESTATE
LAMPPOST MOUNTED ANTENNA
GENERAL ARRANGEMENT

DRAWING NUMBER
30/BRK7039E/01

REV
0

CLIENT
orange

St. James Court
Great Park Road
Almondsbury Park
Bradley Stoke
Bristol
BS12 4QJ
Tel 01454 624600
Fax 01454 618501

30.11.2000 2874

THIS DRAWING TO BE READ IN CONJUNCTION WITH THE FOLLOWING DRAWING Nos.

1. 30/BRK7039E/02

EQUIPMENT COLOURS
(SPECIFIED BY BS No.)

1. LAMPPOST: Column standard Galv finish
2. CABINET: Midnight green BS4800 12 B29
3. ANTENNA: N/A

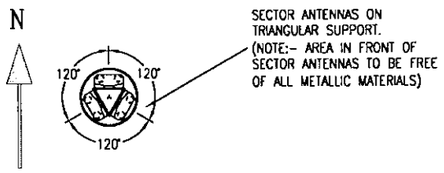

SECTIONAL PLAN ON A-A
(SEE DETAIL ACROSS FOR LOCATION)

REFUSED

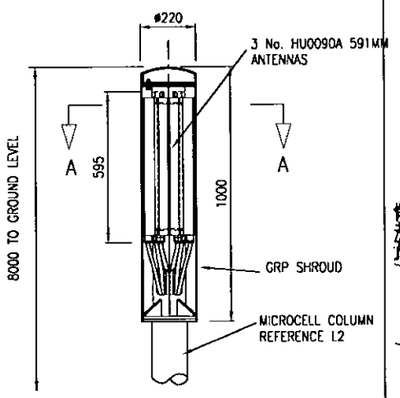

ELEVATION ON ANTENNA
ANTENNA DETAIL
SCALE :- 1:50

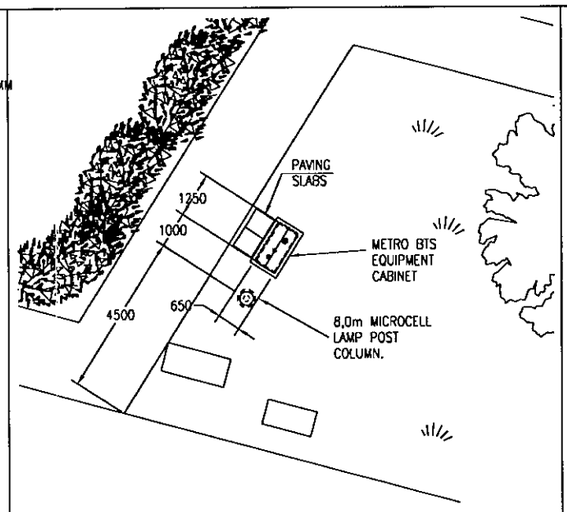

PART PLAN ON LAMPPOST COLUMN & CABINET
SCALE :- 1:175

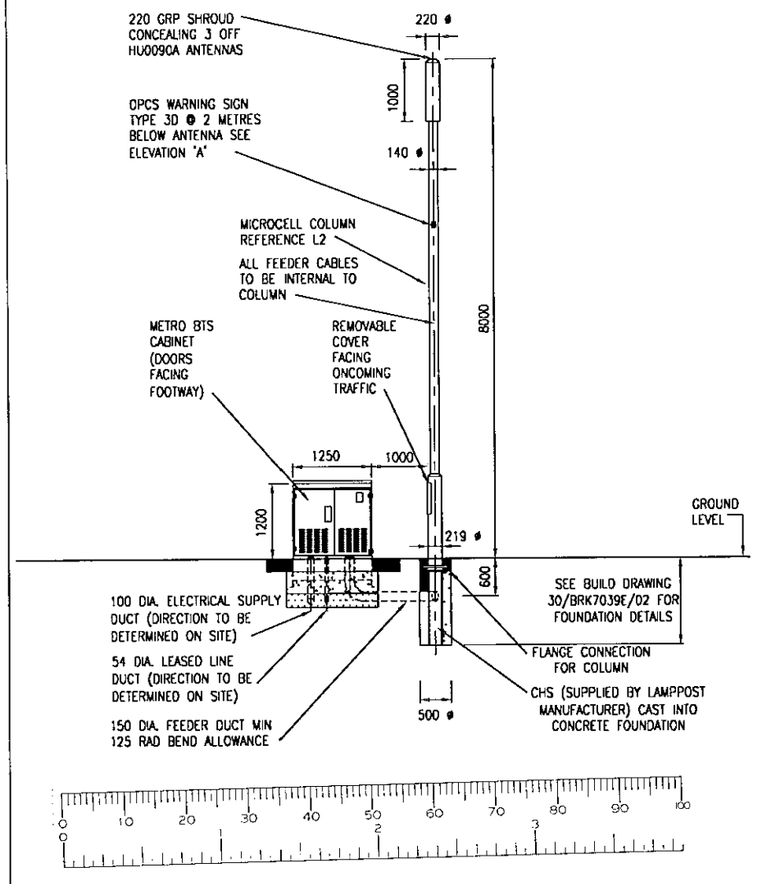

ELEVATION ON ARROW 'X' SCALE:- 1:100

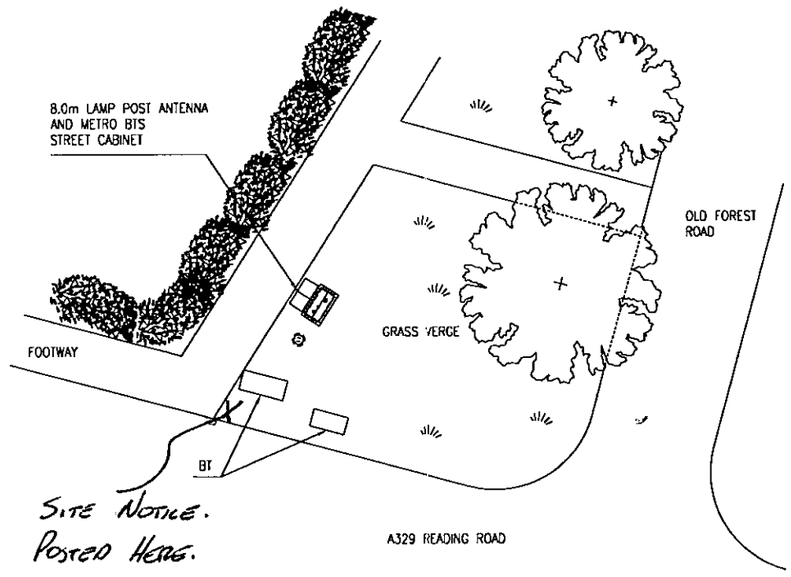

SITE PLAN
SCALE :- 1:250

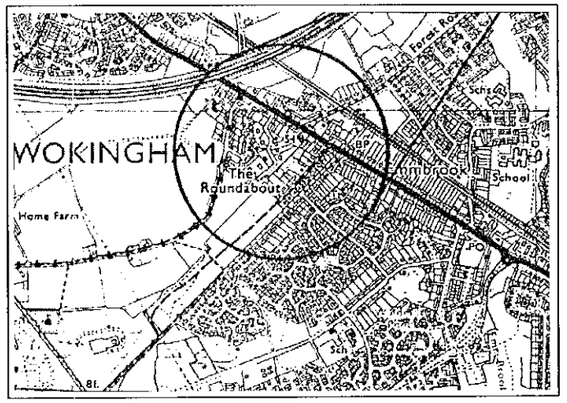

LOCATION PLAN

National Grid Reference E 479085 N 169931

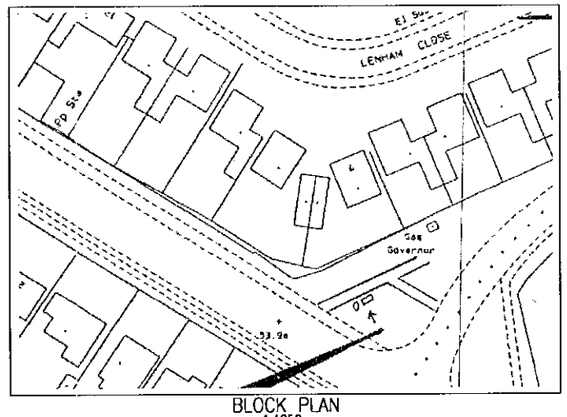

BLOCK PLAN
1:1250

SITE NUMBER 30/BRK7039E/01

UTILITIES KEY

UTILITY TYPE	CONTACT NAME	TEL. No.	SURVEY REPORT RETURN DATE
ELECTRICITY	Scottish and Southern Energy	01189 465500	25/11/99
GAS	Transco	02380 258258	28/10/99
WATER	Thames Water	0645 200800	09/11/99
SEWER	Thames Water	0645 200800	09/11/99
B.T.	B.T.	DIAL100 - ASK FOR DIAL BEFORE YOU DIG	10/11/99
OTHERS	NTL	0118 954 4551	25/10/99
OTHERS	CABLE & WIRELESS	01903 528169	08/11/99

PLANS ARE AVAILABLE AT THE OFFICES OF ORANGE PCS LTD. & FROM THE RELEVANT STATUTORY UNDERTAKERS SHOWING THE EXTENT OF SERVICES IN THE FOOTWAY

ANTENNA KEY

ITEM	FUNCTION / LINK No.	SECTOR	TYPE / SIZE	BEARING	HEIGHT TO C/L OF ANTENNA FROM GL (mm)	HEIGHT TO CENTRE OF DISH FROM GL (mm)	REMOTE LNA / RFU (Y/N)
A1	TXRX	-	HUOO90A	0°	7600	N/A	-
A2	TXRX	-	HUOO90A	120°	7600	N/A	-
A3	TXRX	-	HUOO90A	240°	7600	N/A	-

FEEDER KEY

TO	QTY:	TYPE:	OUTER DIA.(mm)	MIN BEND RAD.(mm)	LENGTH (m)	COLOUR	NAME
A1	2	LDF 450	16	125	11	BLACK	-
-	-	LDF 450	16	125	11	BLACK	-
-	-	LDF 450	16	125	11	BLACK	-

REC SUPPLY REQUIRED FOR POWER

CONSULTANT
Patrick Farfan
ASSOCIATES LIMITED
E-Mail frog@patrickfarfan.com

London Office
Salamander Quay West
Park Lane, Harefield
Middlesex UB9 6NZ
Tel: 01895 823700
Fax: 01895 821214

Head Office
Saint Cuthberts,
Fourth Avenue, Trafford Park,
Manchester. M17 1DB
Tel 0161 877 7007
Fax 0161 877 4414

Offices also located in :- London, Birmingham, Belfast & Austria

THIS SITE CONFORMS TO OPCS RADIO SITE DESIGN DOC: SPEC253 WITH THE FOLLOWING EXCEPTIONS:

1.
2.
3.
4.

REV	DESCRIPTION	SITE CONTROLLER	DATE	DESIGN	DATE
0	INITIAL ISSUE	PF	28.11.00	PF	28.11.00

SCALE:-	AS SHOWN	CHECKED	
		DATE	
DRAWN	SS	APPROVED	
DATE	05/01/2000	DATE	

A3 ORIGINAL

INCHES
0 1/2 1
0 5 10 15 20 25 30 35

MILLIMETRES

ALL DIMENSIONS ARE IN MILLIMETRES UNLESS OTHERWISE STATED

OPTION NAME
OLD FOREST

SITE ADDRESS
ADOPTED HIGHWAY/
GRASS VERGE
NW CORNER OF OLD FOREST RD.
JUNCTION WITH READING ROAD
WINNERSH; WOKINGHAM RG41 5AA

SITE CONTROLLER: Paul Fitzgerald 07971 162758

NETWORK ENGINEER: Bob Francis 07973 994724

TITLE
MICROCELL- EMMBROOK ESTATE
LAMPPOST MOUNTED ANTENNA
GENERAL ARRANGEMENT

DRAWING NUMBER
30/BRK7039E/01

REV
0

CLIENT
orange

St. James Court
Great Park Road
Almondsbury Park
Bradley Stoke
Bristol
BS12 4QJ
Tel 01454 624600
Fax 01454 618501

THIS DRAWING TO BE READ IN CONJUNCTION WITH THE FOLLOWING DRAWING Nos.

1. 30/BRK7039E/02

EQUIPMENT COLOURS
(SPECIFIED BY BS No.)

1. LAMPPOST: Column standard Galv finish
2. CABINET: Midnight green BS4800 12 B29
3. ANTENNA: N/A

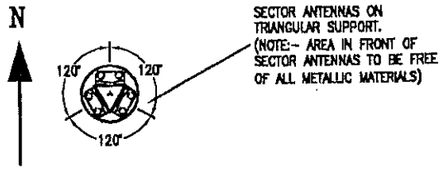

SECTIONAL PLAN ON A–A
(SEE DETAIL ACROSS FOR LOCATION)

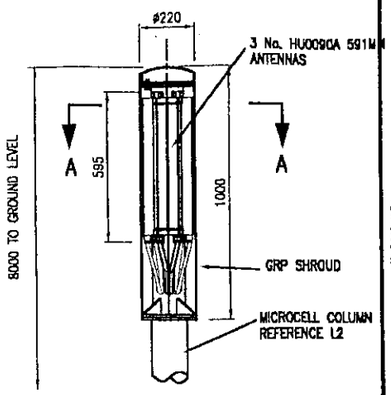

ELEVATION ON ANTENNA
ANTENNA DETAIL
SCALE :- 1:50

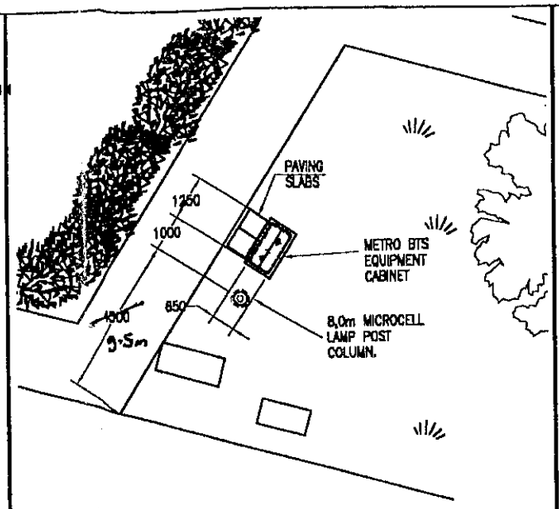

PART PLAN ON LAMPPOST COLUMN & CABINET
SCALE :- 1:175

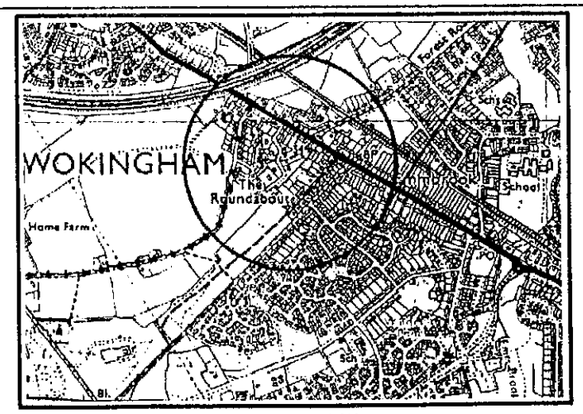

LOCATION PLAN

National Grid Reference E 479085 N 169931

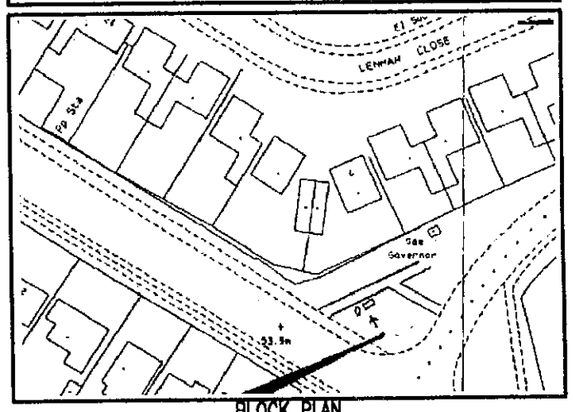

BLOCK PLAN
1:1250

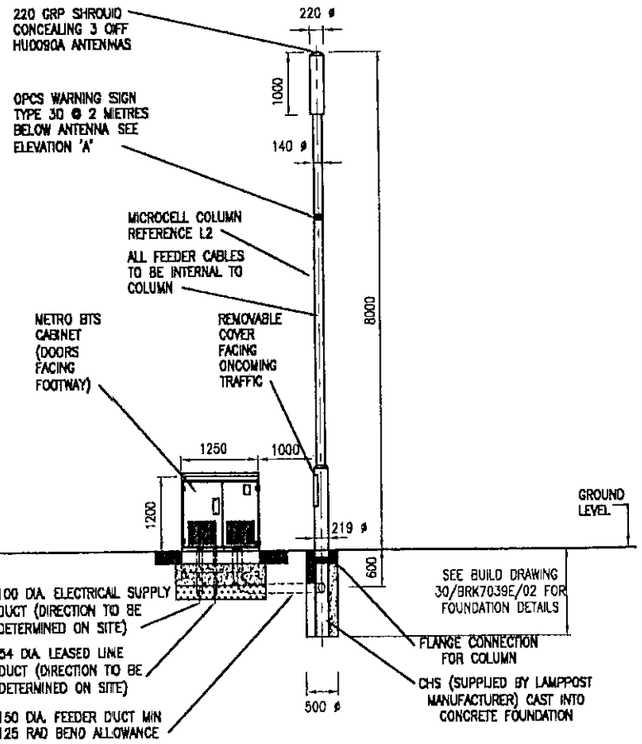

ELEVATION ON ARROW 'X' SCALE:- 1:100

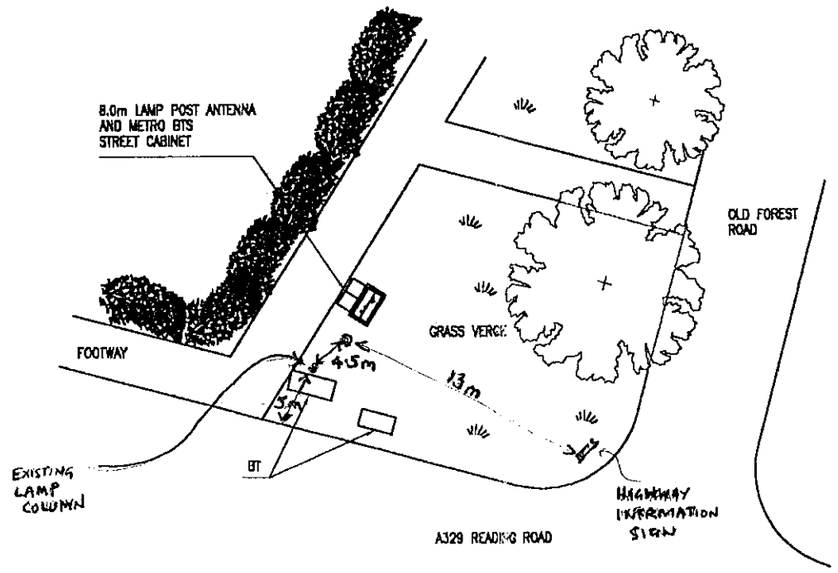

SITE PLAN
SCALE :- 1:250

UTILITIES KEY

UTILITY TYPE	CONTACT NAME	TEL. No.	SURVEY REPORT RETURN DATE
ELECTRICITY	Scottish and Southern Energy	01189 485500	25/11/99
GAS	Transco	02380 258258	28/10/99
WATER	Thames Water	0645 200800	09/11/99
SEWER	Thames Water	0645 200800	09/11/99
B.T.	B.T.	DIAL100 – ASK FOR DIAL BEFORE YOU DIG	10/11/99
OTHERS	NTL	0118 954 4551	25/10/99
OTHERS	CABLE & WIRELESS	01903 526169	03/11/99

PLANS ARE AVAILABLE AT THE OFFICES OF ORANGE PCS LTD. & FROM THE RELEVANT STATUTORY UNDERTAKERS SHOWING THE EXTENT OF SERVICES IN THE FOOTWAY

ANTENNA KEY

ITEM	FUNCTION / LINK No.	SECTOR	TYPE / SIZE	BEARING	HEIGHT TO C/L OF ANTENNA FROM GL (mm)	HEIGHT TO CENTRE OF DISH FROM GL (mm)	REMOTE LNA / RFU (Y/N)
A1	TXRX	–	HU0090A	0°	7600	N/A	–
A2	TXRX	–	HU0090A	120°	7600	N/A	–
A3	TXRX	–	HU0090A	240°	7600	N/A	–

FEEDER KEY

TO	QTY:	TYPE:	OUTER DIA.(mm)	MIN BEND RAD.(mm)	LENGTH (m)	COLOUR	NAME
A1	2	LDF 450	16	125	11	BLACK	–
–	–	LDF 450	16	125	11	BLACK	–
–	–	LDF 450	16	125	11	BLACK	–

REC SUPPLY REQUIRED FOR POWER

SITE NUMBER 30/BRK7039E/01

CONSULTANT
Patrick Farfan
ASSOCIATES LIMITED
E-Mail frog@patrickfarfan.com

London Office
Salamander Quay West
Park Lane, Harefield
Middlesex UB9 6NZ
Tel: 01895 823700
Fax: 01895 821214

Head Office
Saint Cuthberts,
Fourth Avenue, Trafford Park,
Manchester. M17 1QB
Tel 0161 877 7007
Fax 0161 877 4414

Offices also located in :- London, Birmingham, Belfast & Austria

THIS SITE CONFORMS TO OPCS RADIO SITE DESIGN DOC: SPEC253 WITH THE FOLLOWING EXCEPTIONS:

1.
2.
3.
4.

REV	DESCRIPTION	SITE CONTROLLER	DATE	DESIGN	DATE
0	INITIAL ISSUE	PF	28.11.00	PF	28.11.00

SCALE:-	AS SHOWN	CHECKED	
		DATE	
DRAWN	SS	APPROVED	
DATE	05/01/2000	DATE	

A3 ORIGINAL

INCHES
0 1/2 1
0 5 10 15 20 25 30 35
MILLIMETRES

ALL DIMENSIONS ARE IN MILLIMETRES UNLESS OTHERWISE STATED

OPTION NAME
OLD FOREST

SITE ADDRESS
ADOPTED HIGHWAY/
GRASS VERGE
NW CORNER OF OLD FOREST RD.
JUNCTION WITH READING ROAD
WINNERSH, WOKINGHAM RG41 5AA

SITE CONTROLLER: Paul Fitzgerald 07971 180788

NETWORK ENGINEER: Bob Francis 07973 884734

TITLE
MICROCELL– EMMBROOK ESTATE
LAMPPOST MOUNTED ANTENNA
GENERAL ARRANGEMENT

DRAWING NUMBER
30/BRK7039E/01

REV
0
A

CLIENT

St. James Court
Great Park Road
Almondsbury Park
Bradley Stoke
Bristol
BS12 4QJ
Tel 01454 824600
Fax 01454 813201