Dormer.

Roof: Tiles to match existing on treated S.W battens and underlay bituminous felt on 100x50 SC3 S.W. rafters & ceiling joists @ 400 c/c 800mm Rockwool over level ceiling. Roof void ventilated via 3no roof tile vents. Dormer cheeks tile hung on treated S.W. battens on bit. felt on 100x50 S.W. studding. Studding filled with Rockwool. 500g. polythene vapour barrier inside prior to fixing 12.5mm plasterboard (w foil backed). Double rafters beneath dormer cheeks.
main rafters to be 125x50 SC3 S.W. @ 400 c/c.

Flat roof over dormer: 3 layer high performance elastomeric felt on 18mm WBP ply on S.W firrings on 100x50 SC3 S.W joists @ 400 c/c.

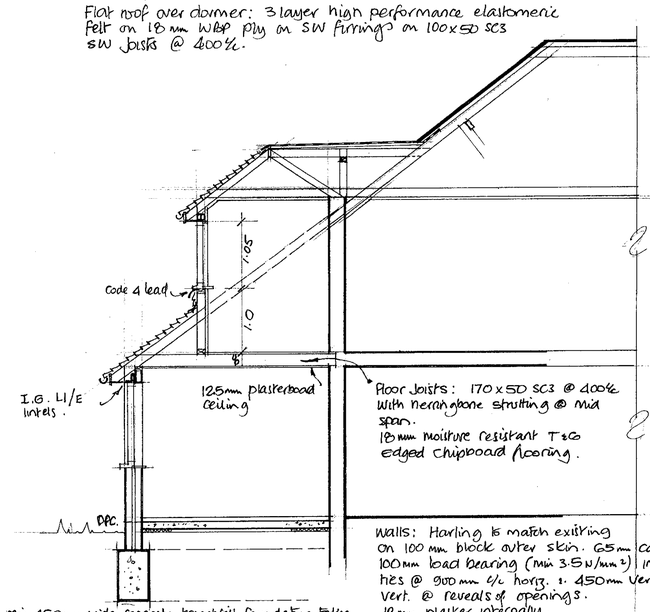

min 450mm wide concrete trenchfill foundation taken down min 1.0m onto suitable load bearing strata to L.A. approval.

SECTION. A-A

Walls: Harling to match existing on 100mm block outer skin. 65mm cavity filled with Rockwool. 100mm load bearing (min 3.5 N/mm²) inner skin. cavity wall ties @ 900mm c/c horiz. & 450mm vert. and staggered. 300mm c/c vert. @ reveals of openings. 12mm plaster internally.
Floor: min 50mm s/c screed on Synthaprufe or similar applied d.p.m. on min 100mm concrete floor slab on 1000g polythene on 50mm Jablite SD grade underslab insulation on blinded well consolidated hardcore min. 150mm thick.



REAR ELEVATION.



SIDE ELEVATION.



FRONT ELEVATION.



SIDE ELEVATION.

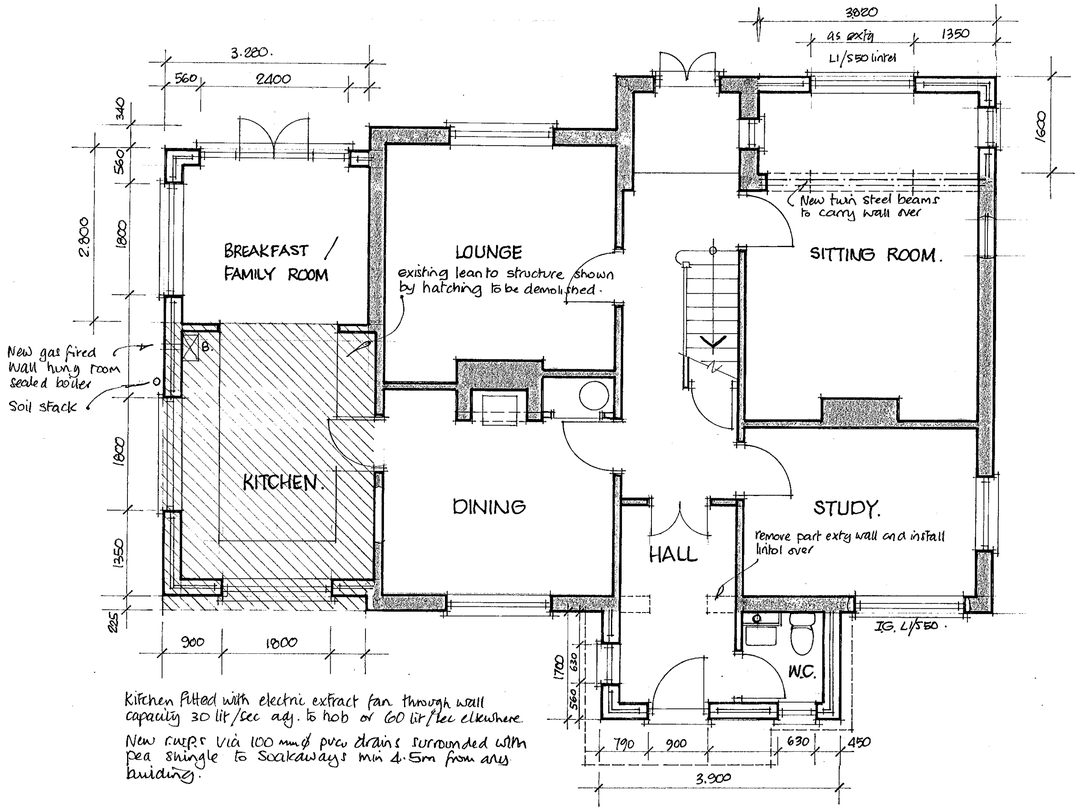

Kitchen fitted with electric extract fan through wall capacity 30 lit/sec adj. to hob or 60 lit/sec elsewhere.
New rwps via 100mm ø pvcu drains surrounded with pea shingle to soakaways min 4.5m from any building.

GROUND FLOOR.

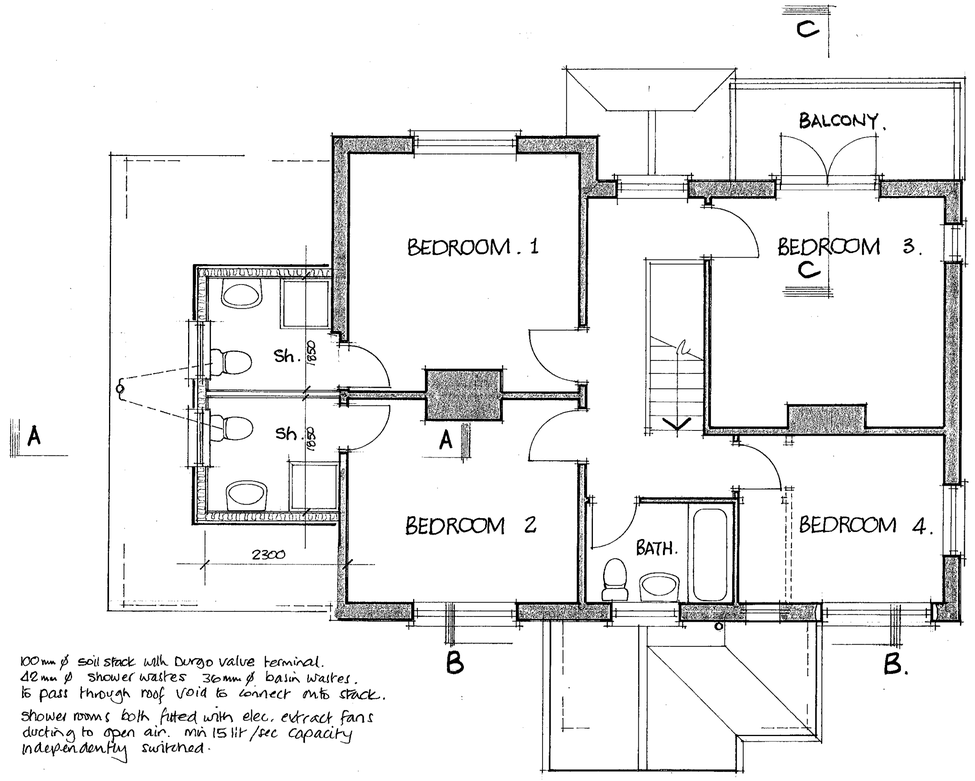

100mm ø soil stack with Durgo valve terminal.
42mm ø shower wastes 36mm ø basin wastes.
to pass through roof void to connect onto stack.
shower rooms both fitted with elec. extract fans ducting to open air. min 15 lit/sec capacity independently switched.

FIRST FLOOR.

26.JUN.2000* 1841

Rev A. 7.6.00. General amendments to scheme.

R. G. BUTLER & ASSOCIATES
11 STRATHMORE DRIVE. CHARVIL. READING.
RG10 9QT. Tel/Fax 0118 934 3040.

PROPOSED EXTENSION / ALTERATIONS AT FLEET HOUSE. FLEET LANE. FINCHAMPSTEAD.

scale. 1:50 1:100	dwg no. 459 / 1 A
date. May 00.	SDK/8/00.

26 JUN 2000* 1841

Fleethill Farm

FLEET LANE

Fleet House

Nc

Sc

Nc

Sc

1:500

26 JUN 2000* 1841

code 5 lead capping to top of entrance lobby roof, on 18mm WBP. ply. complete roof framing to be 100x50 SC3 SW. rafters, joists and ceiling joists all at 400 c/c

200 mm Rockwool insulation in roof.

Glidevale continuous vent strip in eaves soffitte for roof void ventilation.

L1/5 16 lintel over windows and L1/S50 over door.

block central partition off slab thickening.

50 mm s/c screed on synthaprufe or similar applied dpm on min 100 mm concrete floor slab on 1000g polythene on 50 mm Jablite SD grade on blinded well consolidated hardcore min 150 mm thick.

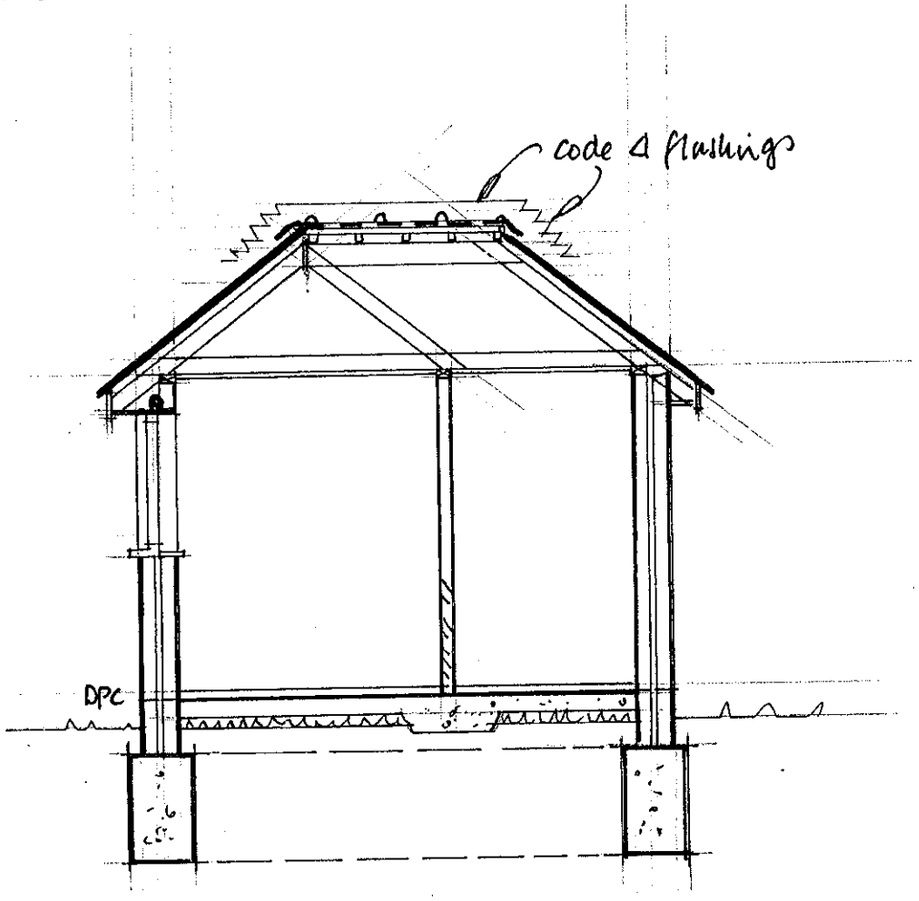

SECTION B B.

Metal balustrade made up as one peice and securely built into external wall at both ends

GRP. tiles bonded to 3 layer high performance felt on 18 mm WBP ply bonded to celotex Tempchek TD 2075 insulated decking on S.W. firrings on 150x50 SC3 SW. joists @ 400 c/c 12.5 mm plasterboard ceiling.

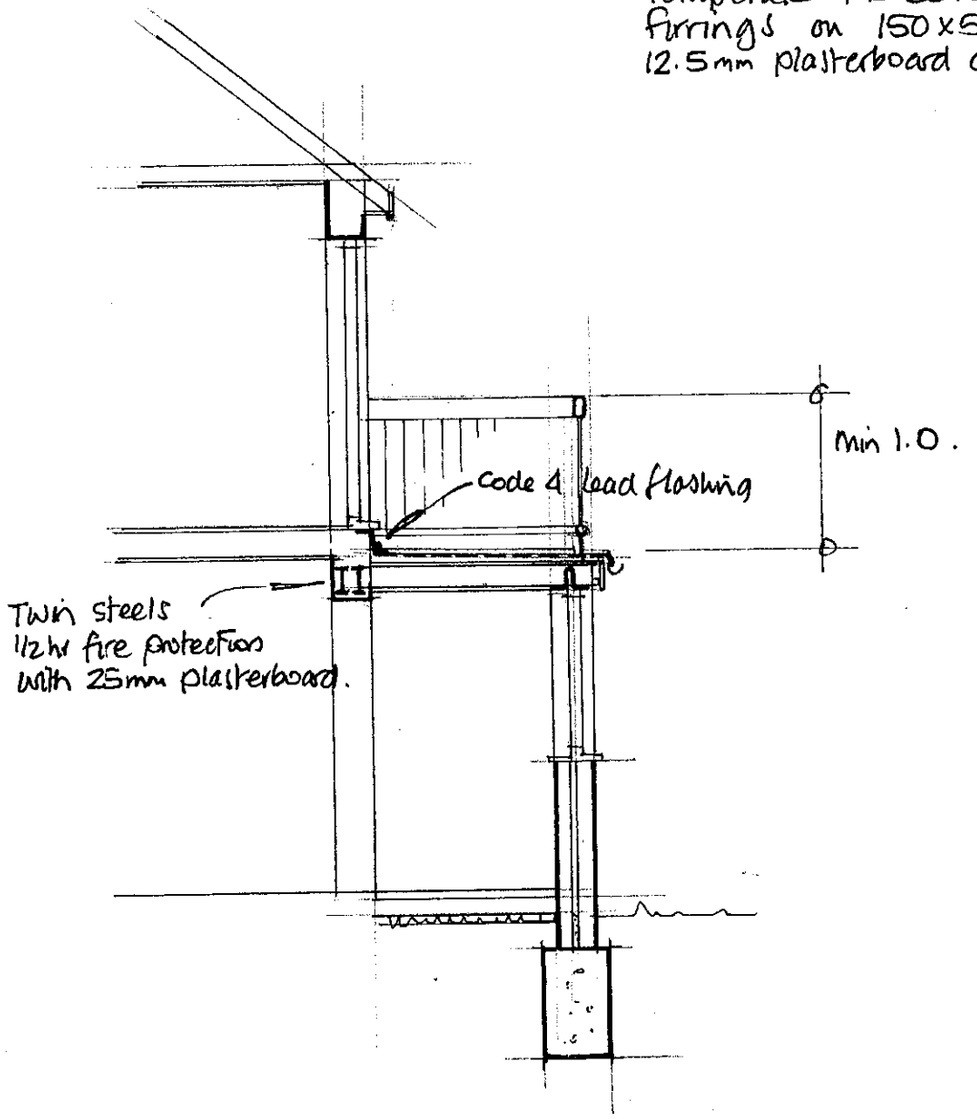

SECTION C-C

FLEET HOUSE FLEET LANE
FINCHAMPSTEAD.



R.G. BUTLER & ASSOCIATES
11 STRATHMORE DRIVE CHARVIL
READING RG10 9QT.
Tel/fax 0118 934 3040.
scale 1:50. date June 00.
drg no 459/2.