

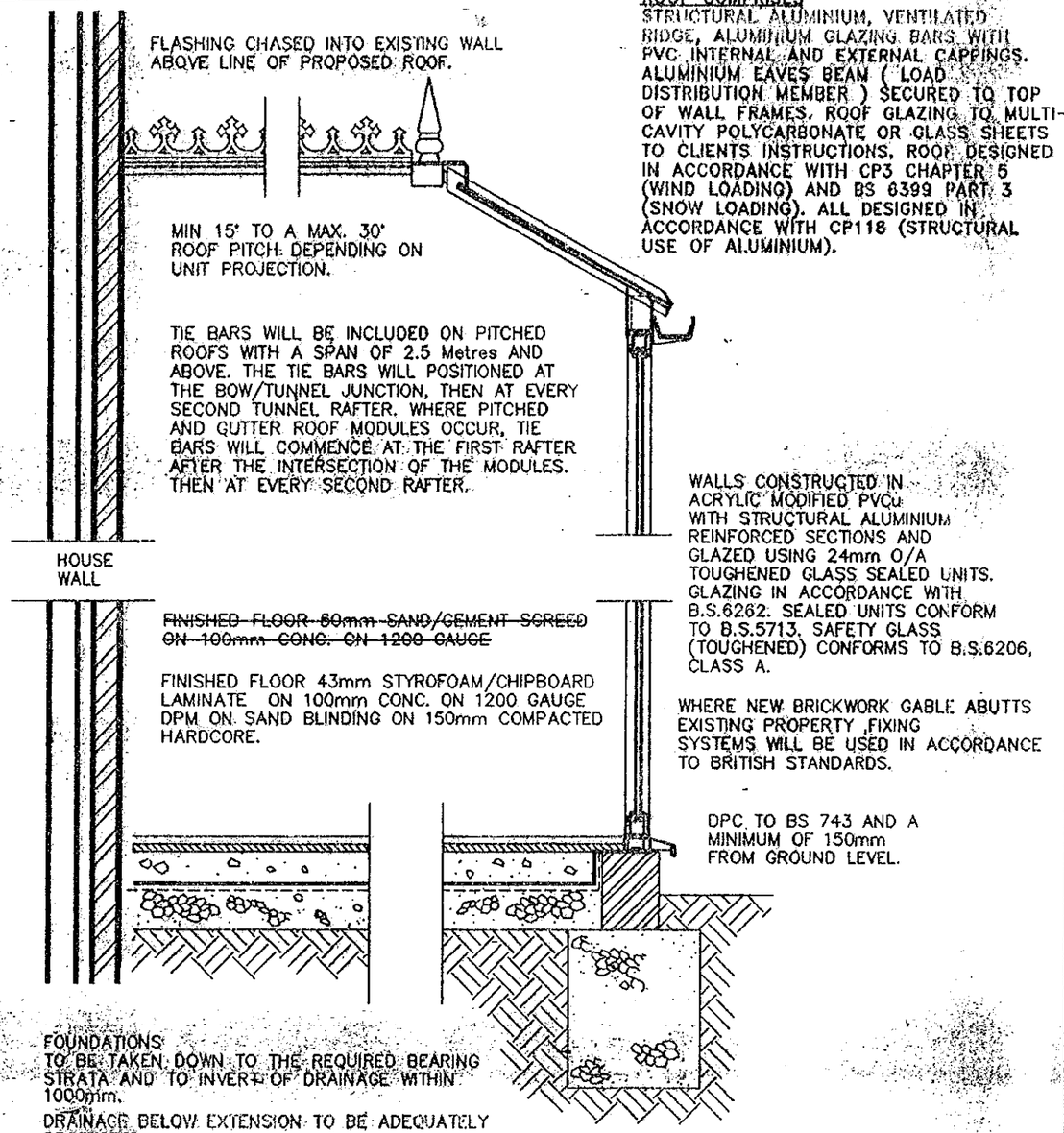

ROOF COMPRISES STRUCTURAL ALUMINIUM, VENTILATED RIDGE, ALUMINIUM GLAZING BARS WITH PVC INTERNAL AND EXTERNAL CAPPINGS. ALUMINIUM EAVES BEAM (LOAD DISTRIBUTION MEMBER) SECURED TO TOP OF WALL FRAMES. ROOF GLAZING TO MULTI-CAVITY POLYCARBONATE OR GLASS SHEETS TO CLIENTS INSTRUCTIONS. ROOF DESIGNED IN ACCORDANCE WITH CP3 CHAPTER 5 (WIND LOADING) AND BS 6399 PART 3 (SNOW LOADING). ALL DESIGNED IN ACCORDANCE WITH CP118 (STRUCTURAL USE OF ALUMINIUM).

WALLS CONSTRUCTED IN ACRYLIC MODIFIED PVCu WITH STRUCTURAL ALUMINIUM REINFORCED SECTIONS AND GLAZED USING 24mm O/A TOUGHENED GLASS SEALED UNITS. GLAZING IN ACCORDANCE WITH B.S.6262. SEALED UNITS CONFORM TO B.S.5713. SAFETY GLASS (TOUGHENED) CONFORMS TO B.S.6206, CLASS A.

WHERE NEW BRICKWORK GABLE ABUTTS EXISTING PROPERTY ,FIXING SYSTEMS WILL BE USED IN ACCORDANCE TO BRITISH STANDARDS.

DPC TO BS 743 AND A MINIMUM OF 150mm FROM GROUND LEVEL.

NOTE:- CONSERVATORIES WITH A PITCHED TRANSLUCENT ROOF, UNDER 30m² AREA, ARE NOT SUBJECT TO BUILDING REGULATIONS, PROVIDED IT IS BUILT AT GROUND LEVEL.

TYPICAL SECTION

NOTE:
This cross sectional drawing is shown as a "Typical Example" And is intended for information purposes only. Site Conditions and sub-soil bearing strata will dictate final Design.

DWG: SHT2NV REV: E

23.NOV.2000* 2888

Anglian Home Improvements

PROPOSED . PVCu CONSERVATORY.
AT . . . . . 15 Beaconsfield Way,
Earley,
Reading, Berkshire.
RG6 5UX.
FOR . . . . Mr & Mrs Amos.

CUSTOMER CONTRACT COPY CHECK. YES ☐

SURVEYOR: PLEASE CONFIRM THAT ALL THE ABOVE DETAILS ARE CORRECT.. YES ☐

DATE.	REVISIONS.	BY.
9/11/00	FANLIGHT POSITIONS CHANGED	P.S.

DRAWING No. 099/03930	DRAWN BY.. Oliver Raven	DATE 06-11-00
BRANCH NAME	SURVEYOR.. PETER SMITH	DATE 9/11/00.

The Company Surveyor has discussed the above survey with me and I agree to the designs and other details finalised during the Surveyor's visit and I understand that I must settle the account with the Installers upon completion.

Customers Signature ..... Date 9/11/00

Expected Installation Date	Comments on deferred installation
SUBJECT TO PLANNING.	.....
(Subject to third party approval being obtained)	.....

Method of payment (Confirmed with Customer)	Code
CASH.	.....
(Anglian does not accept final balance payment by credit card.)	

APPROVAL REQUIRED ☑ Where applicable

PLANNING PERMISSION (WITHIN 2m OF FOOTPATH.)	YES ☑	NO ☐	RESTRICTIVE COVENANTS	YES ☐	NO ☑
BUILDING REGULATION	YES ☐	NO ☑	HOUSING ASSOC. CONSENT	YES ☐	NO ☑
LISTED BUILDING CONSENT	YES ☐	NO ☑	BUILDERS CONSENT	YES ☐	NO ☑
CONSERVATION AREA	YES ☐	NO ☑	LANDLORDS CONSENT	YES ☐	NO ☑
NEIGHBOURS CONSENT	YES ☐	NO ☑	PARTY WALL ACT	YES ☐	NO ☑

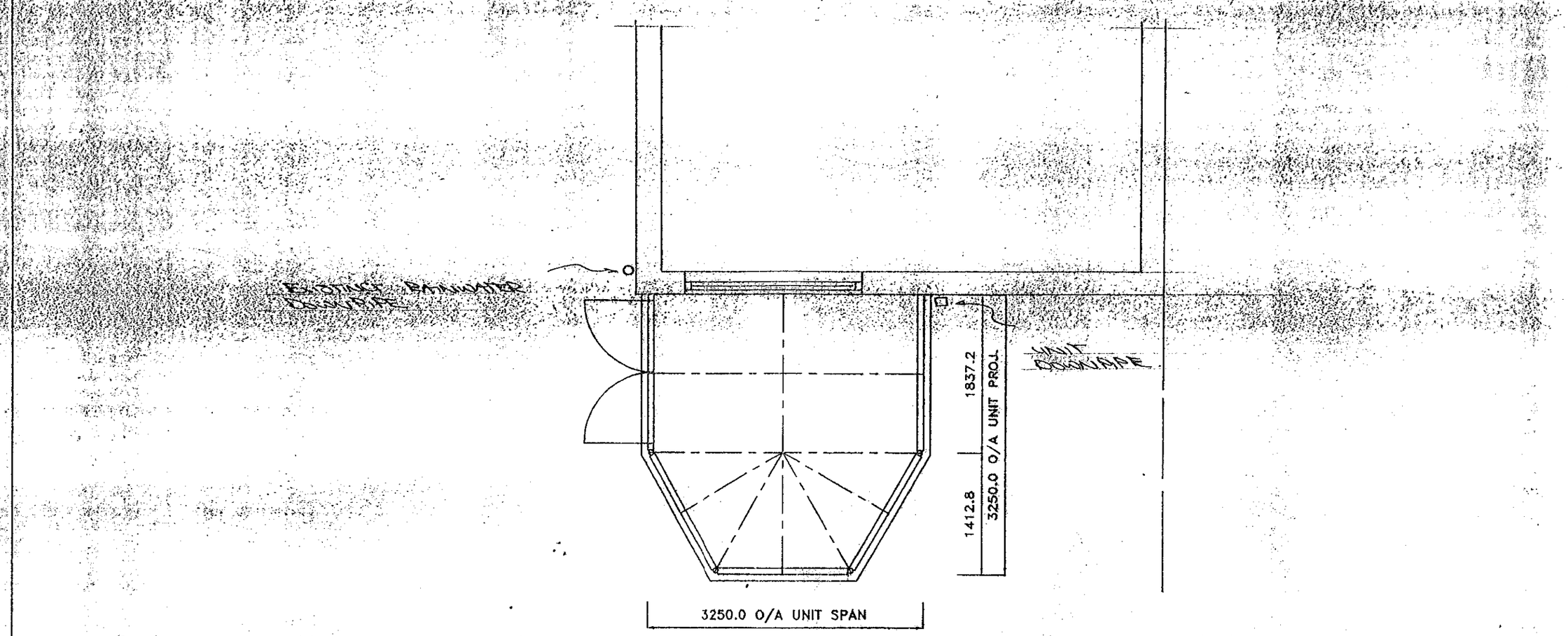

Customers Signature:	Date: 9/11/00	Drawing No.: 099/03930	Unit Elevation.: PLAN LAYOUT / ROOF DETAILS.	Scale: 1:50	Drawn: OER
				Date: 06-11-00	Surveyor: D.SMITH



SPECIFICATION:

1 No. DOUBLE DOOR WHERE SHOWN (OPEN OUT)
4 No. TOP HUNG FANLIGHT VENTS WHERE SHOWN
ROOF PITCH 25°

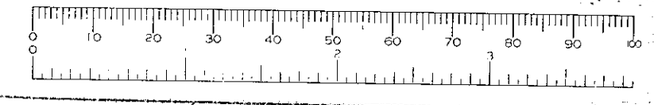

APPROVED

Signature	Date	Drawing No.	Property Elevation:	Unit Elevation:	Scale.	Drawn.
[signature]	9/11/00	099/03930	SIDE ELEVATION	FRONT ELEVATION.	1:50	OER
					Date. 06-11-00	Surveyor. P. Smith.

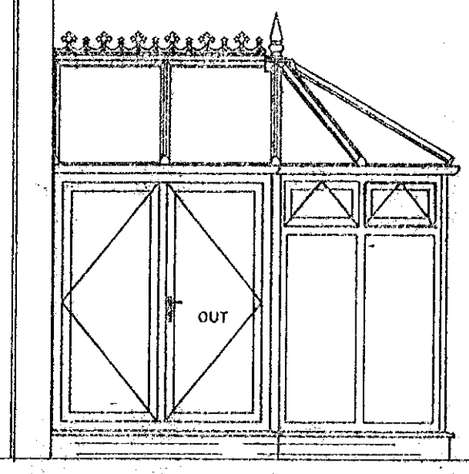

CABIN HOOK & EYES TO DOORS.

REAR ELEVATION

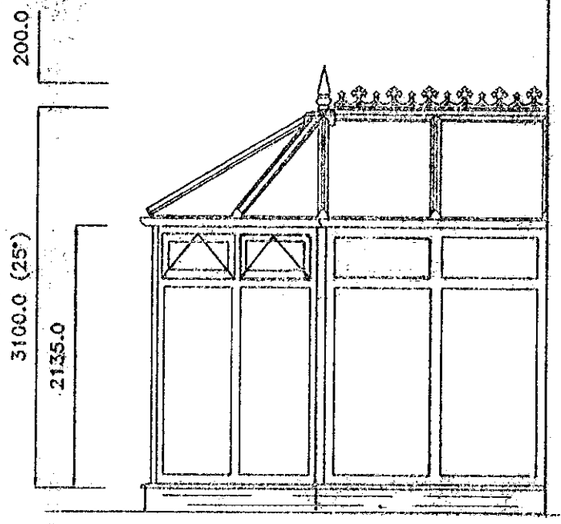

FRONT ELEVATION

APPROVED

Customers Signature:	Date: 9/11/00	Drawing No.: 099/03930	Property Elevation: SIDE ELEVATIONS	Unit Elevation: SIDE ELEVATIONS.	Scale: 1:50	Drawn: OER
					Date: 06-11-00	Surveyor: D. SMITH.

DWG: ENGNT REV: C

SURVEYORS BASE PLAN

(TO ACCOMPANY ACTUAL BASE PLAN PROVIDED BY CONSERVATORY ADMIN.)

NOTES

1. ALL DIMENSIONS IN MILLIMETRES AND TO BE CHECKED ON SITE PRIOR TO COMMENCEMENT OF WORK.
2. ONLY FIGURED DIMENSIONS TO BE TAKEN FROM THIS DRAWING.
3. DO NOT SCALE OFF DRAWING.
4. ANY EXISTING BRICK VENTS TO BE DUCTED THROUGH PROPOSED BASE.
5. GROUND LEVEL TO BE LOWERED LOCALLY TO GIVE REQUIRED CLEARANCE FOR D.P.C.
6. SURFACE WATER TO BE DISCHARGED VIA NEW 68 DIA. RAINWATER DOWN PIPE AND SHOED INTO GRATING OVER GULLEY AND INTO 100 DIA. UPVC DRAIN BEDDING ON PEA-SHINGLE TO FALL 1:40 min INTO NEW SOAKAWAY 5.0 m. MIN. AWAY FROM BUILDINGS, TO BE FILLED WITH HARDCORE, AGGREGATE AND PEA-GRAVEL.

D.P.C. LEVEL TO UNIT NOT TO BE NO HIGHER THAN OVERSITE AT SAME AS OR CONSERVATORY FLOOR - FFL 42mm ABOVE.

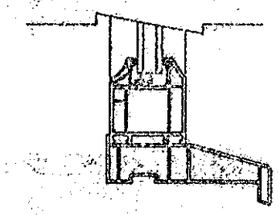

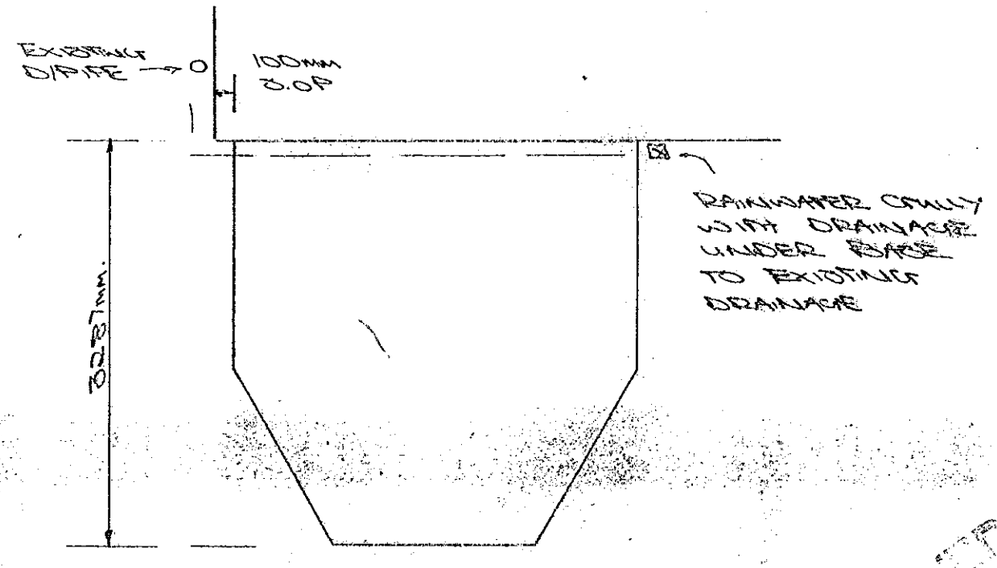

APPROVED

NOTE- BUILDER ENSURE EXISTING WALLS ARE PLUMB PRIOR TO COMMENCEMENT OF BASEWORKS.

Customers Signature	Date	
	9/11/00	

Drawing No.	Unit Elevation.	Scale.	Drawn.
099/03930	BASE LAYOUT.	1:50	OER
		Date. 06-11-00	Surveyor. P.SMITH.