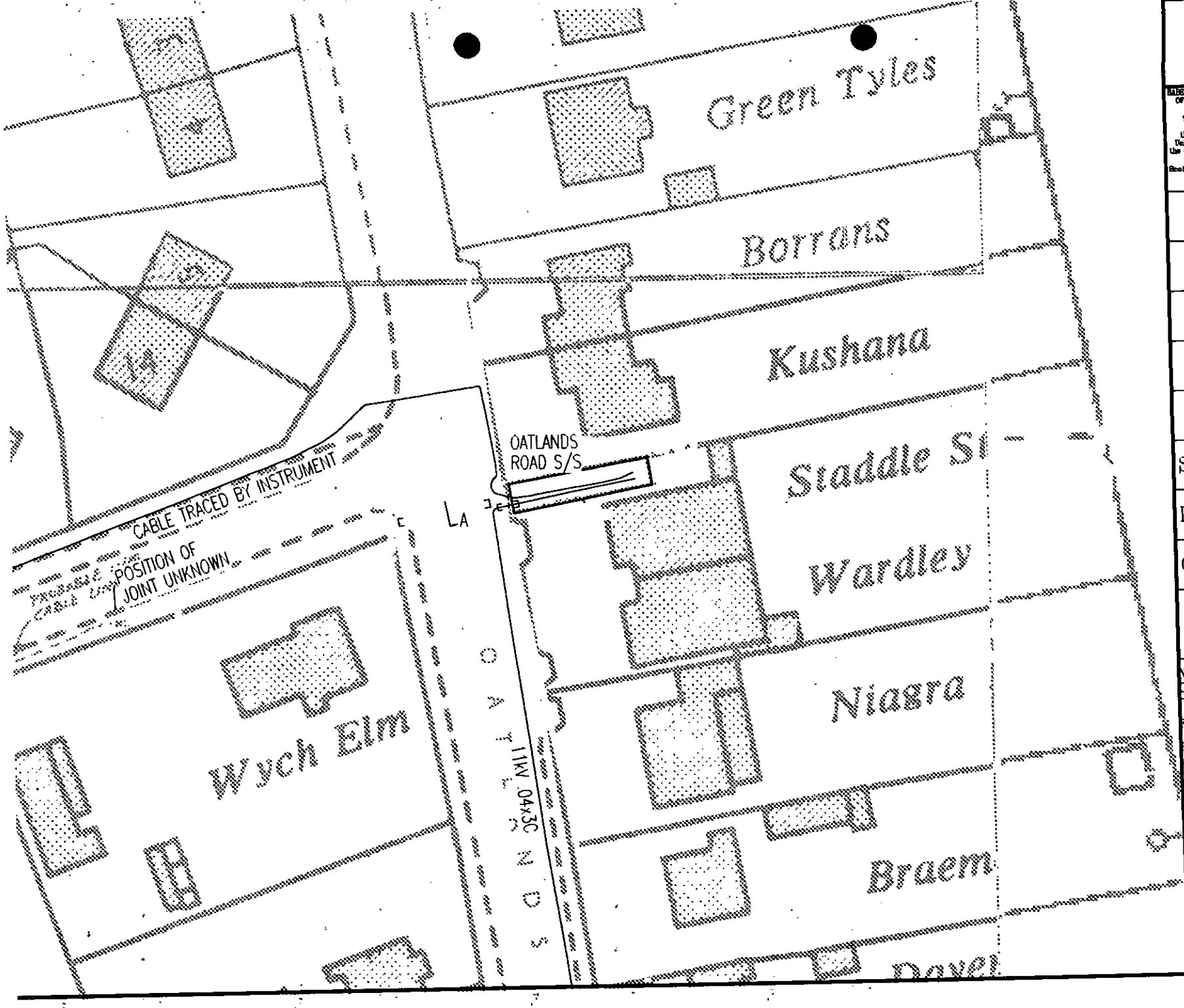

N

BASED UPON THE ORDNANCE SURVEY MAP WITH THE SANCTION OF THE CONTROLLER OF H.M. STATIONERY OFFICE CROWN COPYRIGHT RESERVED.

This copy has been made by or with the authority of SOUTHERN ELECTRIC p.l.c. pursuant to section 47 of the Copyright Designs and Patents Act 1988 ('the Act'). Unless the Act provides a relevant exception to copyright, the copy must not be copied without prior permission of the copyright owner.

Scottish and Southern Energy plc. Registered in Scotland No. 117119. Registered Office: Inversimond House 200 Dunkeld Road Perth PH1 3AQ

READING Depot

01189-465500

H.V. MAINS RECORD

Scale 1:500

Date: 09/12/2002

Grid Ref: SU73556817

UNCONTROLLED COPY

Subject to Revision without Notice.

NORMAL DEPTH TO THE TOP OF THE CABLE WHEN LAID.

	services	lv	hv	ehv
FOOTPATH	0.40m	0.45m	0.60m	0.75m
ROAD CROSSING	0.65m	0.60m	0.75m	0.90m

l.v./services – up to 1000V
h.v. – over 1000V to 11,000V
e.h.v – 22,000V and 132,000V

WARNING

There may have been subsequent alterations to the surface levels. Trial holes must be taken to determine positions and depths of cables. HS (G) 47 Booklet from the Health and Safety Executive – Avoiding Danger from Buried Cables – should be consulted before commencing excavation work. (available from HMSO)

WHEN WORKING IN THE VICINITY OF OVERHEAD LINES THE HEALTH AND SAFETY GUIDANCE NOTE GS6 SHOULD BE CONSULTED. (AVAILABLE FROM HMSO)

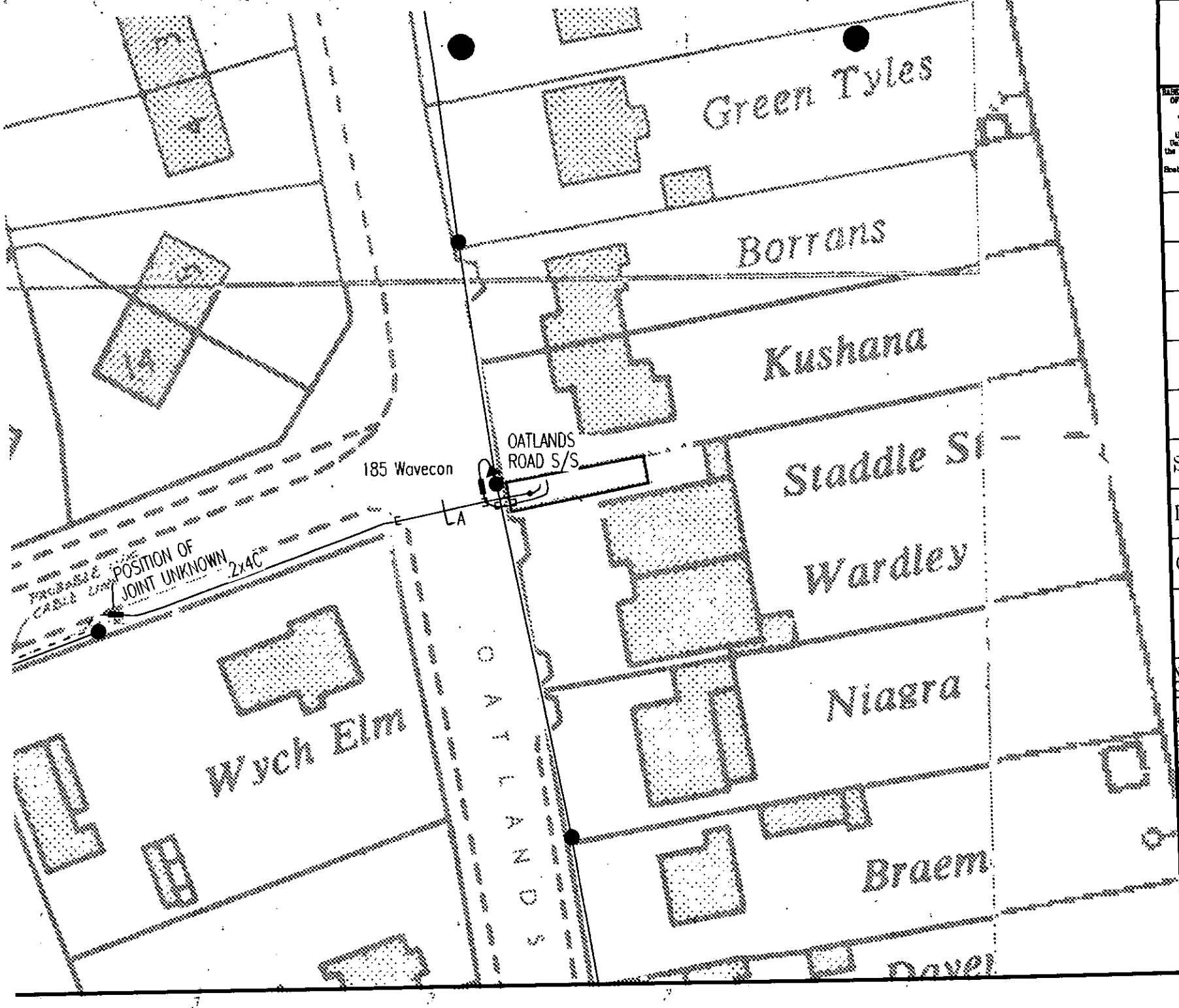

N

BASED UPON THE ORDNANCE SURVEY MAP WITH THE SANCTION OF THE CONTROLLER OF H.M. STATIONERY OFFICE CROWN COPYRIGHT RESERVED.

This copy has been made by or with the authority of SOUTHERN ELECTRIC p.l.c. pursuant to section 47 of the Copyright Designs and Patents Act 1988 ('the Act'). Unless the Act provides a relevant exception to copyright, the copy must not be copied without prior permission of the copyright owner.

Scottish and Southern Energy plc. Registered in Scotland No. 117119. Registered Office: Inverarmond House 200 Dunkeld Road Perth PH1 3AQ

READING Depot

01189-465500

L.V. MAINS RECORD

Scale 1:500

Date: 09/12/2002

Grid Ref: SU73556817

UNCONTROLLED COPY

Subject to Revision without Notice.

NORMAL DEPTH TO THE TOP OF THE CABLE WHEN LAID.

	services	lv	hv	ehv
FOOTPATH	0.40m	0.45m	0.60m	0.75m
ROAD CROSSING	0.65m	0.60m	0.75m	0.90m

l.v./services –up to 1000V
h.v. –over 1000V to 11,000V
e.h.v –22,000V and 132,000V

WARNING

There may have been subsequent alterations to the surface levels. Trial holes must be taken to determine positions and depths of cables. HS (G) 47 Booklet from the Health and Safety Executive – Avoiding Danger from Buried Cables – should be consulted before commencing excavation work. (available from HMSO)

WHEN WORKING IN THE VICINITY OF OVERHEAD LINES THE HEALTH AND SAFETY GUIDANCE NOTE GS6 SHOULD BE CONSULTED. (AVAILABLE FROM HMSO)

29 NOV 2002 8104



This map is based upon Ordnance Survey material with the permission of Ordnance Survey on behalf of the Controller of HMSO. © Crown Copyright. Unauthorised reproduction infringes Crown Copyright and may lead to prosecution or civil proceedings.Wokingham District Council Licence LA086134

Development Control,Wokingham District Council.

4 December 2002

Scale: 1 : 1250

N W E S

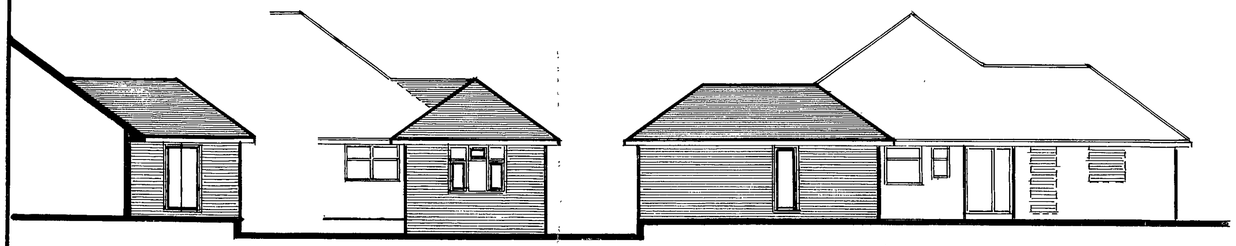

south elevation

east elevation

north elevation

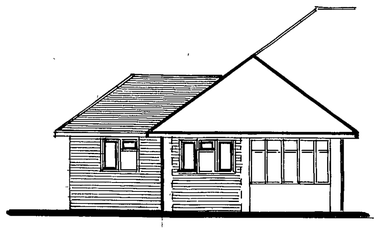

west elevation

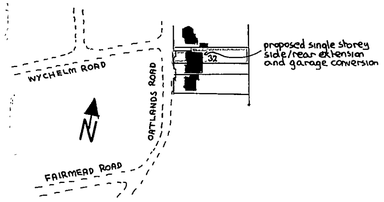

location plan 1:2500

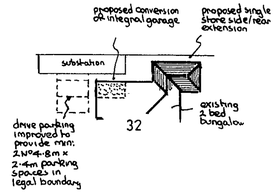

block plan 1:500

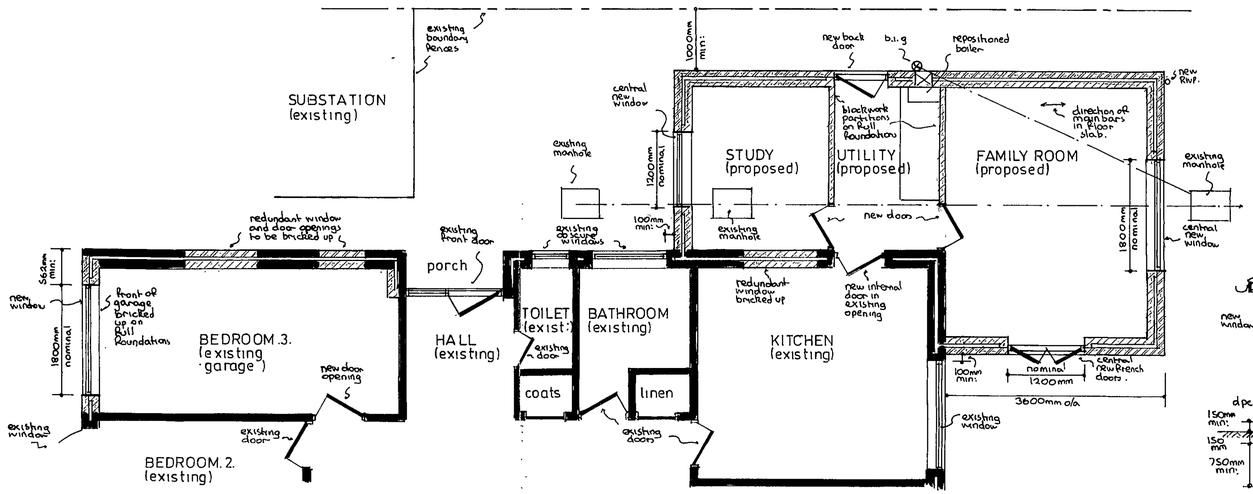

part floor plan

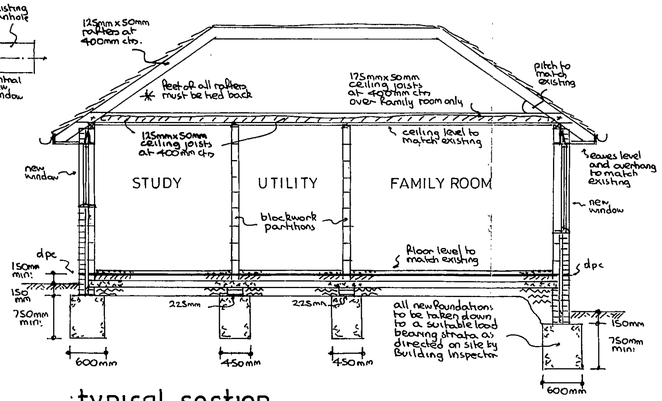

typical section

notes:-

EXTENSION

Roof:- Tiling to match existing on felt and battens on 125mm x 50mm rafters pitched to match existing and set at 400mm centres with 125mm x 50mm ceiling joists over study/utility and 175mm x 50mm over family room and set at 400mm centres with 100mm fibreglass insulation between joists and 150mm fibreglass insulation over joists in opposite direction with 9mm foil backed plasterboard and skimcoat plaster to receive selected decorations. Roof space to have permanent cross ventilation and this is to be achieved by proprietary eaves vents equivalent to 10mm continuous gap. Feet of all rafters to be tied back.

Lateral restraint:- Where ceiling joists run parallel to an external wall, lateral restraint must be achieved by metal straps at 1200mm centres spanning three joists. In addition mild steel anchors min: 30mm x 5mm cross sectional area are to be provided at 2000mm centres to anchor down all wall plates.

Floor:- Selected floor finish on 65mm reinforced screed on building paper on 100mm Rockwool rigid slab insulation on Ventrot or similar d.p.m on 150mm suspended concrete floor slabs supported on all edges and reinforced with B785 Fabric reinforcement with 10mm main bars at 100mm centres and 8mm distribution bars at 200mm centres with 40mm bottom cover set on blinded layer of 150mm selected hardcore. Ventilation to be maintained to any existing hollow floors by using second quality drainpipes to link existing air bricks to new air bricks in external wall.

Walls:- 103mm external skin of Facing brick to match existing with 75mm cavity containing 75mm Rockwool insulation batts and 100mm internal skin of Celcon blockwork and 16mm plaster finish to receive selected decorations. To avoid risk of cold bridging reveals around new external door and window openings to be insulated.

Partitions:- 100mm Celcon blockwork on Roll foundations.

Lintels:- I.G. lintels Ltd type H/S galvanised steel insulated lintels.

D.p.c & Flashings:- D.p.c to be leadcored felt and flashings in code 4 lead.

Windows/doors:- All new windows/external doors to be fitted with trickle vents in head equivalent to 8000mm² opening to family room and study with 4000mm² to utility. and all double glazed to provide min: 'U' value of 2.0 w/m²K. Any glass in windows below 800mm and doors below 1500mm measured from floor level to be in laminated safety glass. (see Fire escape)

Electrics:- To clients individual requirements but must be installed in strict accordance with current I.E.E regulations.

Ventilation:- Utility to be fitted with extract fan discharging to open air at rate of 30 litres per second.

Boiler:- Allowance to be made for relocation of existing balanced flue boiler, Flue to discharge min: 300mm clear of door opening and fitted with guard.

Fire escape:- As study is considered as inner room it must have min: clear window opening 850mm high x 500mm wide as alternative fire escape.

Rainwater:- 112mm gutters and 62mm downpipes discharging via back inlet gullies and 100mm upvc underground drainpipe to new soakaway 1000mm diameter x 2000mm deep and situated min: 4500mm from any building.

Foul drainage:- Existing manhole in study to be fitted with double sealed screw down cover and frame. Any new foul drainage to be carried out in 100mm upvc underground drainpipe, bedded on pea shingle and set at min: 1in 40 min: fall and provided with concrete lintels where pipes pass under walls.

Existing structure:- Any parts of existing structure which are to be subjected to additional loading are to be exposed by trial holes for inspection and strengthened as necessary before work continues.

CONVERSION

Ceiling:- Existing ceiling to be removed, insulation inserted as described for extension roof above and ceiling replaced with 9mm foil backed plasterboard to receive selected decorations

Floor:- Existing floor to be raised to match hall floor level by screed, insulation and d.p.m as described for extension on existing prepared slab.

Walls:- New front wall as described for extension and allowance made for plaster finish throughout to receive selected decorations

Window:- Double glazed and trickle vent equivalent to 8000mm² opening to achieve min: 'U' value of 2.0 w/m²K.

Electrics:- As described for extension.

gross internal area of extension = 24.58 m²
gross internal area of conversion = 11.52 m²

APPROVED

29.NOV.2002 8104

PROPOSED EXTENSION and GARAGE CONVERSION at 32 OATLANDS.ROAD, SHINFIELD, BERKSHIRE for MR & MRS.G.R.GIBSON.

Revisions:-

Drawing Nº	AH/E/3448
Scales	1:50 & 100
Date	NOV 2002

NDESIGN BUILDING PLANS

AH 30/11/03