

north elevation

west elevation

south

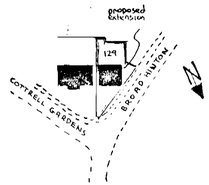

location plan 1:1250

notes:-

16 MAY 2002 6557

Roof:- Tiling to match existing on felt and battens on 100mm x 50mm rafters pitched at 30° and set at 400 mm centres with 150mm x 50 mm ceiling joists at 400mm centres with 150mm fibreglass insulation between joists and 100mm fibreglass insulation over joists in opposite direction and 9 mm Parl backed plasterboard and skimcoat plaster to receive selected decorations. Roof space to have permanent cross ventilation and this is to be achieved by proprietary eaves vents equivalent to 10 mm continuous gap.

Lateral restraint:- Where ceiling joists run parallel to an external wall, lateral restraint must be achieved by metal straps at 1200mm centres spanning three joists. In addition mild steel anchors min: 30mm x 5mm cross sectional area are to be provided at 2000mm centres to anchor down all wall plates.

Floor:- Selected floor finish on 65mm reinforced screed on building paper on 100mm rigid slab insulation on 2000gauge polythene dpm on 150mm suspended concrete floor slab, supported on all edges and reinforced with B503 Fabric reinforcement with 8 mm main bars at 100mm centres with 8mm distribution bars at 300mm centres with 40mm bell on cover set on blinded layer of 150mm selected hardcore

Walls:- 103 mm external skin of facing brick to match existing with 75mm cavity containing 75mm Rockwool insulation batts and 100mm internal skin of celcon blockwork and 16mm plaster finish to receive selected decorations. Lower section to have outer skin of 225mm facing brick to match existing as retaining wall with 2000gauge polythene vertical dpm and 100mm internal skin of celcon blockwork and 16 mm plaster finish to receive selected decorations. To avoid risk of cold bridging reveals around new window opening to be insulated.

Lintels:- I G Lintels Ltd type L1/S galvanised steel insulated lintels.

D.p.c & Flashings:- D.p.c to be leadcored felt and flashings in code 4 lead.

Electrics:- To clients individual requirements but must be installed in strict accordance with current I.E.E regulations.

Rainwater:- 112mm gutter to discharge via existing RWP.

Windows/doors:- New window to be double glazed and fitted with trickle vent in head equivalent to 8000 mm² opening. Any glass in windows below 800 mm on doors below 1500 mm measured from floor level to be in laminated safety glass. Study window is to provide clear opening min: 500mm wide x 850 mm high as alternative fire escape. U value 2.0 w/m²k

gross internal area of extension = 5.91 m²

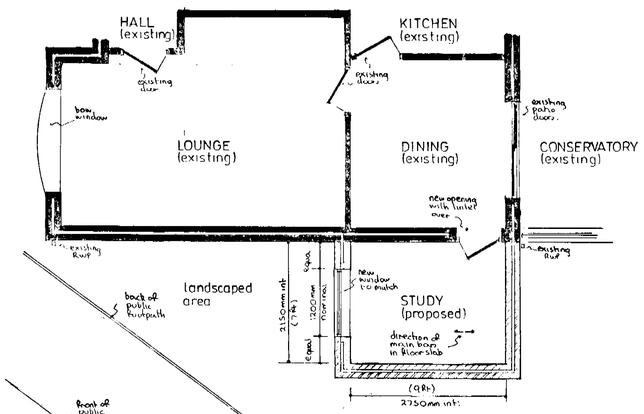

part ground floor plan

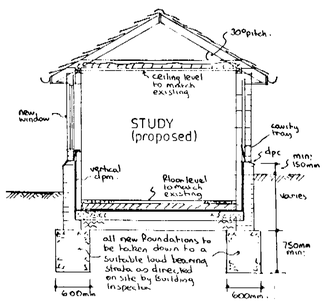

typical section

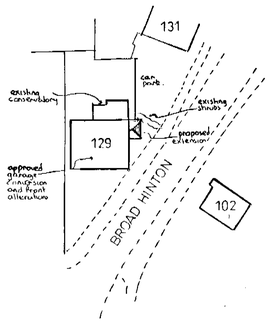

block plan 1:500

APPROVED

PROPOSED EXTENSION at 129 BROAD HINTON, TWYFORD, BERKSHIRE for MR.S.WEBSTER.

Revisions:-

Drawing No AH/E/3358
Scales 1:50 & 100
Date MAY 2002

NDESIGN BUILDING PLANS