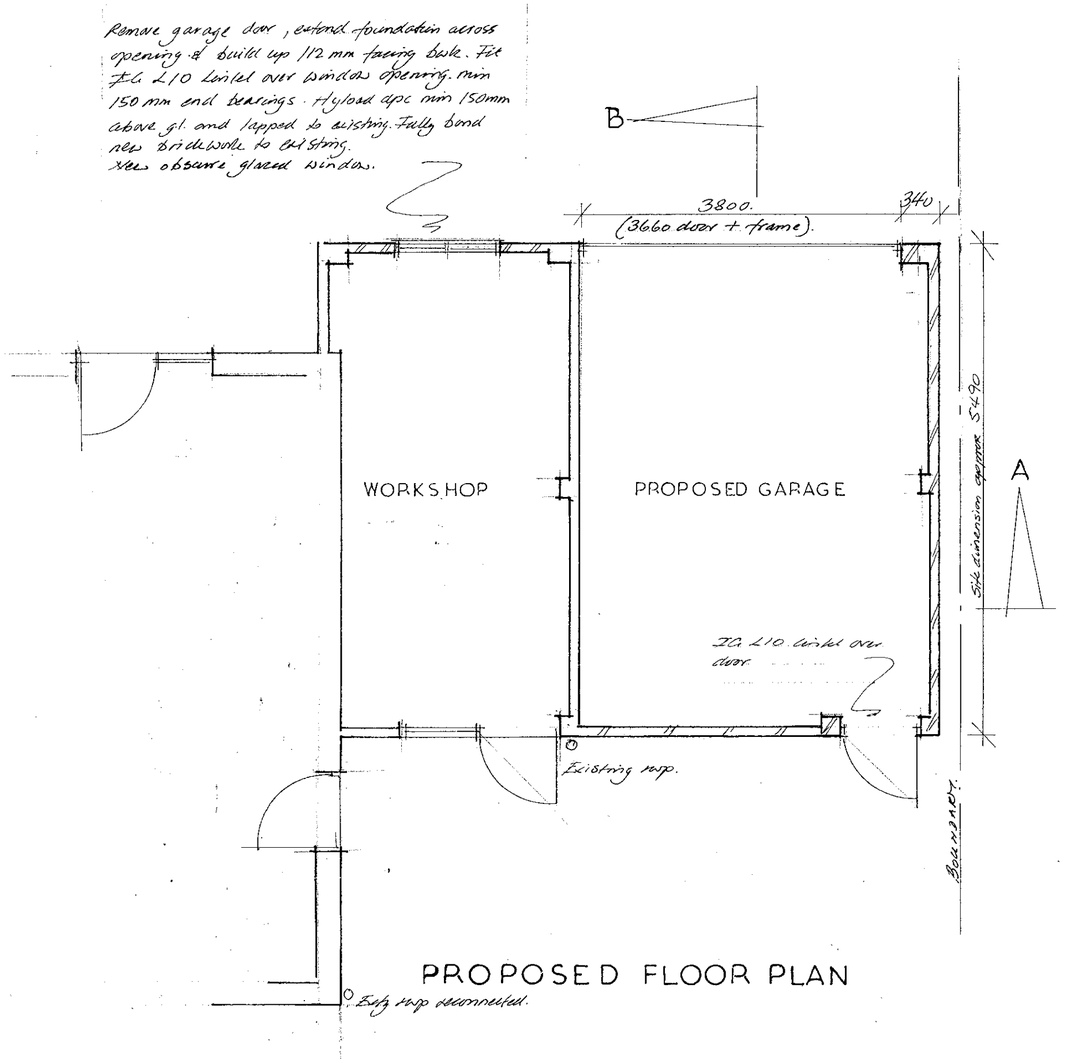

PROPOSED FLOOR PLAN

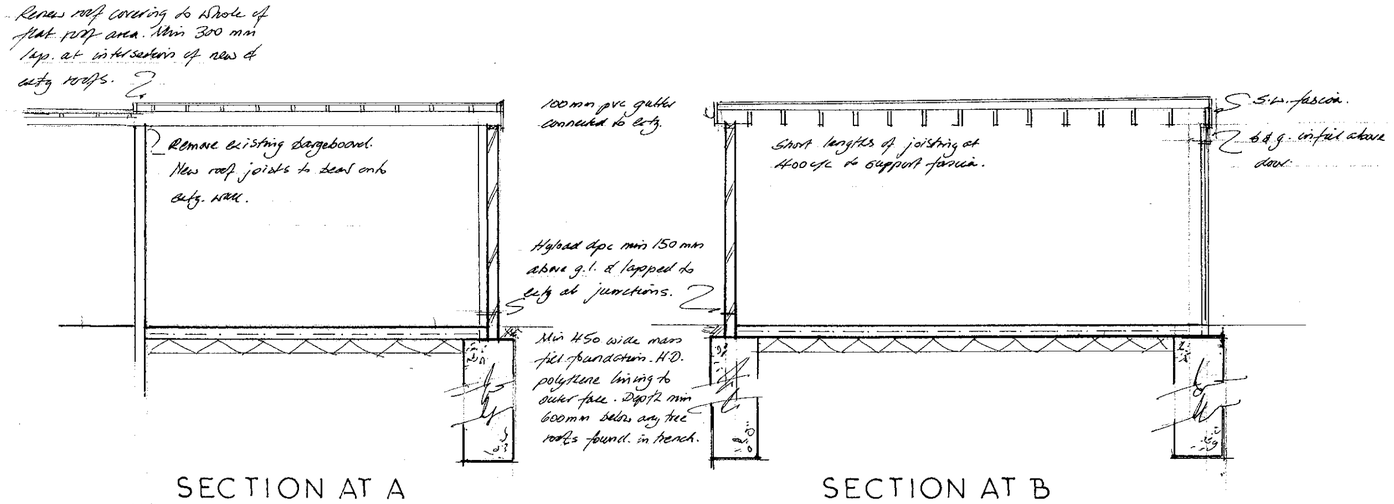

SECTION AT A

SECTION AT B

Flat Roof - 3 layer built up felt top layer mineral surfaced all bonded with hot bitumen on 18 mm marine ply decking. S.W. firrings at max 400 c/c min. thickness 33 mm to fall to rear gutter. 195x47 joists @ max 400 c/c. 100x47 wall plates strapped to inner face of walls at max 1800 c/c using 32x6 mm galv. straps.

Floor - 150 mm concrete with A142 anti-crack mesh on ll.d. polythene vapour check and sand blinding. Min 150mm selected fill. Remove all vegetable soil from oversite.

Walls - 110 mm facing bwk with 220mm piers where indicated. Junction at rear wall made with Catnic stronghold wall starters or similar.

NOTE - ALL DIMENSIONS AND SETTING OUT TO BE CHECKED ON SITE PRIOR TO COMMENCEMENT PARTICULARLY WITH REGARDS CONFORMITY TO EXISTING STRUCTURE.

REGARDLESS OF THE REPRESENTATIONS ON THIS DRAWING FOUNDATIONS SHALL SUIT SUBSOIL AND SITE CONDITIONS AND SHALL MEET ALL REQUIREMENTS OF THE BUILDING REGULATIONS TO THE SATISFACTION OF THE L/A. INSPECTOR.

ANY ELECTRICAL REQUIREMENTS TO BE AGREED WITH CLIENT.

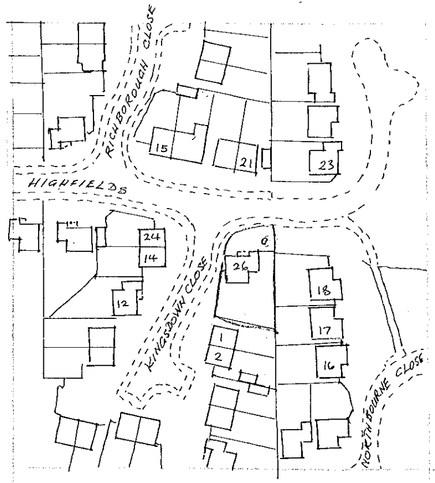

LOCATION 1/1250



SOUTHWEST

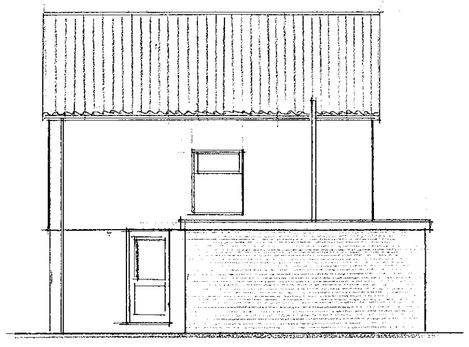

SOUTHEAST



NORTHEAST

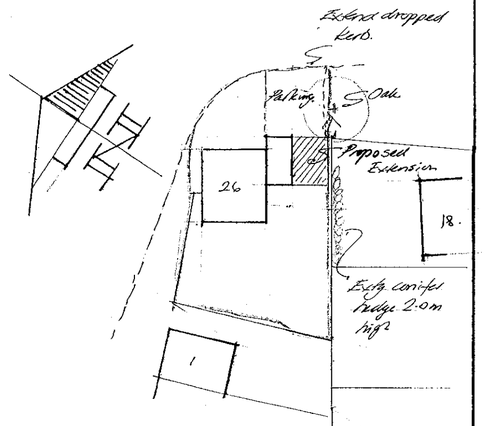

BLOCK PLAN 1/500

01.NOV.2000 * 2959

26, HIGHFIELDS, EARLEY, READING

PROPOSE GARAGE EXTENSION

SCALES - 1/50 & 1/100

JOHN R HALL
CHARTERED SURVEYOR
Tel. 0118 9882883

client Mr E.J.Cookson

REFUSED

November 2000

PBC/1652

20/2/01