SCHEDULE OF WORKS

[X] WHERE APPLICABLE

PRODUCT POSITION: REAR [✓] SIDE [ ] FRONT [ ]

FINISHED FLOOR LEVEL: SAME [✓] BELOW [ ]

SITE ACCESS (SPECIFY): REAR GATE
MARTIN JACKSON

EXISTING PROPERTY FOUNDATION TYPE: CLAY WITH BALLAST

COUNCIL TEL. NO. & POINT OF CONTACT : STRIP FOOTINGS SUITABLE

BRICK TYPE (IF KNOWN): RED ENGINEERING TO DPC HT. ONLY

	YES	NO	DETAILS
Skip Required	✓		ON ROAD / DRIVE ON GRASS VERGE TO REAR (ON MAIN RD)
Remove Site Obstruction		✓	TYPE : _____ VOLUME : ___
Trees		✓	TYPE : _____ DISTANCE FROM UNIT: : _____
Full Base	✓		
Extra Depth Foundations		✓	TOTAL DEPTH : _____
Break Up Hardstanding	✓		TYPE : SLABS AREA (m²): 9
Excessive Earth Removal	✓		QUANTITY : 1·6
Retaining Wall		✓	HEIGHT : ___ LENGTH : ___
Rainwater Drainage	✓		Soakaway [✓] Connect To Existing [ ] Other [ ] _____
Manhole, Plastic/Brick/Concrete		✓	RAISE & SEAL / MOVE | INVERT DEPTH : ___
Gully/Rodding Eye		✓	RAISE & SEAL / MOVE
Re-Route Rainwater Pipe		✓	PLASTIC / CAST | ROUND / SQUARE; COLOUR : ___ | DIAMETER : ___
Box In Pipes		✓	
Additional Height On Base At Front Of Unit		✓	Height Over 225mm : _____
Suspended Timber Floor		✓	
Cut Garden Room Ridge Around SVP		✓	

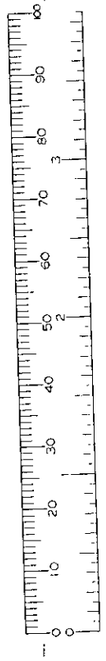

	YES	NO	DETAILS
Basewall External Finish		✓	BRICK / RENDER / OTHER
Basewall Internal Finish		✓	BRICK / PLASTER
Gable Wall External Finish		✓	BRICK / RENDER / OTHER
Gable Wall Internal Finish		✓	BRICK / PLASTER
Make Good To Site	✓		CUSTOMER'S EXPECTATIONS : RE-LAY OLD SLABS 1 DEEP AROUND FRONT AND SIDE OF BASE
Steps / Landing		✓	TOTAL RISE : ___ QUANTITY : ___
Ballustrades		✓	
Frame / Box Out Obstruction		✓	SIZE : ___ POSITION : ___
Modify Low Eaves		✓	FIT TO FASCIA / RAISE ROOF
Construct Victorian Dormer		✓	
Infill Under Eaves		✓	STUD / BRICKWORK / OTHER
Existing House Wall Cladding & Making Good Inside Unit	✓		(TIMBER) / PVCU / STEEL / TILE SPECIFY : PVCu CLAD INSIDE
Knockthrough		✓	FULL HEIGHT PICTURE WINDOW / WINDOW & BOLSTER WALL / NEW LINTOL + WIDTH : ___
Physical Barrier By Anglian / Customer		✓	TYPE : _____
Plaster House Wall		✓	QUANTITY : ___ m²
Screed Floor By Anglian		✓	QUANTITY : ___ m² SQUARED OFF OVERALL UNIT
Screed Floor By Customer		✓	DISTANCE OVERSITE SET BELOW EXISTING FINISHED FLOOR LEVEL : ___ QUANTITY : ___ m² SQUARED OFF OVERALL UNIT
Coseyfloor	✓		QUANTITY : 9 m²
Skirting Board		✓	SIZE : _____ PVCU / TIMBER
Existing Balanced Flue	✓		TYPE : Potterton Kingfisher fan assted. DIST. FROM UNIT : 638mm (25mm min as per manufacturer)
Electrics		✓	SPECIFY : _____
Plumbing		✓	SPECIFY : _____
Additional Work		✓	SPECIFY : _____

Customers Signature	Date		Drawing No.	Description	Scale..	Drawn..
.....	20/12/00		099/04363	CHECK SHEET.	N/A	OER
					Date.. 12-12-00	Surveyor. R Hill

12.JAN.2001* 3177

PRODUCT CHECK SHEET.

✓ Where Applicable

	PVCu WHITE KNIGHT	PVCu DUAL KNIGHT	PVCu GOLDEN OAK	PVCu CRUSADER	EXCALIBUR	TIMBER
PRODUCT:	☐	☐	☐	✓	☐	☐

NOTE - ALL CRUSADER AND EXCALIBUR CONSERVATORIES ARE EXTERNALLY GLAZED.

EXCALIBUR COLOUR: N/A OUT/ N/A IN.

ROOF COLOUR: WHITE OUT/ WHITE IN.

	POLYCARBONATE	GLASS	TIMBER	GRP
ROOF MATERIAL:	✓	☐	☐	☐

ROOF MATERIAL COLOUR: CLEAR THICKNESS: 16 GLASS SPEC: N/A

	YES	NO		MANUAL	AUTOMATED		YES	NO
ROOF VENT:	☐	✓	QUANTITY: N/A	☐	☐	RIDGEFLOW:	☐	✓

		L/H	R/H	INTERMEDIATE
NUMBER OF DOWNPIPES:	1	✓	☐	☐

	SILVER	WHITE	GOLD	BLACK			
HANDLE COLOUR:	✓	☐	☐	☐	TYPE: STRAIGHT	✓	CURVED ☐

	YES	NO
DENTIL MOULDING:	☐	✓

	LOW	HIGH	WHEELCHAIR
THRESHOLD:	✓	☐	☐

SPECIAL GLASS TO FRAMES AND LOCATION: PILKINGTON 'K'/ALL (If Required)

OBSCURE GLAZING PATTERN AND LOCATION: N/A (If Required)

	YES	NO	
S.G.O.:	☐	✓	LOCATION AND PATTERN No.: N/A (If Required)

	HARDWOOD	PVCu	WHITE DURABOARD	MAHOGANY DURABOARD	GOLDEN OAK DURABOARD	LIGHT OAK DURABOARD	TILED
WINDOW BOARDS:	☐	☐	☐	☐	☐	☐	☐

THIRD PARTY APPROVAL

FRONTING PUBLIC HIGHWAY

LOCAL COUNCIL ✓ HOUSING ASSOCIATION ☐ BUILDER ☐ OTHER ☐

ADDRESS - WOKINGHAM 01189 74 [illegible]

BLOCK PLAN (NOT TO SCALE)

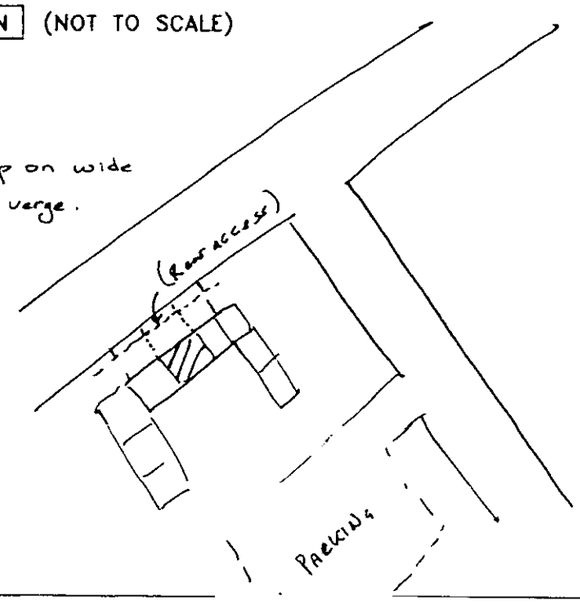

	PVCu	HARDWOOD TIMBER	SOFTWOOD TIMBER
ADDITIONAL PRODUCT / PHYSICAL BARRIER:	☐	☐	☐

DESIGN–VIEWED EXTERNALLY.

MANUFACTURING SIZES.

HEIGHT: INC. CILL.

WIDTH:

GLASS TYPE.

HANDLES:

CILL TYPE:

THRESHOLD:

ADDITIONAL INFORMATION

ADDITIONAL PRODUCT.

DESIGN–VIEWED EXTERNALLY.

MANUFACTURING SIZES.

HEIGHT: INC. CILL.

WIDTH:

GLASS TYPE.

HANDLES:

CILL TYPE:

THRESHOLD:

ADDITIONAL INFORMATION

Customers Signature	Date		Drawing No.	Description.	Scale..	Drawn..
	12/2/00		099/04363	CHECK SHEET.	N/A	OER
					Date.. 12-12-00	Surveyor. RH

DWG: ENGNT	REV: C

SURVEYORS BASE PLAN

(TO ACCOMPANY ACTUAL BASE PLAN PROVIDED BY CONSERVATORY ADMIN.)

NOTES

1. ALL DIMENSIONS IN MILLIMETRES AND TO BE CHECKED ON SITE PRIOR TO COMMENCEMENT OF WORK.
2. ONLY FIGURED DIMENSIONS TO BE TAKEN FROM THIS DRAWING.
3. DO NOT SCALE OFF DRAWING.
4. ANY EXISTING BRICK VENTS TO BE DUCTED THROUGH PROPOSED BASE.
5. GROUND LEVEL TO BE LOWERED LOCALLY TO GIVE REQUIRED CLEARANCE FOR D.P.C.
6. SURFACE WATER TO BE DISCHARGED VIA NEW 68 DIA. RAINWATER DOWN PIPE AND SHOED INTO GRATING OVER GULLEY AND INTO 100 DIA. UPVC DRAIN BEDDING ON PEA-SHINGLE TO FALL 1:40 min INTO NEW SOAKAWAY 5.0 m. MIN. AWAY FROM BUILDINGS, TO BE FILLED WITH HARDCORE, AGGREGATE AND PEA GRAVEL.

- DPC + FFL TO MATCH HOUSE
- LEAVE SLAB 20mm BELOW DPC (TO ALLOW FOR CONSERVATORY FLOOR PLUS WOOD FLOORING BY OTHERS (± 18mm)

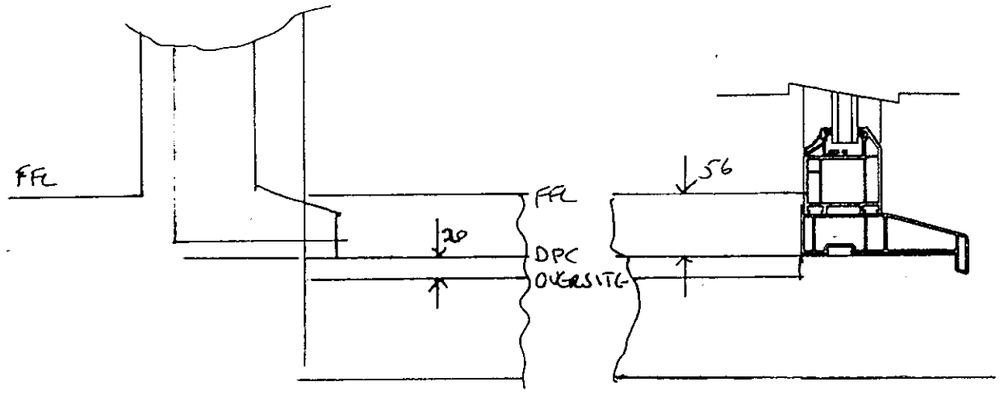

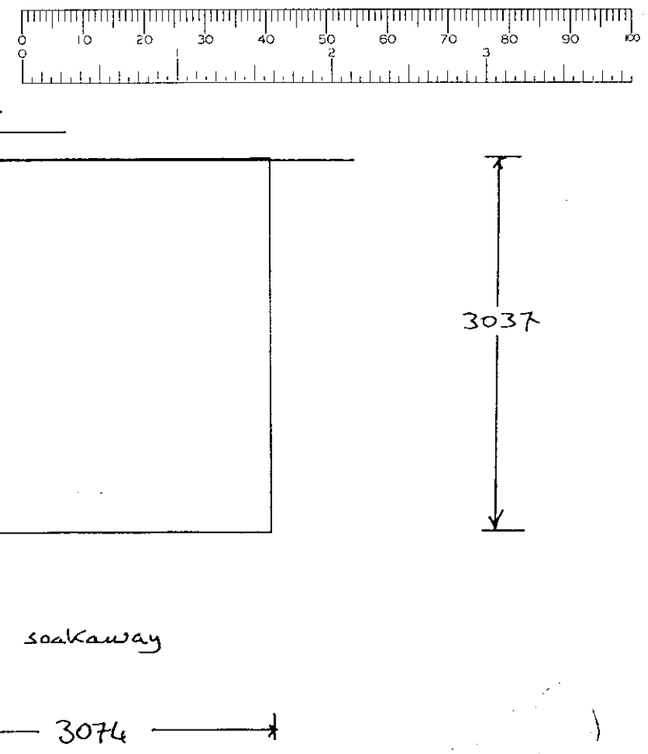

Set out:
670mm from door reveal to outside of base L.H.S
(± 70mm to fence)

NOTE- BUILDER ENSURE EXISTING WALLS ARE PLUMB PRIOR TO COMMENCEMENT OF BASEWORKS.

Customers Signature	Date		Drawing No.	Unit Elevation.	Scale..	Drawn..
.....	21/12/00		099/04363	BASE LAYOUT.	1:50	OER
					Date.. 12-12-00	Surveyor. R.Hill

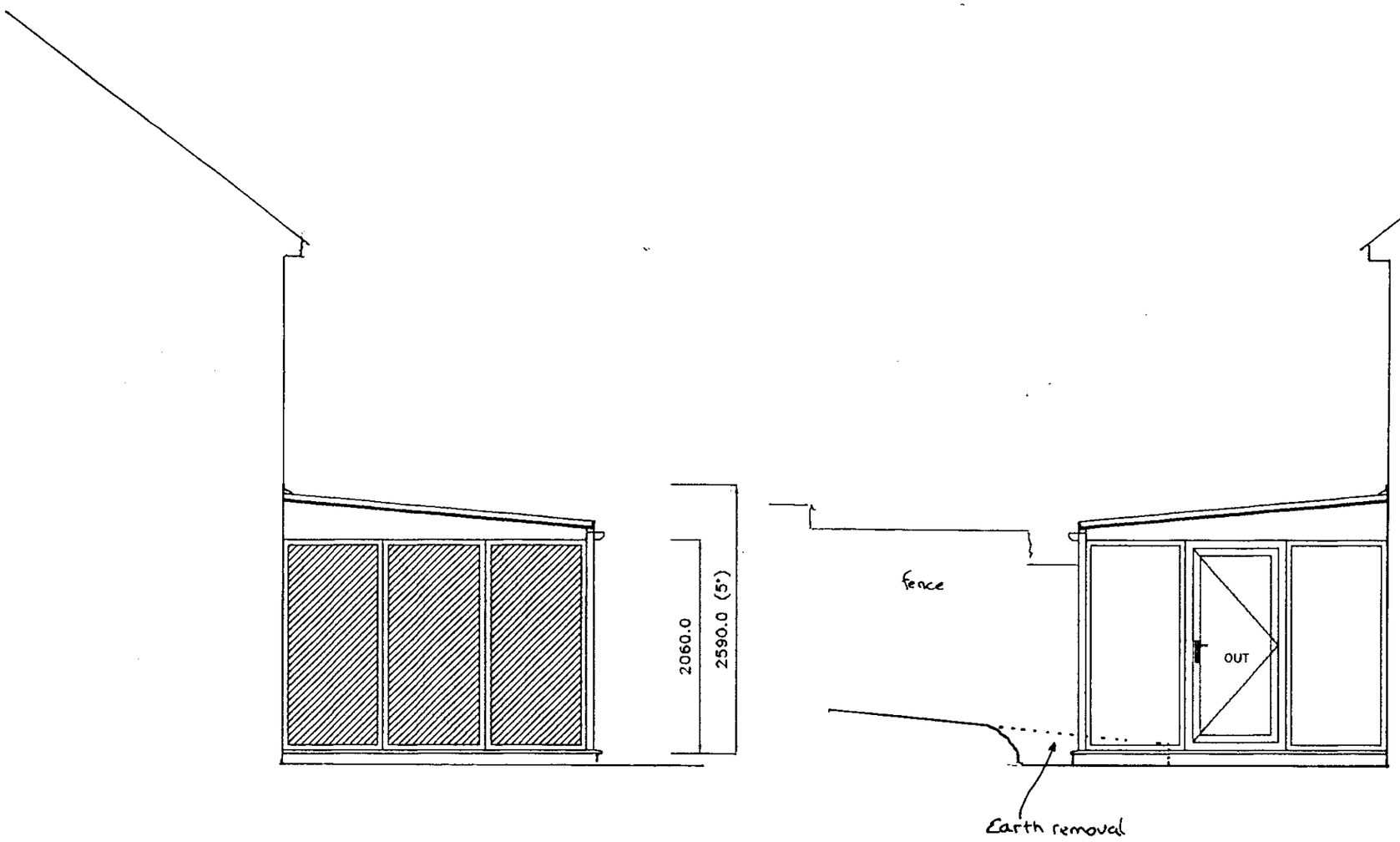

Customers Signature	Date	Drawing No.	Property Elevation:	Unit Elevation:	Scale..	Drawn..
.....	20/12/00	099/04363	SIDE	SIDE ELEVATIONS.	1:50	OER
					Date.. 12-12-00	Surveyor. RHill

12.JAN.2001* 3177

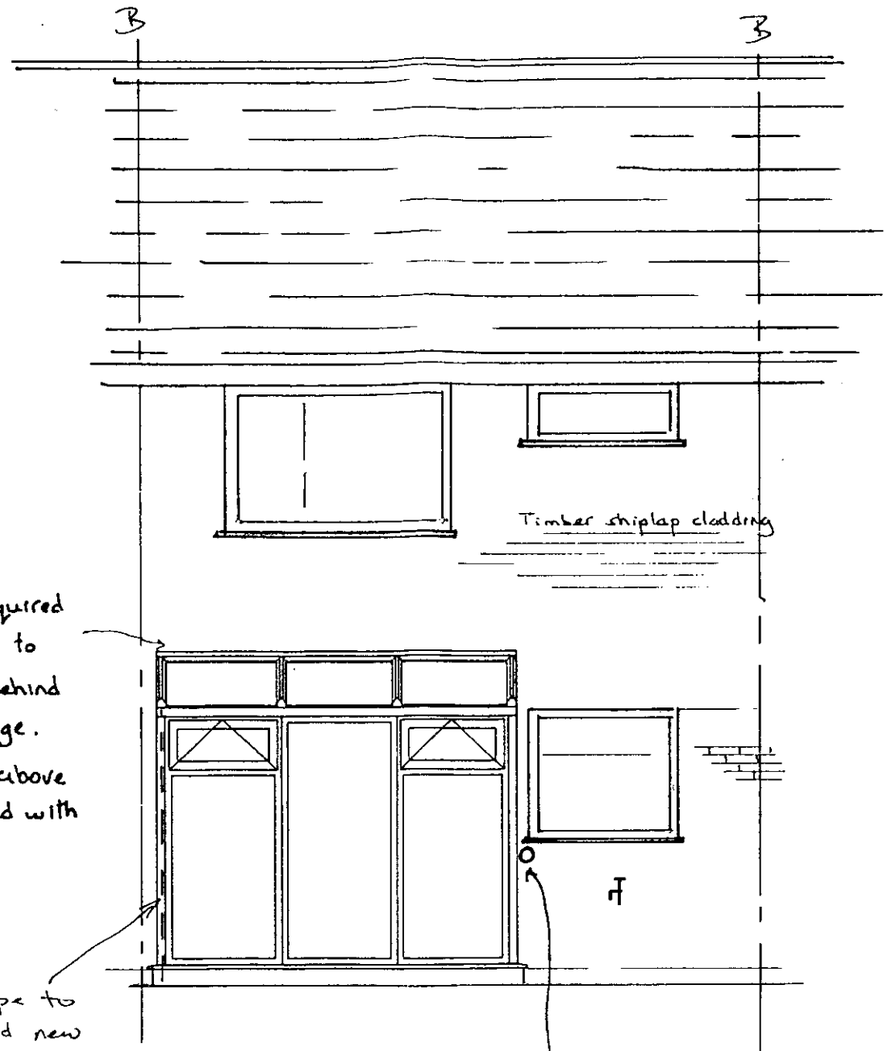

Remove shiplap up to required height. Fit timber batten to affix ridge plate. Lead behind felt and dressed over ridge.

Cut and replace shiplap above ridge. Inside unit, Clad with UPVC

New downpipe to new gully and new soakaway

Fan assisted gas flue (Potterton Kingfisher)
Installation guide quotes 25mm as min. distance to internal corner

SPECIFICATION:

1 No. SINGLE DOOR WHERE SHOWN (OPEN OUT)
2 No. TOP HUNG FANLIGHT VENTS WHERE SHOWN
▨ = SOLID PANELS WHERE SHOWN
ROOF PITCH 5°

Customers Signature	Date 25/12/00	Drawing No. 099/04363	Property Elevation: REAR	Unit Elevation: FRONT ELEVATION.	Scale.. 1:50	Drawn.. OER
					Date.. 12-12-00	Surveyor. RHill

12.JAN.2001* 3177

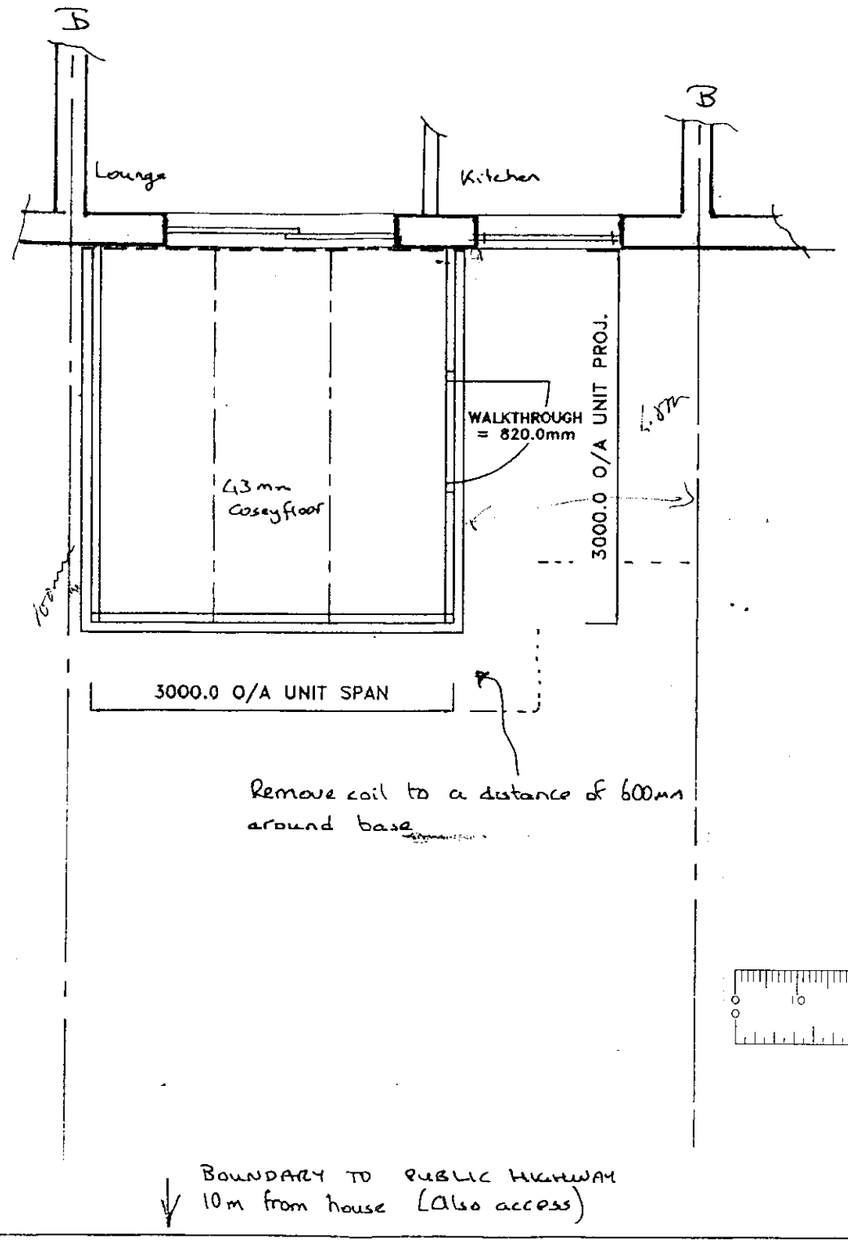

BOUNDARY TO PUBLIC HIGHWAY
10m from house (also access)

Customers Signature	Date	Drawing No.	Unit Elevation.	Scale..	Drawn..
.....	20/12/00	099/04363	PLAN LAYOUT / ROOF DETAILS.	1:50	OER
				Date.. 12-12-00	Surveyor. K Hill

12 JAN 2001 * 3177

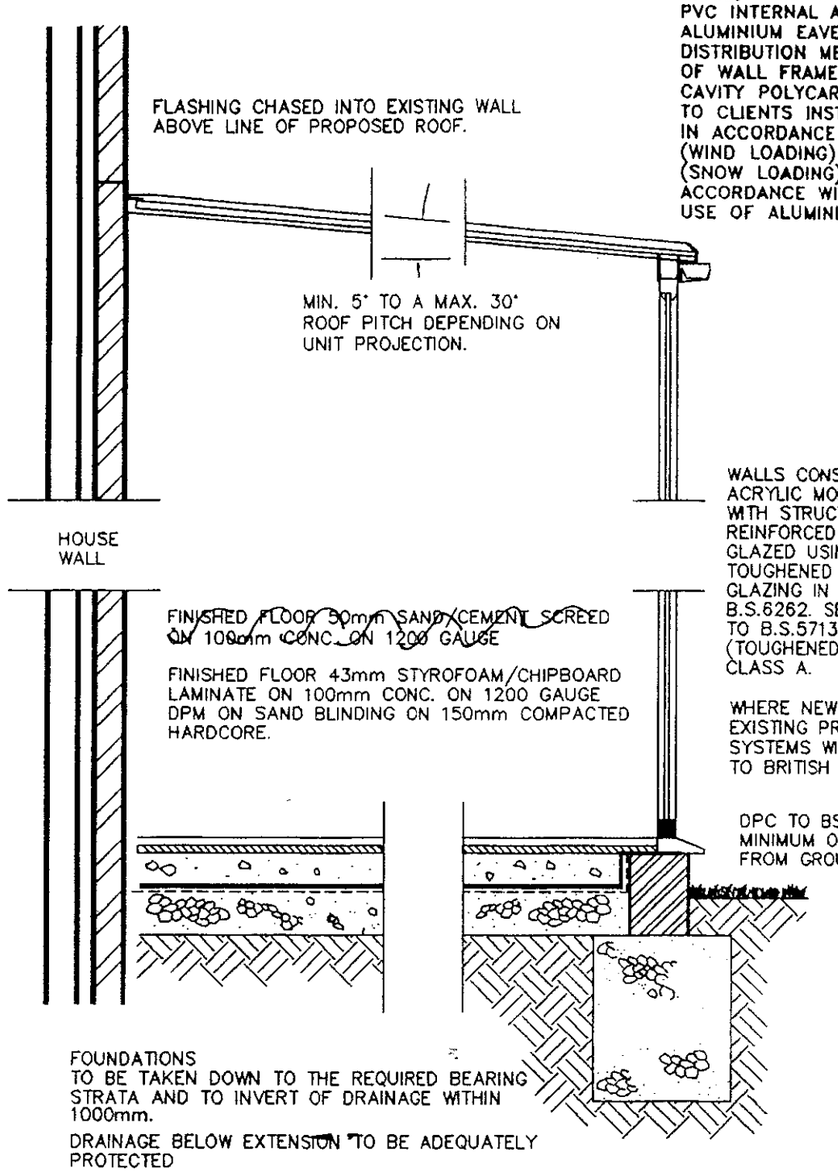

ROOF COMPRISES
STRUCTURAL ALUMINIUM, VENTILATED RIDGE, ALUMINIUM GLAZING BARS WITH PVC INTERNAL AND EXTERNAL CAPPINGS. ALUMINIUM EAVES BEAM (LOAD DISTRIBUTION MEMBER) SECURED TO TOP OF WALL FRAMES. ROOF GLAZING TO MULTI-CAVITY POLYCARBONATE OR GLASS SHEETS TO CLIENTS INSTRUCTIONS. ROOF DESIGNED IN ACCORDANCE WITH CP3 CHAPTER 5 (WIND LOADING) AND BS 6399 PART 3 (SNOW LOADING). ALL DESIGNED IN ACCORDANCE WITH CP118 (STRUCTURAL USE OF ALUMINIUM).

NOTE:- CONSERVATORIES WITH A PITCHED TRANSLUCENT ,ROOF, UNDER 30m² AREA, ARE NOT SUBJECT TO BUILDING REGULATIONS, PROVIDED IT IS BUILT AT GROUND LEVEL.

TYPICAL SECTION

NOTE:
This cross sectional drawing is shown as a "Typical Example" And is intended for information purposes only. Site Conditions and sub-soil bearing strata will dictate final Design.

DWG: SHT2NC REV: D

Anglian
Home improvements

PROPOSED . PVCu CRUSADER CONSERVATORY.
AT . . . . . 20 Carshalton Way,
Lower Earley,
Reading, Berkshire.
RG6 4EP.
FOR . . . . Mr Lee.

CUSTOMER CONTRACT COPY CHECK. YES ☑

SURVEYOR: PLEASE CONFIRM THAT ALL THE ABOVE DETAILS ARE CORRECT. . YES ☑

DATE.	REVISIONS.	BY.
20/12	SILVER HANDLES	RH

DRAWING No. 099/04363	DRAWN BY.. Oliver Raven	DATE 12-12-00
BRANCH NAME	SURVEYOR.. RHill	DATE 20.12.00

The Company Surveyor has discussed the above survey with me and I agree to the designs and other details finalised during the Surveyor's visit and I understand that I must settle the account with the Installers upon completion.

Customers Signature ..... Date 20/12/00

Expected Installation Date
SUBJECT TO PLANNING
(Subject to third party approval being obtained)

Comments on deferred installation
EST. 8-10 WKS PLANNING (MAY/JUNE/JULY
+ 8-10 WKS MANUFACTURE REQUEST

Method of payment (Confirmed with Customer)
CASH
(Anglian does not accept final balance payment by credit card.)

Code

APPROVAL REQUIRED ☑ Where applicable

PLANNING PERMISSION	YES ☑	NO ☐	RESTRICTIVE COVENANTS	YES ☐	NO ☑
BUILDING REGULATION	YES ☐	NO ☑	HOUSING ASSOC. CONSENT	YES ☐	NO ☑
LISTED BUILDING CONSENT	YES ☐	NO ☑	BUILDERS CONSENT	YES ☐	NO ☑
CONSERVATION AREA	YES ☐	NO ☑	LANDLORDS CONSENT	YES ☐	NO ☑
NEIGHBOURS CONSENT	YES ☐	NO ☑	PARTY WALL ACT	YES ☐	NO ☑

APPROVED