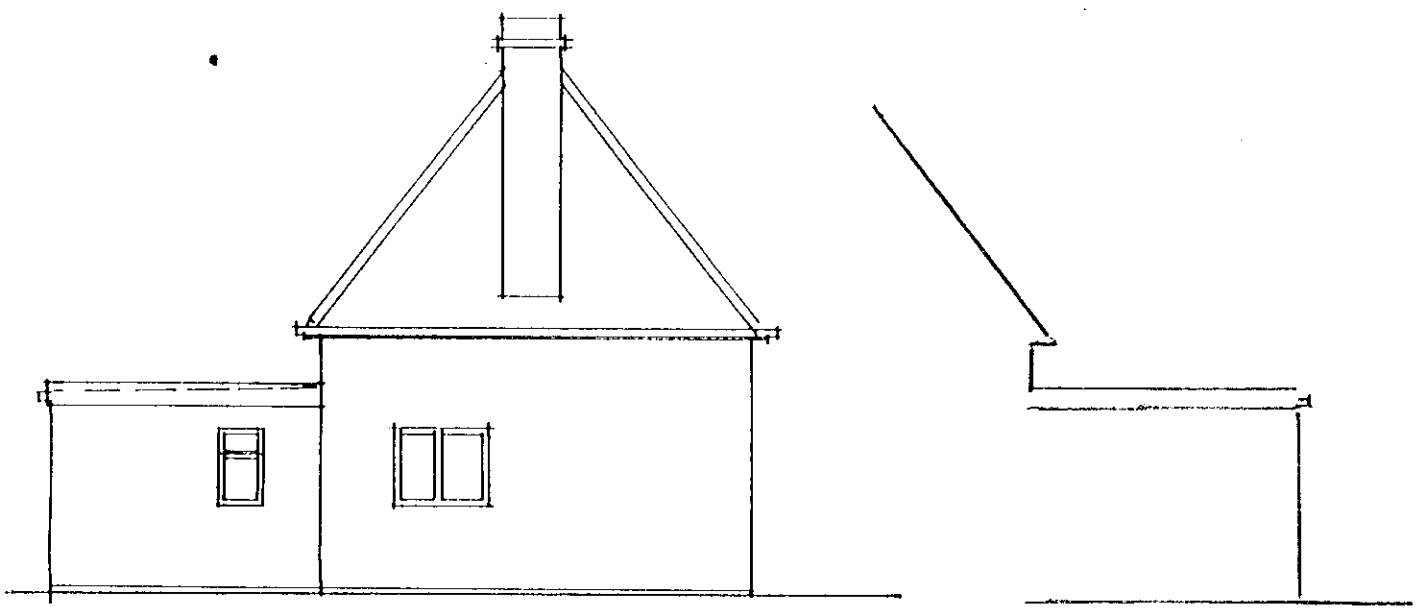

SIDE 2

SIDE 1

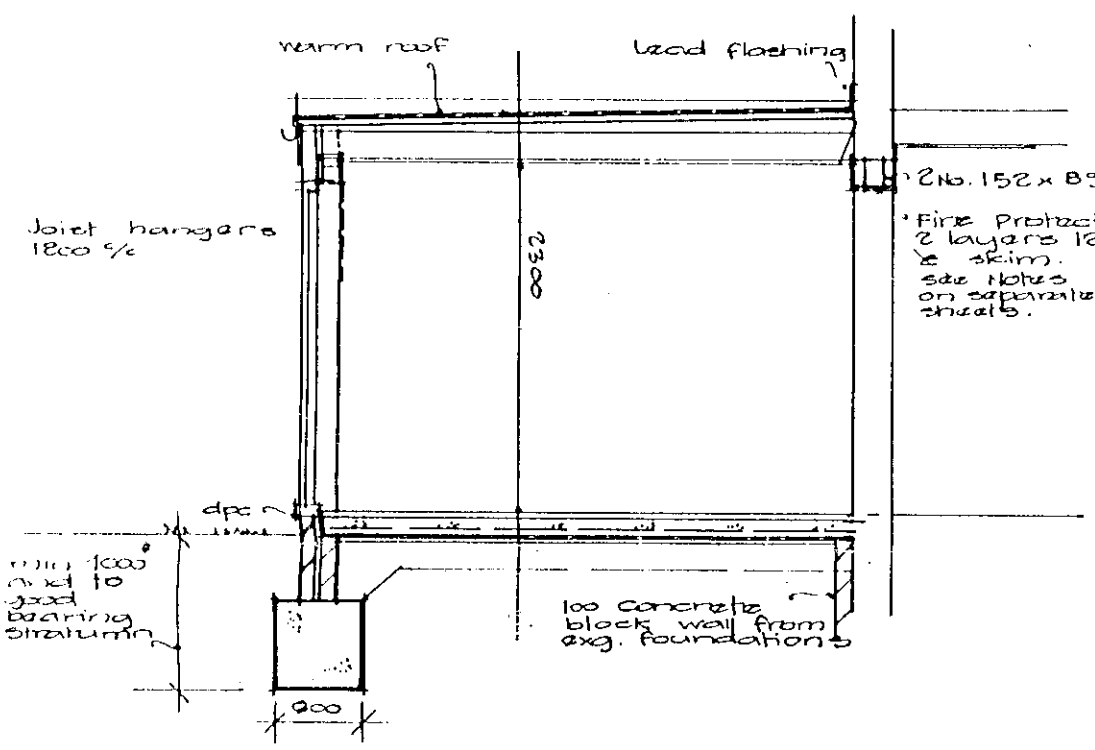

SECTION A - A

FLAT ROOF : 3 layers felt & chippings, 54 Celotex Double R
Firring pieces, Joists 175 x 50 @ 400 c/s.
12.5 plasterboard and skim.
All roof timbers treated

EXT. WALLS : Matching brickwork 50 cavity (Rockwool)
100 Celcon (3.5 N block), plaster finish
Wall ties 900 horiz, 450 vert.
Dampcor to all reveals, Profile fied to existing walls.
Cavity trays over steels, roof abuttments
Wall insulation taken up to underside
of Celotex insulation board

INT. WALLS : 100 Celcon (3.5 N block), plaster finish

LINTELS : I.G. L1/S lintel refs, cavity trays over, 150 bearings

STEEL BEAMS : 2 No 152 x 89 x 16 kg/m U.B.
Beams encased to 1/2 HRFR
Padstones 1:2:4 concrete, 250 x 250 x 150 mm deep
Twin beams bolted at 450 c/s.

DPC : DPC lapped to existing DPC and DPM.

GROUND FLOOR : 50 screed (1:3), 3 coats RIW
150 concrete, B 785 mesh, (50 bottom cover)
50 polystyrene, 1200g polythene
compacted blinded hardcore

FOUNDATIONS : Min 1000 deep to suit subsoil conditions
If shrinkable clay and/or trees in vicinity design
depth in accordance with NHBC Practice Note 3
Foundation width 600 under cavity walls
Foundation concrete depth 600 1 : 2 : 4 mix
Foundation depth below invert of any drains.

APPROVED

Notes:
All dimensions must be checked on site and not scaled from this drawing.

A		
	Date	Revisions

© copyright

Walter Glover & Associates
Planning & Building Consultants
8 Abbey Road
Virginia Water Surrey GU25 4RS
Tel. No. 01344 - 845856

area of proposed extension = 51·68 m³.

Client

Mr. Mrs. Strong.

Job Title

Proposed Kitchen Extension
3 Great Lea
Three Mile Cross
Reading
RG7 1NU

Drawing Title

AS PROPOSED.

Scale 1:500 & 1:100

Date May 99

Drawn by

Drg. No. 1623·2

Rev.

420 x 594mm A2

DRAWINGS TO BE READ IN CONJUNCTION WITH
SEPARATE CALCULATION SHEETS.

NOTES REFER TO ALL WORKS
UNLESS OTHERWISE SPECIFIED

RAINWATER : 100 HR gutters , 65 downpipes
100 upvc pipes shingle surround to
soakaway min 5 m from building
OR if available to existing system

FOUL WATER : 100 upvc shingle surround, fall 1:40
connected to new / existing manholes
Lintels over all pipes through walls

PLUMBING : Stub stack (Durgo) above highest flood level
WC - 100 Ø. shower - 40 Ø. Basin - 32 Ø.
All fitted with deep seal traps & roddable pipework.

EXTRACT FANS : All to discharge to external air.
Kitchen 60 l/s, shower room 15 l/s.

WINDOWS : All windows double glazed
Safety glass to all doors, side panels orbelow 800 mm
Background vents to new rooms 8000 mm² (trickle vents)

HEATING : Resite existing balanced flue boiler on external wall

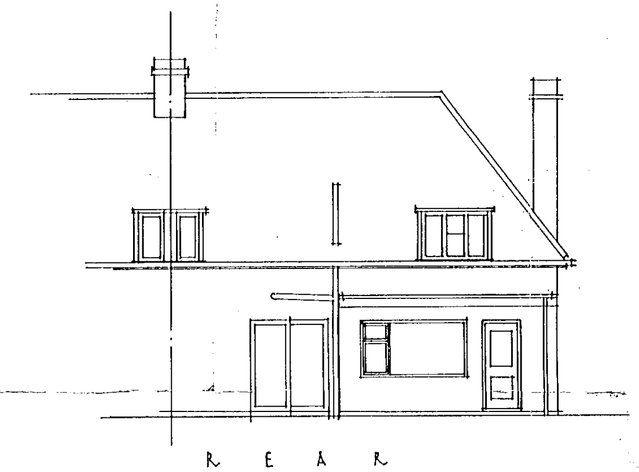

REAR

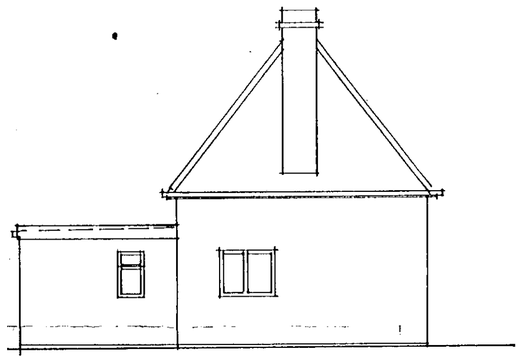

SIDE ?

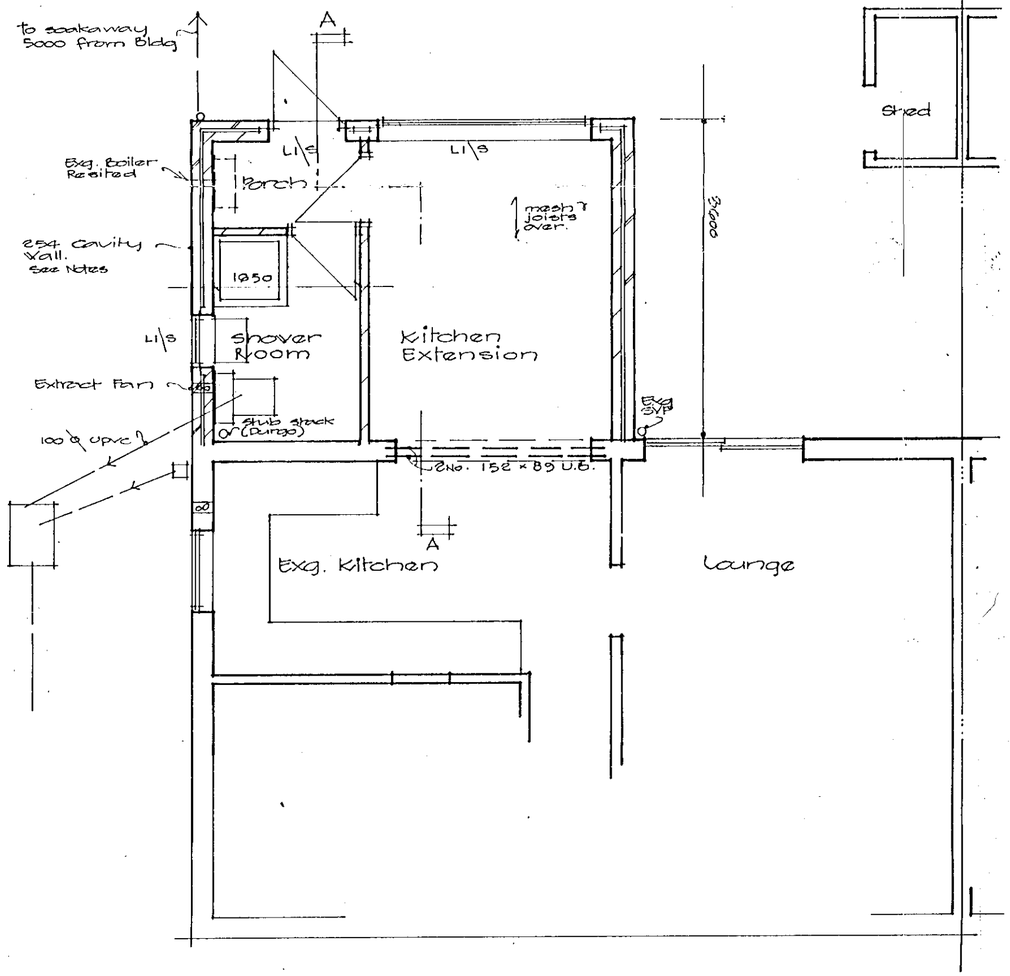

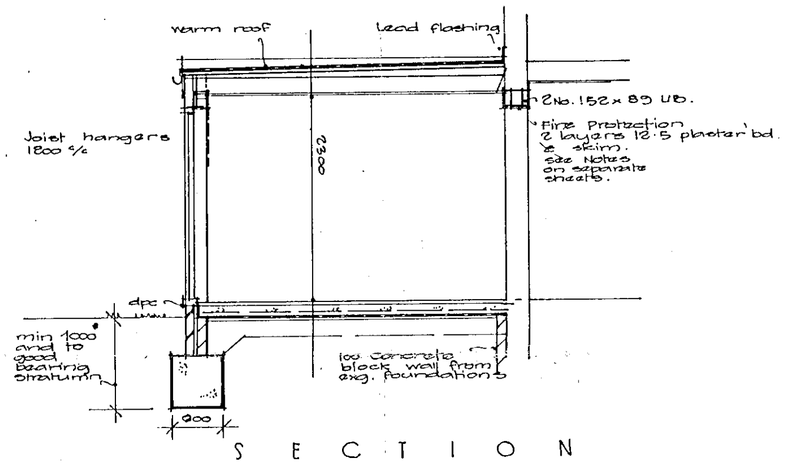

SECTION
A - A

FLAT ROOF : 3 layers felt & chippings, 54 Celotex Double R
Firring pieces, Joists 175 x 50 @ 400 c/s.
12.5 plasterboard and skim.
All roof timbers treated

EXT. WALLS : Matching brickwork 50 cavity (Rockwool)
100 Celcon (3.5 N block), plaster finish
Wall ties 900 horiz, 450 vert.
Dampcor to all reveals, Profile fied to existing walls.
Cavity trays over steels, roof abuttments
Wall insulation taken up to underside
of Celotex insulation board

INT. WALLS : 100 Celcon (3.5 N block), plaster finish

LINTELS : I.G. L1/S lintel refs, cavity trays over, 150 bearings

STEEL BEAMS : 2 No 152 x 89 x 16 kg/m U.B.
Beams encased to 1/2 HRFR
Padstones 1:2:4 concrete, 250 x 250 x 150 mm deep
Twin beams bolted at 450 c/s.

DPC : DPC lapped to existing DPC and DPM.

GROUND FLOOR : 50 screed (1:3), 3 coats RIW
150 concrete, B 785 mesh, (50 bottom cover)
50 polystyrene, 1200g polythene
compacted blinded hardcore

FOUNDATIONS : Min 1000 deep to suit subsoil conditions
If shrinkable clay and/or trees in vicinity design
depth in accordance with NHBC Practice Note 3
Foundation width 600 under cavity walls
Foundation concrete depth 600 1 : 2 : 4 mix
Foundation depth below invert of any drains.

APPROVED

Notes:
All dimensions must be checked on site and not scaled from this drawing.

A		
	Date	Revisions

© copyright

Walter Glover & Associates
Planning & Building Consultants
8 Abbey Road
Virginia Water Surrey GU25 4RS
Tel. No. 01344 - 845856

area of proposed extension = 51.68 m³.

Client
Mr. Mrs. Strong.

Job Title
Proposed Kitchen Extension
3 Great Lea
Three Mile Cross
Reading
RG 7 1NU

Drawing Title
AS PROPOSED.

Scale 1:500 & 1:100

Date May 99 | Drawn by

Drg. No. 1623·2 | Rev.

420 x 594mm A2

20/3/00

(ARCH.)