Proposed Plan Layout

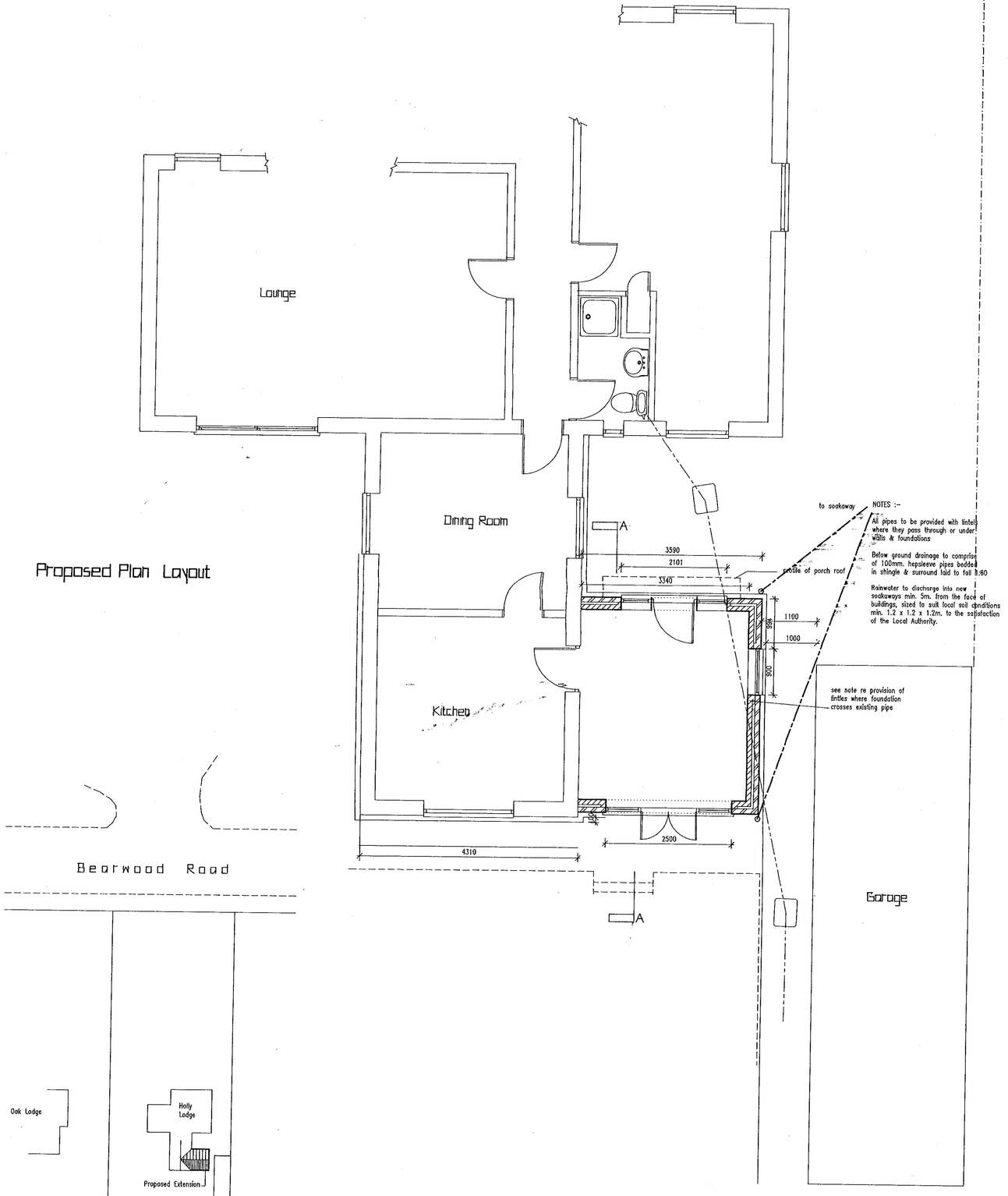

NOTES :-

All pipes to be provided with lintels where they pass through or under walls & foundations

Below ground drainage to comprise of 100mm. hepsleeve pipes bedded in shingle & surround laid to fall 1:60

Rainwater to discharge into new soakaways min. 5m. from the face of buildings, sized to suit local soil conditions min. 1.2 x 1.2 x 1.2m. to the satisfaction of the Local Authority.

Bearwood Road

Block Plan
1:500



Rear Elevation



Side Elevation



Front Elevation

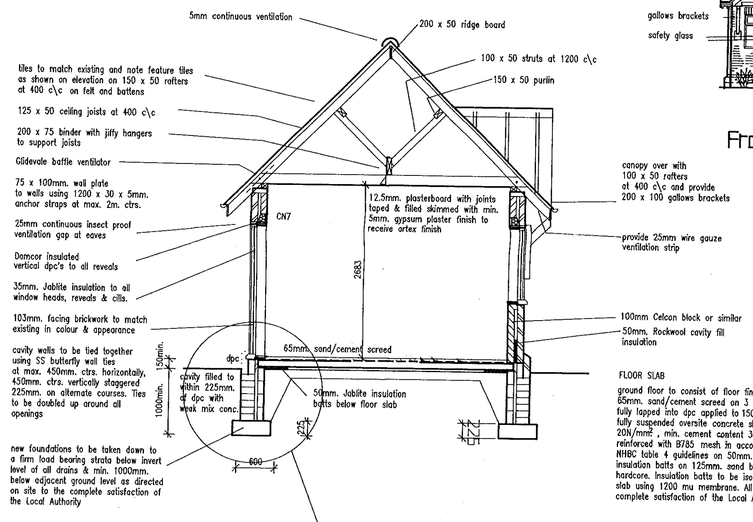

FLOOR SLAB

ground floor to consist of floor finish on 65mm. sand/cement screed on 3 coat dpm fully lapped into dpc applied to 150mm. fully suspended oversite concrete slab (grade 20N/mm², min. cement content 300kg/m³) reinforced with B785 mesh in accordance with NHBC table 4 guidelines on 50mm. Jablite insulation batts on 125mm. sand blinded hardcore. Insulation batts to be isolated from slab using 1200 mu membrane. All to the complete satisfaction of the Local Authority

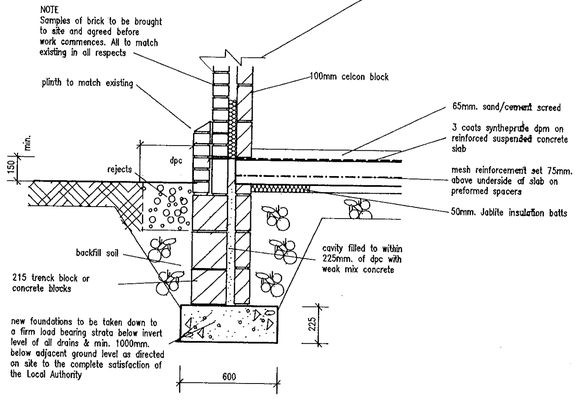

2.897

0 10 20 30 40 50 60 70 80 90 100

REVISIONS

Rev.	Description	Date
A	Clients comments added	13/11/2000
B	Porch Canopy added	18/11/2000
C	Planning Officer alts added	25/1/2001
D	Set back by 100mm	16/2/2001
E	Construction detail added	2/4/2001
F	Door style altered	30/8/2001

JOB TITLE

Mr & Mrs Gregory
Hollylodge,
Bearwood Road

TITLE

Rear Extension

SCALE	DATE	DRAWING No.
1:50 1:100	6/11/2000	Greg:01 F

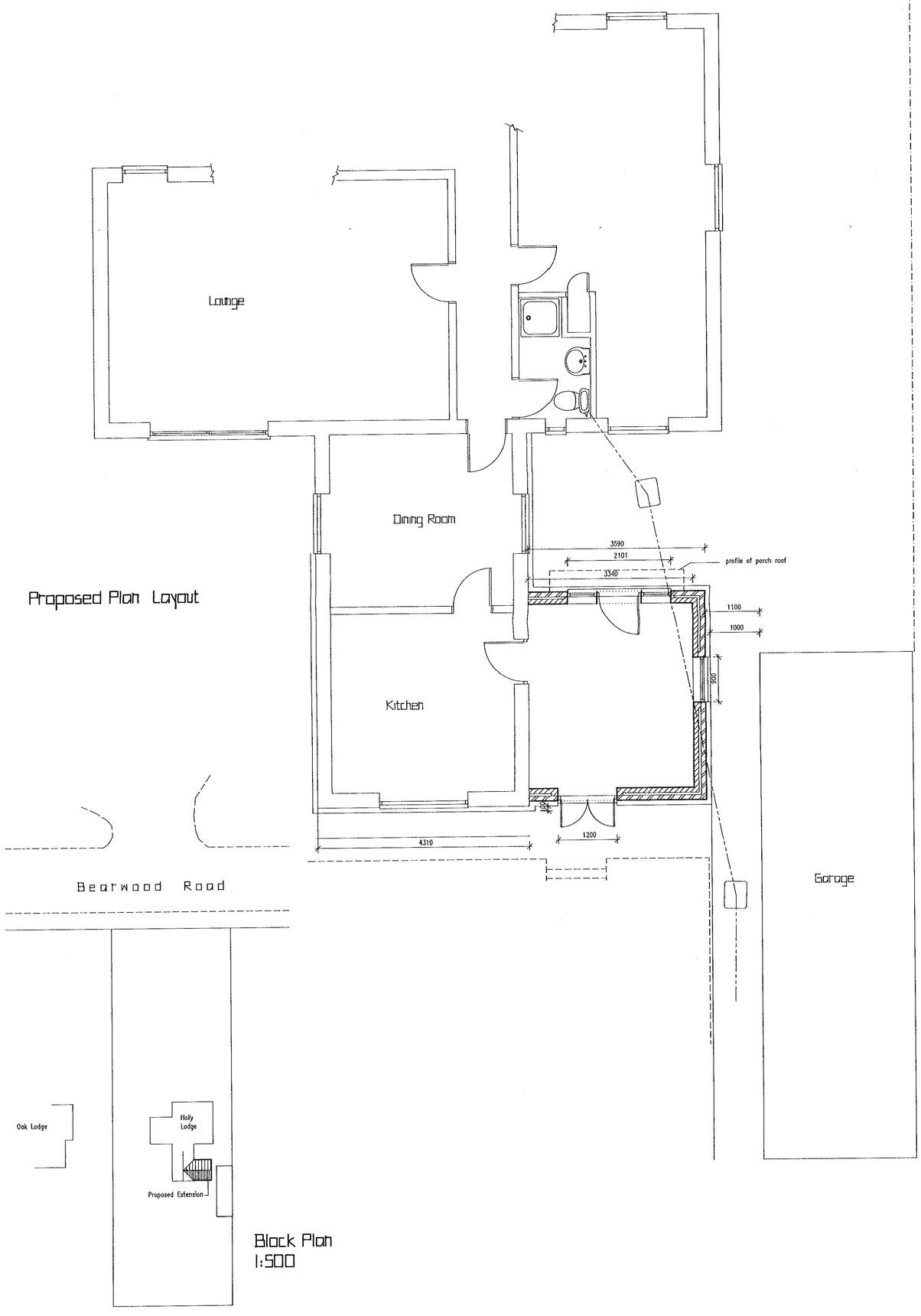

Proposed Plan Layout

Block Plan
1:500



Existing Rear Elevation

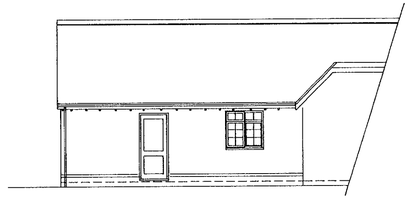

Existing Side Elevation



Rear Elevation



Side Elevation

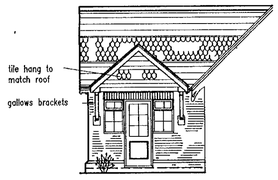

Front Elevation

27 FEB 2001
COPIES TO:
ACK:
FILE:

REVISED PLAN
2987

REVISIONS

Rev.	Description	Date
A	Clients comments addded	13/11/2000
B	Porch Canopy added	18/11/2000
C	Planning Officer alts added	25/1/2001
D	Set back by 100mm	16/2/2001

APPROVED

JOB TITLE
Mr & Mrs Gregory
Hollylodge,
Bearwood Road

TITLE
Rear Extension

SCALE 1:50 1:100 | DATE 6/11/2000 | DRAWING No. Greg:01 D

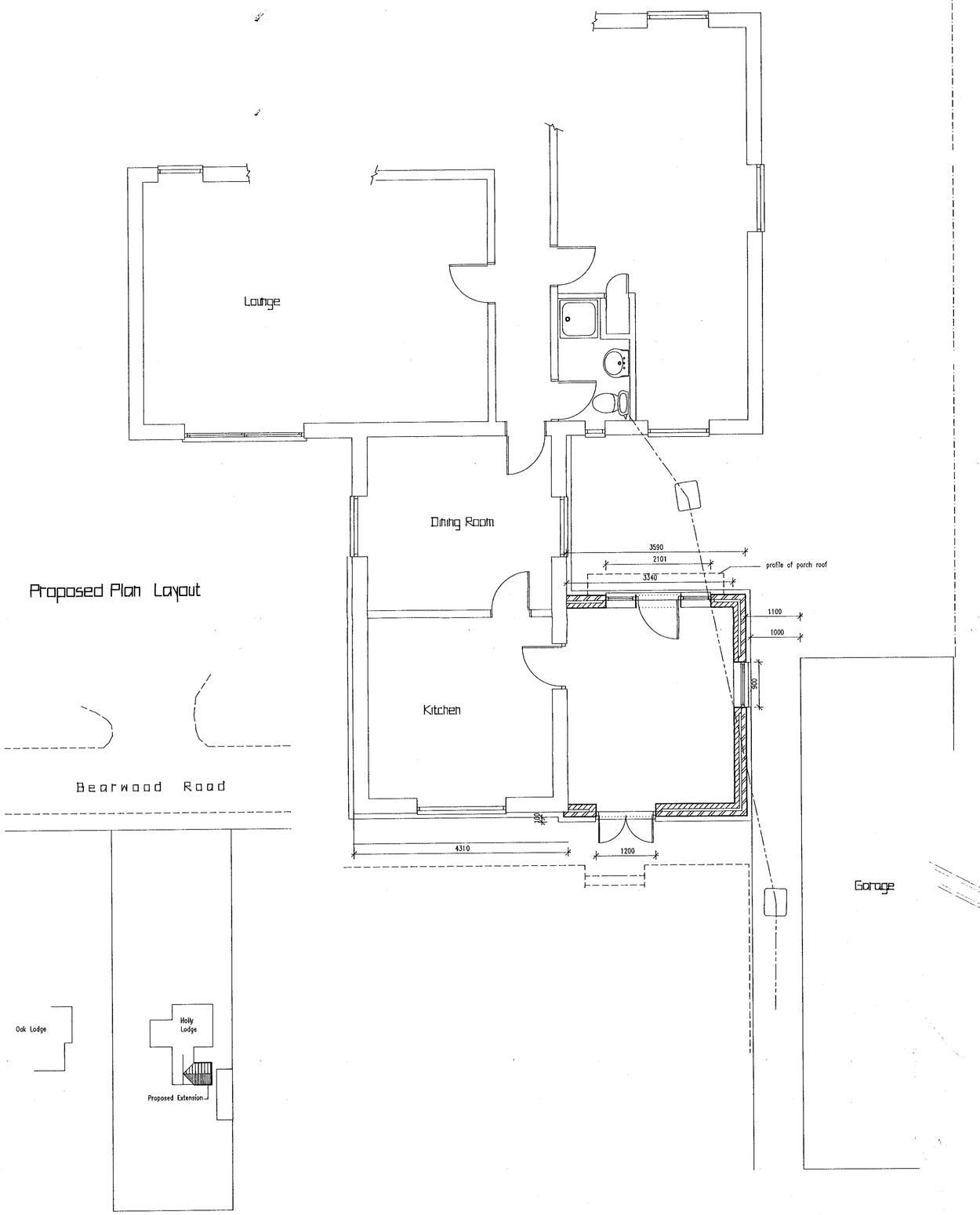

Proposed Plan Layout

Block Plan
1:500

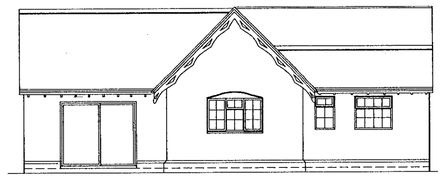

Existing Rear Elevation

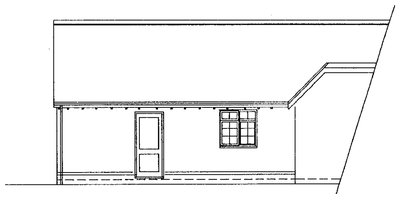

Existing Side Elevation



Rear Elevation



Side Elevation

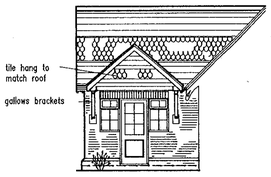

Front Elevation

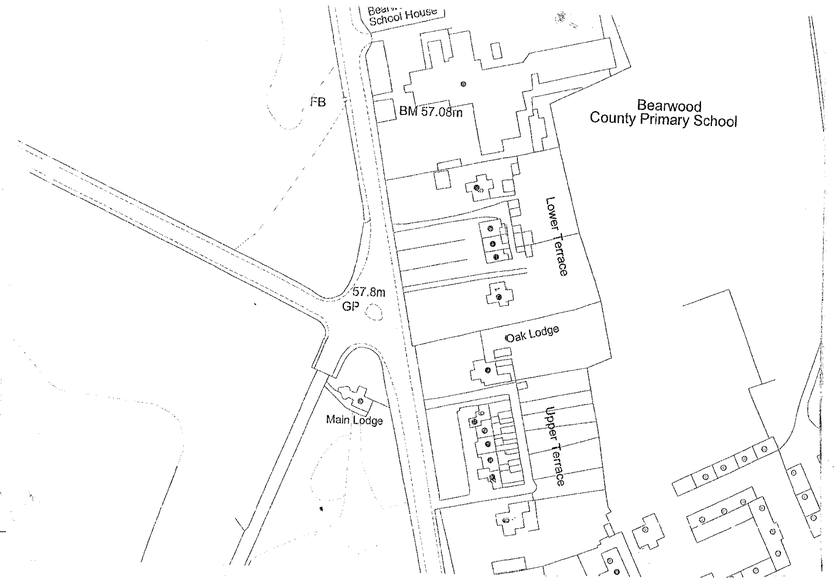

Location Plan 1:1250

REVISIONS		
Rev.	Description	Date
A	Clients comments addded	13/11/2000
B	Porch Canopy added	18/11/2000
C	Planning Officer alts added	25/1/2001

Superseded

JOB TITLE
Mr & Mrs Gregory
Hollylodge,
Bearwood Road

TITLE
Rear Extension

SCALE	DATE	DRAWING No.
1:50 1:100	6/11/2000	Greg:01 C

29 JAN 2001
COPIES TO: ACK: FILE:

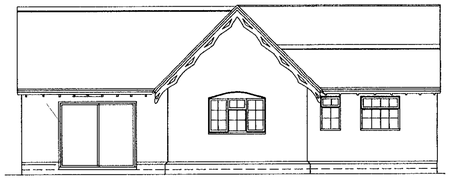

Existing Rear Elevation

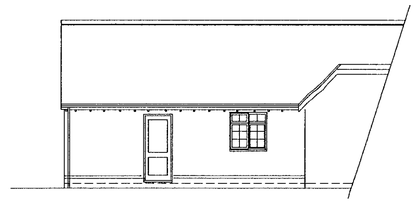

Existing Side Elevation



Rear Elevation



Side Elevation



Front Elevation

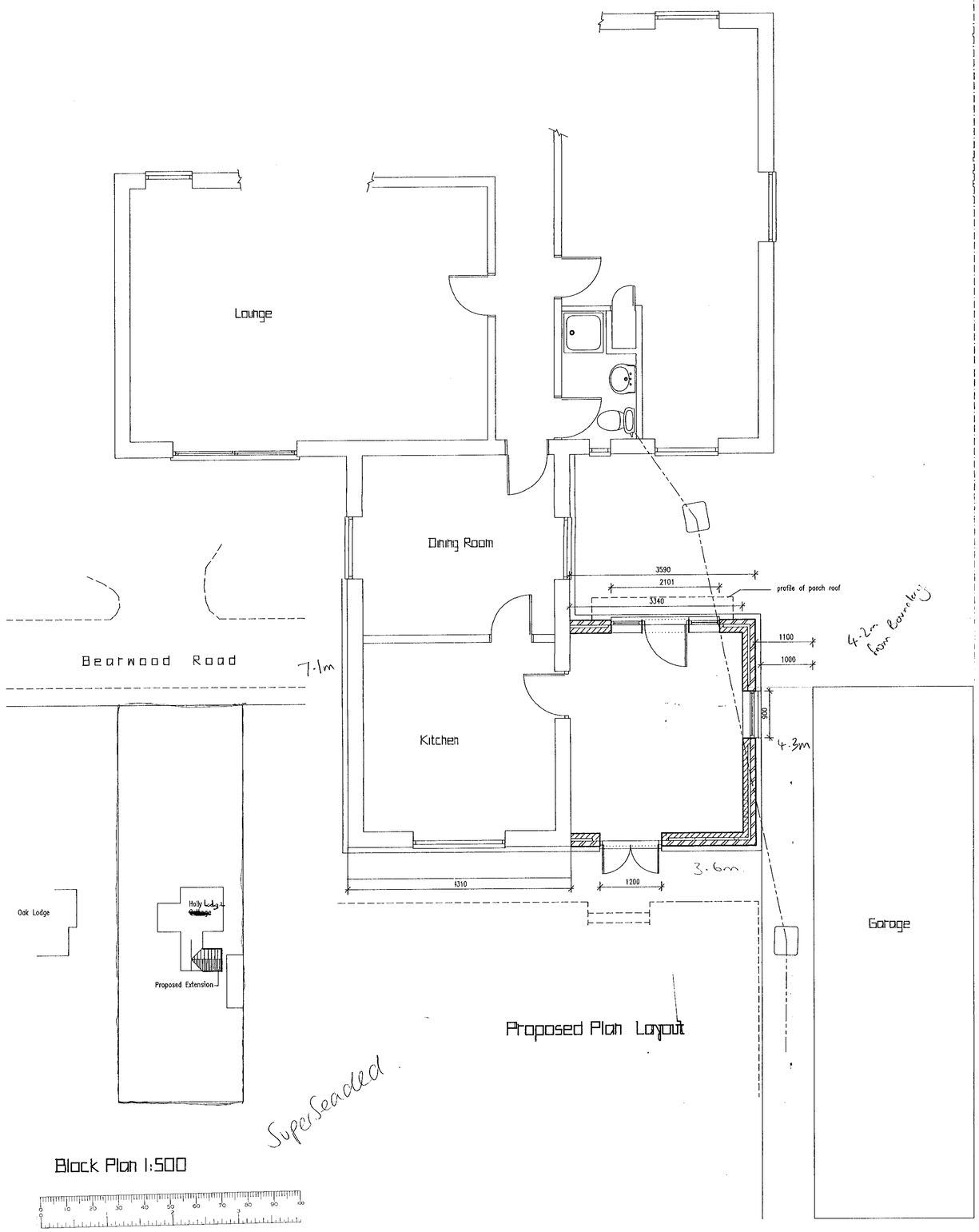

Proposed Plan Layout

Block Plan 1:500

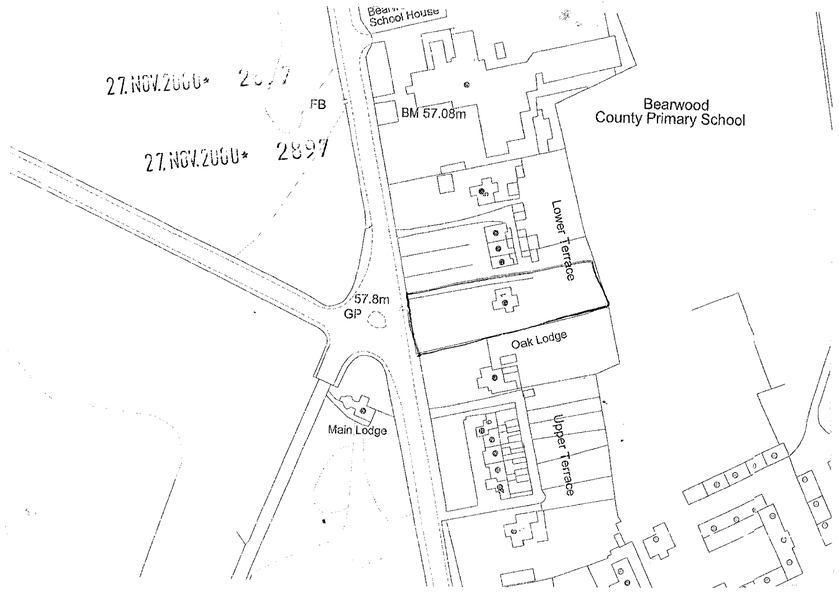

Location Plan 1:1250

REVISIONS

Rev.	Description	Date
A	Clients comments oddded	13/11/2000
B	Porch Canopy added	18/11/2000

JOB TITLE

Mr & Mrs Gregory
Hollylodge,
Bearwood Road

TITLE

~~Planning~~ Layout Plans

SCALE	DATE	DRAWING No.
1:50 1:100	6/11/2000	Greg:01 B