PRODUCT CHECK SHEET.

CONSERVATORY ADMIN.

☑ Where applicable

PRODUCT: WHITE KNIGHT ☑ DUAL KNIGHT ☐ CRUSADER ☐ EXCALIBUR ☐ GOLDEN OAK ☐ TIMBER ☐

** NOTE - ALL CRUSADER CONSERVATORIES ARE GLAZED EXTERNALLY.*

EXCALIBUR COLOUR: n\a OUT/WHITE IN.

ROOF COLOUR: white OUT/ WHITE IN.

ROOF MATERIAL: POLYCARBONATE ☐ GLASS ☑ TIMBER ☐ GRP ☐

ROOF MATERIAL COLOUR: bronze /SPEC. (GLASS) antisun/pilk k

ROOF VENT: YES ☐ NO ☑ QUANTITY: 0 MANUAL ☐ AUTOMATED ☐ RIDGEFLOW: YES ☑ NO ☐

HANDLE COLOUR: SILVER ☐ WHITE ☐ GOLD ☑ TYPE: STRAIGHT ☐ CURVED ☑

DENTIL MOULDING: YES ☑ NO ☐

THRESHOLD: LOW ☐ HIGH ☑ WHEELCHAIR ☐

SPECIAL GLASS TO FRAMES: pilk k/tghned (If required)

OBSCURE GLAZING PATTERN: n\a (If required)

S.G.O.: YES ☐ NO ☑

WINDOW BOARDS: YES ☐ NO ☑ (IF NO, BRANCH ORDER AS DURABOARD)

EXTRA FRAMES: YES ☐ NO ☑ (IF YES, PLEASE SUPPLY INFORMATION)

EXTRA TIMBER: YES ☐ NO ☑ (IF YES, PLEASE SUPPLY TIMBER SHEET)

NUMBER OF DOWNPIPES: 2 POSITION: L/H ☐ R/H ☐ INTERMEDIATE ☐ (AS VIEWED FROM OUTSIDE).

SOAKAWAY REQUIRED YES ☐ NO ☑ Position Left/Right

R.W. LINK TO EXISTING SYSTEM YES ☑ NO ☐

LOCAL COUNCIL ☑ HOUSING ASSOCIATION ☐ BUILDER ☑ OTHERS ☐

ADDRESS - WOKINGHAM DIST.

WINDSOR HOMES, ALPHA HOUSE, HIGH ST, CROWTHORNE

BERKS RG45 7AD 01344 780782

BRANCH/SURVEY.

☑ Where applicable

WINDOW BOARDS: WHITE ☑ MAHOGANY ☐ GOLDEN OAK ☐ LIGHT OAK ☐ TIMBER ☐ TILED ☐

BRICK TYPE (IF KNOWN): YORKSHIRE BRICK, DALES BLEND

INTERNAL BASEWALL FINISH: BRICK ☐ PLASTER ☑ - WET PLASTER

SKIRTING BOARD: YES ☑ NO ☐ SPECIFY TYPE: SOFTWOOD

FLOOR FINISH: SCREED ☐ COSEYFLOOR ☒ +VENEER (T.B.A.) OTHER (SPECIFY) KITCHEN FLOOR - TYPE FLOOR TO MATCH EXISTING TO BE ADVISED BY CLIENT

RETAINING HOOKS: SILVER ☐ BRASS ☑ NONE ☐

S.G.O. (SPECIFY & QUANTITY):

HANDLE COLOUR: SILVER ☐ WHITE ☐ GOLD ☑ TYPE: STRAIGHT ☐ CURVED ☑

SITE ACCESS (SPECIFY): SIDE GATE

REMOVE SITE OBSTRUCTION (SPECIFY):

MATURE TREES (SPECIFY):

SKIP DETAIL: ROAD ☑ DRIVE ☐ COMMENTS:

APPROVED

RAINWATER ACCESSORIES (SPECIFY):

PAVING (REINSTATE OR NEW, SPECIFY):

ELECTRICS: By Others

PLUMBING:

ANCILLARYS: PLASTER HOUSE WALL (WET PLASTER)

** NOTE - IF WORK BY CUSTOMERS OWN CONTRACTOR PLEASE STATE "BY OTHERS"*

Customers Signature	Date		Drawing No.	Description.	Scale..	Drawn..
	2/05/00		099-01538	CHECK SHEET.	N/A	LG
					Date.. 26-4-00	Surveyor. R. HILL

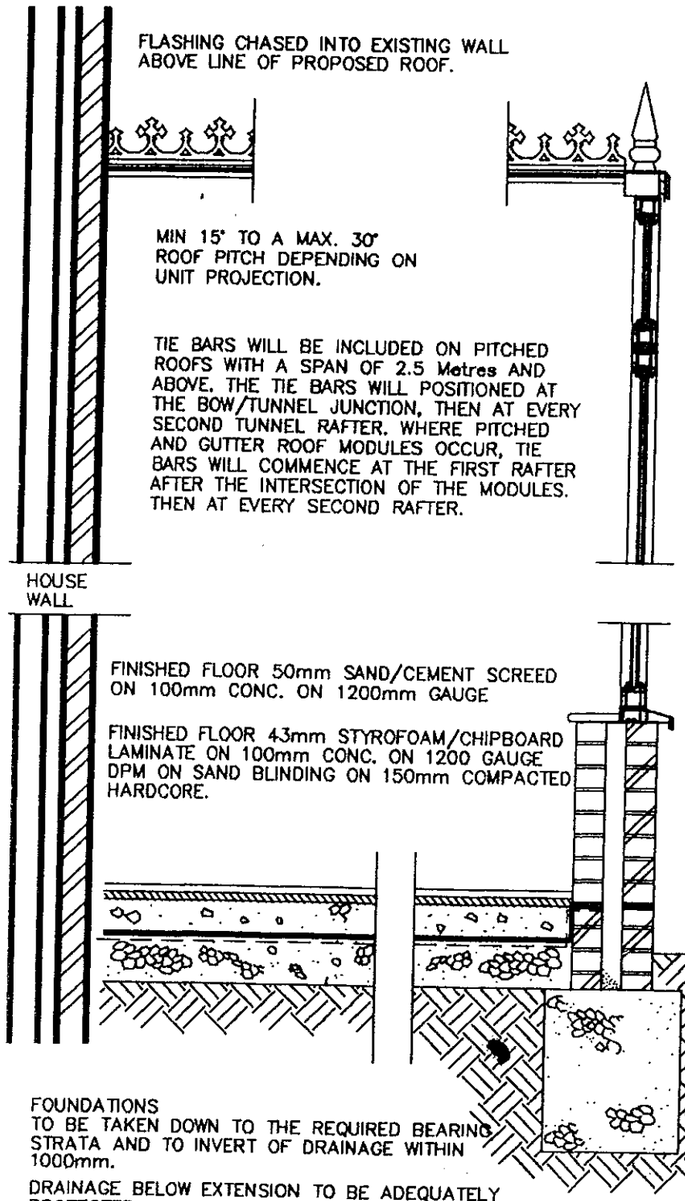

ROOF COMPRISES
STRUCTURAL ALUMINIUM, VENTILATED RIDGE, ALUMINIUM GLAZING BARS WITH PVC INTERNAL AND EXTERNAL CAPPINGS. ALUMINIUM EAVES BEAM (LOAD DISTRIBUTION MEMBER) SECURED TO TOP OF WALL FRAMES. ROOF GLAZING TO MULTI-CAVITY POLYCARBONATE OR GLASS SHEETS TO CLIENTS INSTRUCTIONS. ROOF DESIGNED IN ACCORDANCE WITH CP3 CHAPTER 5 (WIND LOADING) AND BS 6399 PART 3 (SNOW LOADING). ALL DESIGNED IN ACCORDANCE WITH CP118 (STRUCTURAL USE OF ALUMINIUM).

WALLS CONSTRUCTED IN ACRYLIC MODIFIED PVCu WITH STRUCTURAL ALUMINIUM REINFORCED SECTIONS AND GLAZED USING 24mm O/A TOUGHENED GLASS SEALED UNITS. GLAZING IN ACCORDANCE WITH B.S.6262. SEALED UNITS CONFORM TO B.S.5713. SAFETY GLASS (TOUGHENED) CONFORMS TO B.S.6206, CLASS A.

WHERE NEW BASEWALL / BRICKWORK GABLE ABUTTS EXISTING PROPERTY, FIXING SYSTEMS WILL BE USED IN ACCORDANCE TO B.S.1243.

DPC TO BS 743 AND A MINIMUM OF 150mm FROM GROUND LEVEL.

NOTE:- CONSERVATORIES WITH A PITCHED TRANSLUCENT ROOF, UNDER 30m² AREA, ARE NOT SUBJECT TO BUILDING REGULATIONS, PROVIDED IT IS BUILT AT GROUND LEVEL.

TYPICAL SECTION

NOTE:
This cross sectional drawing is shown as a "Typical Example" And is intended for information purposes only. Site Conditions and sub-soil bearing strata will dictate final Design.



DWG: SHT2RGBW REV: B

19.MAY2000* 1552

Anglian Home improvements

PROPOSED . PVCu Conservatory
AT . . . . . 17 Fairview Road
Wokingham
Berks.
RG40 2DN
FOR . . . . Mr. & Mrs. CHURCHER

APPROVED

SURVEYOR: PLEASE CONFIRM THAT ALL THE ABOVE DETAILS ARE CORRECT. . YES ✓

DATE.	REVISIONS.	BY.
2/5	HANDLES GOLD / CURVED . 2648 FRAME WIDTH	R.H.
	DENTIL MOULDING	

DRAWING No. 099-01538

Liam Gibson

DATE 26-4-00

BRANCH NAME

SURVEYOR.. R.HILL

DATE 02 05 00

The Company Surveyor has discussed the above survey with me and I agree to the designs and other details finalised during the Surveyor's visit and I understand that I must settle the account with the Installers upon completion.

Customers Signature ..... Date 2/05/00

Expected Installation Date: SUBJECT TO PLANNING

Comments on deferred installation: FINISH AS SOON AS POSSIBLE AFTER PLANNING GRANTED

Method of payment: OPTIONS

Code:

Confirmed with customer as: OPTIONS
(Anglian does not accept final balance payment by credit card.)

APPROVAL REQUIRED ✓ Where applicable

PLANNING PERMISSION	YES ☑	NO ☐	RESTRICTIVE COVENANTS	YES ☐	NO ☑
BUILDING REGULATION	YES ☐	NO ☑	HOUSING ASSOC. CONSENT	YES ☐	NO ☑
LISTED BUILDING CONSENT	YES ☐	NO ☑	BUILDERS CONSENT	YES ☑	NO ☐
CONSERVATION AREA	YES ☐	NO ☑	LANDLORDS CONSENT	YES ☐	NO ☑

Stepped flashing : code 4 patinated lead

Existing R.W.P and gulley rerouted around corner, conservatory downpipe linked into this system

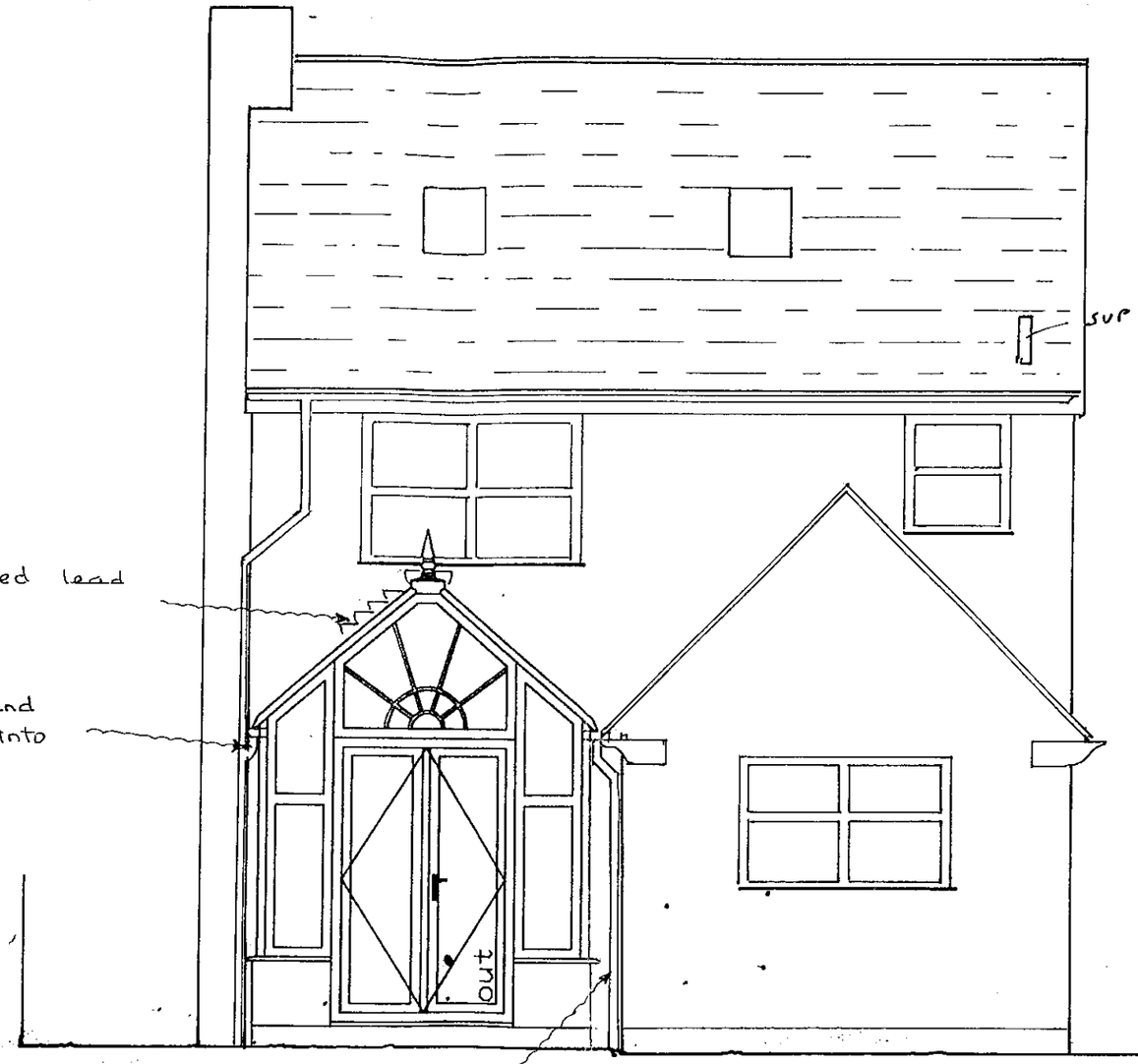

SPECIFICATION:

- 1 # double door where shown (open out)
- 1 # single door where shown (open out)
- 4 # top hung fanlight vents where shown
- high transoms where shown
- ridgeflow required
- 525mm basewall
- 40° roof pitch

APPROVED

Customers Signature	Date	Drawing No.	Property Elevation:	Unit Elevation:	Scale..	Drawn..
.....	2/05/00	099–01538	REAR	FRONT ELEVATION.	1:50	LG
					Date.. 26-4-00	Surveyor. R.HILL

WG: ENGNTBW | REV: C

SURVEYORS BASE PLAN

(TO ACCOMPANY ACTUAL BASE PLAN PROVIDED BY CONSERVATORY ADMIN.)

APPROVED

NOTES

ALL DIMENSIONS IN MILLIMETRES AND TO BE CHECKED ON SITE PRIOR TO COMMENCEMENT OF WORK.

ONLY FIGURED DIMENSIONS TO BE TAKEN FROM THIS DRAWING.

DO NOT SCALE OFF DRAWING.

ANY EXISTING BRICK VENTS TO BE DUCTED THROUGH PROPOSED BASE.

GROUND LEVEL TO BE LOWERED LOCALLY TO GIVE REQUIRED CLEARANCE FOR D.P.C.

SURFACE WATER TO BE DISCHARGED VIA NEW 68 DIA. RAINWATER DOWN PIPE AND SHOED INTO EXISTING SYSTEM ~~GRATING OVER GULLEY AND INTO 100 DIA. UPVC DRAIN BEDDING ON PEA SHINGLE TO FALL 1:40 min INTO NEW SOAKAWAY 5.0 m. MIN. AWAY FROM BUILDINGS, TO BE FILLED WITH HARDCORE, AGGREGATE AND PEA GRAVEL.~~

BUILD NEW 525 mm (7 COURSE) BASE WALL ABOVE D.P.C LEVEL OF UNIT.
BASE WALL TO BE CONSTRUCTED IN 100 MM THICK BLOCKWORK/~~BRICKWORK~~ INTERNALLY, 50 MM THICK CAVITY FILLED WITH FIBREGLASS INSULATION BATS, 100 MM THICK BRICKWORK EXTERNALLY, AND TO INCORPORATE D.P.C MIN 150 MM ABOVE GROUND LEVEL AND TO INCLUDE "BUTTERFLY" GALVANISED WIRE TYPE WALL TIES STAGGERED 900 MMM HORIZONTALLY, 450 MM VERTICALLY AND TO BE DOUBLED UP AROUND CORNERS AND REVEALS.
CLOSE INTERNAL SKIN AT JAMBS AGAINST 150 MM WIDE D.P.C
CAVITY BELOW GROUND LEVEL TO BE FILLED WITH LEAN MIX CONCRETE TO WITHIN 150 MM OF D.P.C. LEVEL OF UNIT.
ALL NEW VISIBLE BRICKWORK, INCLUDING BRICKWORK BELOW D.P.C. LEVEL AND ABOVE EXTERNAL GROUND LEVEL TO PERIMETER OF UNIT TO MATCH EXISTING HOUSE BRICKWORK (WHERE POSSIBLE).

KNOCKTHROUGH X2. MAKE GOOD THE REVEALS I CUSTOMER TO ARRANGE PHYSICAL BARRIER

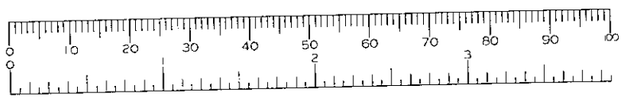

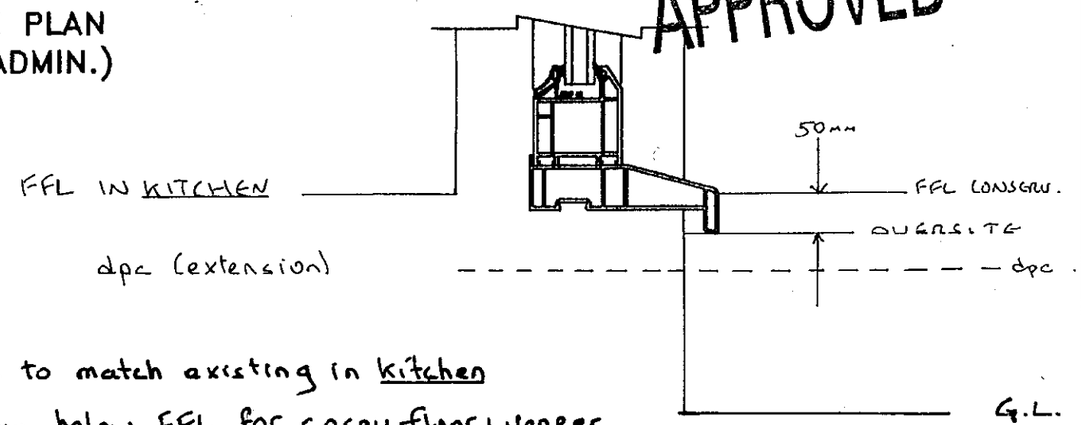

- dpc and FFL to match existing in kitchen
- Oversite 50mm below FFL for cosey-floor + veneer, (oversite will be above dpc, so shutter off door pockets)
- FFL will come level with conservatory door threshold

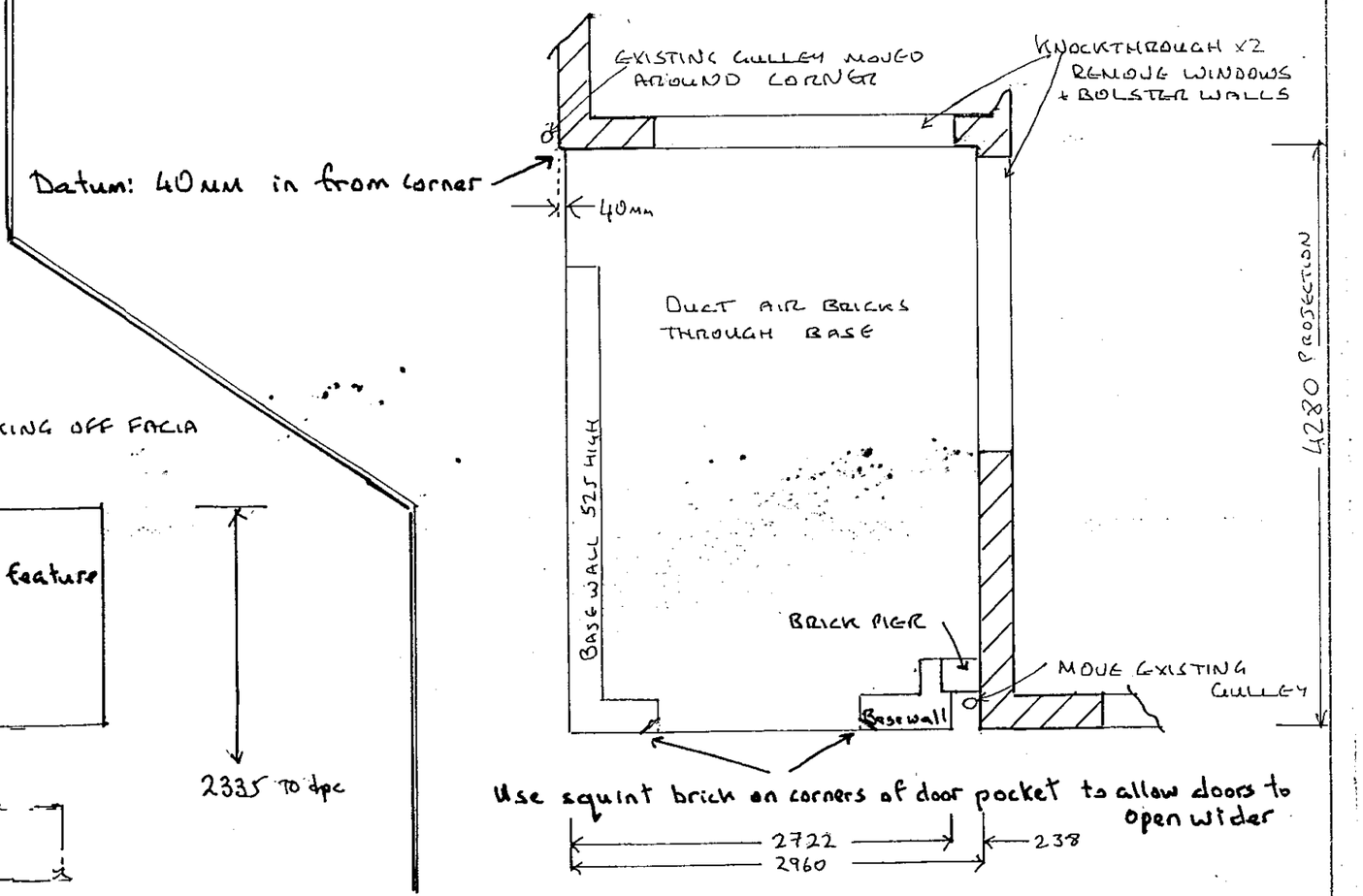

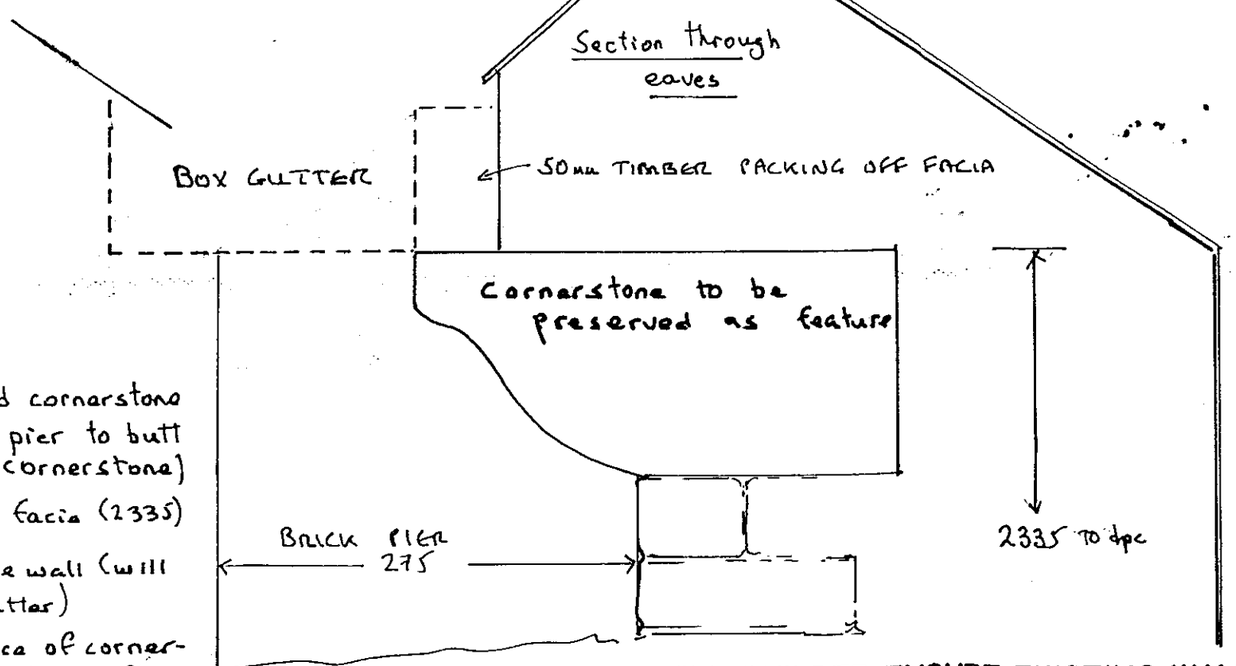

BRICK PIER:

Brick pier to be behind cornerstone feature. (front face of pier to butt against rear face of cornerstone)

Height: To underneath facia (2335)

Width: 275 from house wall (will support box gutter)

Depth: From rear face of cornerstone, to discretion of builder. Approx 250mm

NOTE- BUILDER ENSURE EXISTING WALLS ARE PLUMB PRIOR TO COMMENCEMENT OF BASEWORKS.

mers Signature	Date		Drawing No.	Unit Elevation.	Scale.. 1:50 / Drawn.
	2/05/00		099-01538	BASE LAYOUT.	Date.. / Signature

APPROVED

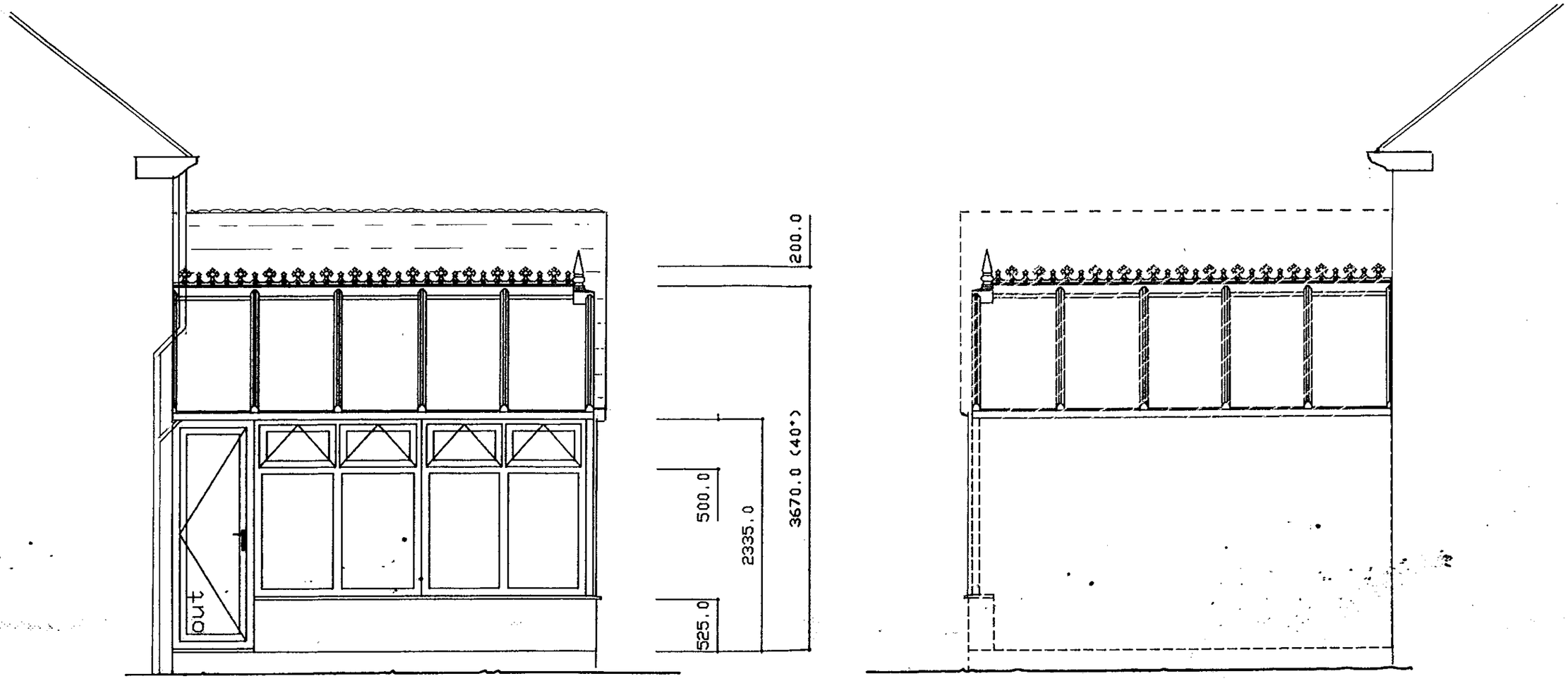



omers Signature	Date	Drawing No.	Property Elevation:	Unit Elevation:	Scale..	Drawn..
[signature]	2/05/00	099-01538	SIDE	SIDE ELEVATIONS.	1:50	[signature]
					Date..	Surveyor.