5/6 - NC SHE notice

APPLICATION NO:
F/2000/1561 ✓

LOCATION:
138 Barkham Road, Wokingham.

APPLICANT:
Mr Mrs Brown C/O Excel Design

PROPOSAL:
Proposed internal alterations and covered link between house and garage

EARLIEST DATE FOR DECISION: **29/06/2000**
28 day members exp: 03/07/2000
APPLICATION EXPIRY DATE: **17/07/2000**

CASE OFFICER: **Natalie Brown**

RAILEX
Marbleboard

WOKINGHAM DISTRICT COUNCIL

TOWN AND COUNTRY PLANNING ACTS

Notification of Approval of Permission

Mr Mrs Brown
C/O Excel Design
17 Gorse Ride South
Finchampstead
Berkshire
RG40 4EH

Application Number: F/2000/1561

Parish: **WOKINGHAM**

Location: **138, Barkham Road, Wokingham.**

Proposal: **Proposed internal alterations and covered link between house and garage**

The Wokingham District Council in pursuance of their powers under the above Acts and Regulations hereby **Approve Permission** for carrying out the above development in accordance with the application and the accompanying plans submitted to the Council subject to compliance with the following conditions, the reasons for which are specified hereunder.

Condition
1. The development hereby permitted shall be begun before the expiration of five years from the date of this permission.

Condition
2. All new external work shall be carried out in materials that resemble in size, colour and texture, those of the existing building.

Reason
1. In pursuance of Section 91(1) of the Town and Country Planning Act 1990.

Reason
2. To ensure a satisfactory external appearance.

John Mitchell
Development Control Manager
Date: 07/07/2000

If this notice grants permission to proceed with the proposal the applicant is reminded that it relates to planning permission only and does not constitute approval under any other legislation including Building Regulations.

Received by Wokingham District Council

Application No: F/2000/1561

Proposal:
Proposed internal alterations and covered link between house and garage

Location:
138, Barkham Road, , Wokingham.

The application is available for inspection at Wokingham District Council's offices during the following times:

PLANNING DEPARTMENT, SHUTE END, WOKINGHAM TEL (0118) 974 6428
8.30 - 5.00 Monday - Thursday & 8.30 - 4.00 Friday

WOODLEY LIBRARY HEADLEY ROAD WOODLEY (9.30am - 7.00pm Mon, Thurs & Fri. 9.30am - 5.00pm Tues, 9.30am - 1.00pm Saturday. closed all day Wednesday). If you intend to view this application at Woodley Library (see details above) please allow 4 days from the date of this notice for delivery of plans.

Comments should be sent in writing QUOTING THE APPLICATION NUMBER to the Case Officer Natalie Brown P.O. Box 157 Council Offices, Shute End, Wokingham Berkshire, RG40 1WR to arrive on or before 29/06/2000. Written comments submitted will become available for public inspection.

In view of the very large number of planning applications and letters of comment received, it will not normally be possible for an individual reply to observations made. However any comments will be taken into account when the application is determined and you will be notified of the decision.

Head Planning and Transportation

05 June 2000

**********FILE COPY**********

Tel: (0118) 974 6492

Date: **05 June 2000**

My ref: F/2000/1561

CONFIDENTIAL

Councillor Marinos
10 Wildcroft Drive
Wokingham
RG40 3NY

Environmental Services Department
Planning Services
P.O. Box 157
Shute End, Wokingham
Berkshire RG40 1WR
Tel: (0118) 974 6000
Fax: (0118) 974 6484
Minicom No: (0118) 974 6991
DX: 33506 – Wokingham

Dear Councillor

Application Number: F/2000/1561
138, Barkham Road, , Wokingham.
Proposed internal alterations and covered link between house and garage

I write to let you know that the above mentioned house holder application has been received

At this stage a recommendation has not yet been made. This form should only be returned if it is likely that you may wish the application to be listed for consideration by the Development Control Sub-Committee. This form must be received no later than 28 days from the date of this letter.

If you have any questions please do not hesitate to contact **Natalie Brown** on **(0118) 974 6492**.

Yours faithfully,

John Mitchell

John Mitchell
Development Control Manager

LISTING FORM

Case officer: **Natalie Brown** Application Number: **F/2000/1561**
138, Barkham Road, , Wokingham.
Proposed internal alterations and covered link between house and garage
I wish this application to be listed should the officers recommendation be for_____
and my reason(s) are_____
_____
_____

Signed: _____ Date: _____
Councillor Marinos

**********FILE COPY**********

**********FILE COPY**********

Tel: (0118) 974 6492

Date: **05 June 2000**

My ref: F/2000/1561

CONFIDENTIAL

Councillor Morgan
Valois Farm
Range Road
Wokingham
RG40 3NR

Environmental Services Department
Planning Services
P.O. Box 157
Shute End, Wokingham
Berkshire RG40 1WR
Tel: (0118) 974 6000
Fax: (0118) 974 6484
Minicom No: (0118) 974 6991
DX: 33506 – Wokingham

Dear Councillor

Application Number: F/2000/1561
138, Barkham Road, , Wokingham.
Proposed internal alterations and covered link between house and garage

I write to let you know that the above mentioned house holder application has been received

At this stage a recommendation has not yet been made. This form should only be returned if it is likely that you may wish the application to be listed for consideration by the Development Control Sub-Committee. This form must be received no later than 28 days from the date of this letter.

If you have any questions please do not hesitate to contact **Natalie Brown** on **(0118) 974 6492**.

Yours faithfully,

John Mitchell

John Mitchell
Development Control Manager

LISTING FORM

Case officer: **Natalie Brown** *Application Number:* **F/2000/1561**
138, Barkham Road, , Wokingham.
Proposed internal alterations and covered link between house and garage
I wish this application to be listed should the officers recommendation be for_____
and my reason(s) are_____
_____
_____

Signed: _____ Date: _____
Councillor Morgan

**********FILE COPY**********

**********FILE COPY**********

Tel: (0118) 974 6492

Date: **05 June 2000**

My ref: F/2000/1561

CONFIDENTIAL

Councillor Hudson
4 Sapphire Close
Wokingham
RG41 3DU

Environmental Services Department
Planning Services
P.O. Box 157
Shute End, Wokingham
Berkshire RG40 1WR
Tel: (0118) 974 6000
Fax: (0118) 974 6484
Minicom No: (0118) 974 6991
DX: 33506 – Wokingham

Dear Councillor

Application Number: F/2000/1561
138, Barkham Road, , Wokingham.
Proposed internal alterations and covered link between house and garage

I write to let you know that the above mentioned house holder application has been received

At this stage a recommendation has not yet been made. This form should only be returned if it is likely that you may wish the application to be listed for consideration by the Development Control Sub-Committee. This form must be received no later than 28 days from the date of this letter.

If you have any questions please do not hesitate to contact **Natalie Brown** on **(0118) 974 6492**.

Yours faithfully,

John Mitchell

John Mitchell
Development Control Manager

LISTING FORM

Case officer: **Natalie Brown** Application Number: **F/2000/1561**
138, Barkham Road, , Wokingham.
Proposed internal alterations and covered link between house and garage
I wish this application to be listed should the officers recommendation be for_____
and my reason(s) are_____
_____
_____

Signed: _____ Date: _____
Councillor Hudson

**********FILE COPY**********

WORK SHEET FOR : Natalie Brown

Application Number : F/2000/1561

Applicant : Mr Mrs Brown C/O Excel Design.

Location : 138, Barkham Road, , Wokingham.
Proposal : Proposed internal alterations and covered link between house and garage

Site Notice Displayed ? :

YES	NO	DATE
	✓	19/6

Date of Neighbour Notifications : .....

Date of Site Visit : 19/6/2000

Date Registered : 22/05/2000

Earliest Date for Decision : 29/06/2000

Latest Consultation Date/Site Notice Expiry Date : 29/06/2000

Application Expiry Date: 17/07/2000

Consultation Responses :
WOK TC: 26/6 - no objections -
Neighbours/SN: none received.

Planning Issues : (ID'd sett). Green route & green corridor).

1) Impact upon neighbouring properties } WBE1
2) Impact upon the streetscene. } SBE1 & 2.
(Green route/corridor WBE12, SW2).

(exceeding height of existing roof & fronts highway)
Garage is detached & within 5m and will become linked - P.D vol has been exceed: →
Garage vol = 10 × 2.6 × 2.2 = 57.2m³, linkage vol = $\frac{3+2.2}{2}$ × 7 × 1 ⇒ 18.2m³

Application Number: F/2000/1561

Appraisal :

• Development: Covered link between house & garage. This will a monopitched roof between the garage & house & will be the length of garage adjoining the house. There is fencing & shrubs at the front of 138, hedging & shrubs with 136 & fencing shrubs with 136 at side/rear. The link between garage/house ~~with~~ would be ~ 5m from the boundary with No 136.

1&2) Impact upon neighbouring properties/streetscene. It is considered that the proposed development would have no adverse impacts to neighbours & streetscale. Materials would match existing & there would be no overlooking/overshadowing/overbearing

Recomendation : Approval: ☑ **Refusal:** ☐
(tick appropriate box)

Application Number F/2000/1561
Conditions/Reasons for Refusal

No	Std Con	Std Reas	Non Std Conditions / Reasons for Refusal
	SC01	SR02	
	SC53	SR12	WORK

RECORD OF SITE VISIT

SITE ADDRESS: 138 Barkham Road Wokingham.

APPLICATION NUMBER: F/2000/1561

OFFICER: Natalie Brown

DATE OF SITE VISIT: 19/6/2000

1 SITE/STATUTORY NOTICE DISPLAYED ? X

2. DESCRIPTION OF SURROUNDINGS
Residential - set back from Barkham Rd.
Detached - varying in style/design.

3. DESCRIPTION OF SITE/BUILDING
front: driveway.
Rear Garage is set back slightly from boundary.



1st floor side window. for neighbour garage. drain down on side of dwelling.

4. RELATIONSHIP TO ADJOINING PROPERTIES
Detached (see plan).
New properties are rear but well away from boundary proposal will not affect № 136.

5. SITE CONSTRAINTS

TREES

ACCESS/PARKING

LEVELS

BOUNDARY TREATMENT fencing & shrubs/trees at rear.
hedging/shrubs with 136 at rear.

OTHERS fencing/shrubs between 136/138 at side/rear.

WOKINGHAM D.C. DEVELOPMENT CONTROL

Start date: 22 MAY 2000	Map No. 75B Site 0098
Officer: NB / Application No. F/2000/1561	Easting: ..... Flood Pln .....
	Northing: ..... Mineral .....

Level: ☐ Sub Committee ☑ Delegated ☐ Sec. State

☐ Incorrect Fee ☐ Invalid ☐ PD

Description:
(F.) PROPOSED INTERAL ALTERATIONS AND COVERED LINK BETWEEN HOUSE AND GARAGE

Location: 138 BARKHAM ROAD

Parish: WOKINGHAM Ward: Evendons 5.6.2000

Applicant: MR / MRS BROWN

Fee Received 95-00 Required ..... Additional ..... Refund .....

Enforcement Section (13) to be notified ☐ tick if required

Additional information required for validation

		Reason	Requested	Received
1	1:2500 OS location plan showing property edged in blue/red			
2	1:500 block plan showing existing & proposed dev. + adj. Properties			
3	Forms unsigned			
4	Correct S 66 certificate			
5	Elevation plans	FRONT ELEVATION?	5-6.	
6	Floor plans			
7	Metric scale disclaimer			
8	Encroachment letter			
9	Miscellaneous			

APPLN NO. _____

ACTION REQUIRED BY DEVELOPMENT CONTROL

Conservation Area .....

Listed Building 1 2 2*

Advertisement Required .....

Date Site Notice Sent : 5.6.2000 Parish Council Informed - YES / NO

INTERNAL CONSULTATIONS

Building Control	NF: .....
Landscape	NK: .....
Trees	NK: .....
Conservation Officer	NK: .....
Environmental Health	NA: .....
Housing	NA: .....
Leisure & Cultural services	PA: .....
Public Rights of Way	PA: .....
Property	NG: .....
District Secretary (only if called in by SOS)	MA: .....
Policy & Plans	QA: .....
Strategic Planning (JSPU)	HA: .....
Minerals (BABTIE)	GA: .....
Archaeological Site (BABTIE)	: .....
Education	AP: .....
Social Services	BT: .....
Highways	XA: .....

EXTERNAL CONSULTATIONS

Adjacent D P A	: .....
Adjacent Parish	: .....
Southern Electricity Board	BN: .....
British Gas	BM: .....
PSA Oil Pipeline	BD: .....
Transco	: .....
Environment Agency	BP: .....
Rail Track	BI: .....
Police Arch. Liaison Officer	PC: .....

HERITAGE BODIES

The Georgian Group	KC: .....
Ancient Monuments Society	KA: .....
Council for British Arch.	KB: .....
RCHME	KF: .....
Telecommunications (NRPB)	: .....
Sport England	: .....

OTHERS:

NO pre-apps

NEIGHBOURS:

SLN + 136, 148, 155, 157 + 159 Barkham Rd

5, 6 + 7, Wheeler close

WOKINGHAM TOWN COUNCIL CONSULTATION SHEET

Case officer: Natalie Brown

Application Number: F/2000/1561

Proposal: Proposed internal alterations and covered link between house and garage

Site Address: 138 Barkham Road, Wokingham.

Applicant: Mr & Mrs Brown C/O Excel Design

Your observations are required in respect of this application by **29/06/2000**

No objection

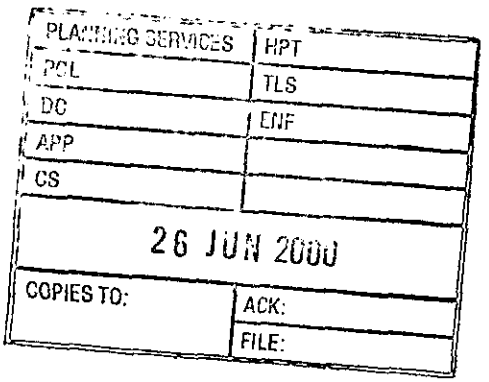

SIGNED: _____ **DATE:** 22/06//00

CLERK TO Wokingham Town Council

By hand 21/5/00

1959/a

22 MAY 2000 * 1561

HOUSEHOLDER PLANNING APPLICATION

Please answer all questions in CAPITAL letters. If any question does not apply, put N/A in the space.
Please submit 6 copies of the completed form and your plans to: Planning Department, Wokingham District Council, PO Box 157, Shute End, Wokingham, Berkshire, RG40 1WR.
Notes to help you fill in the form are attached.
If you still have any questions about the form, please call Ian Jordan on 01734 778763.

For office use only
Application No.

You can use this form for applying for full permission only for:

* extensions
* loft conversions
* garages and outbuildings
* garden fences or walls
* new or altered access

This form is for householders (and their agents) occupying houses or bungalows only. You must use the General Planning Application form for all other types of application.

1.	YOUR NAME	MR N D BROWN
	ADDRESS	13 & BARKHAM RD WOKINGHAM
	POST CODE	Tel. No.
2. If you have an agent and want all correspondence to be sent to them	AGENT'S NAME	EXCEL DESIGN LTD
	ADDRESS	17 GORSE RIDE SOUTH FINCHAMPSTEAD
	POST CODE	RG40 4EN Tel. 01189737336
3. On the plans outline the whole site in RED. Any OTHER land in your ownership or control outline in BLUE.	SITE LOCATION	13 & BARKHAM RD WOKINGHAM
4. Give brief details of the proposal e.g. two storey side extension.	ABOUT THE APPLICATION	INTERNAL ALTERATIONS

5. ARE THERE ANY TREES ON THE SITE? YES / NO
If YES, please show their positions, spread, and species of the trees on the plans. Indicate any which are to be felled.

6. PLEASE LIST THE EXTERNAL MATERIAL TO BE USED — BRICK & TILE TO MATCH.

7. WILL PEDESTRIANS/VEHICLES ACCESS THE SITE? YES / NO
Please show details of the existing access and any proposed changes on the plans.

8. WILL THE CAR PARKING PROVISION AT THE SITE BE CHANGED? YES / NO
If YES, please show details of any changes on the plans.

9. DOES A PUBLIC RIGHT OF WAY TOUCH OR CROSS THE SITE? YES / NO
If YES, please show the route and any proposed alternative on the plans.

10. CHECK LIST Please ensure that you enclose the following:-

(a) 6 copies of this form, signed and dated ✓
(b) The fee (the current scale of fees is attached) ✓
If no fee is payable please say why below

(c) 6 copies of plans and drawings ✓
(i) 1:2500 scale location plan with application, site outlined in red.
(ii) 1:500 scale site layout plan showing position of adjoining dwellings
(iii) 1:100 or 1:200 scale floor plans and elevations

11. CERTIFICATE OF OWNERSHIP (SECTION 66 TOWN AND COUNTRY PLANNING ACT 1990)
Please delete either Certificate A or Certificate B below. If neither apply you must complete a full certificate obtainable from the Planning Department.

(a) "Owner" means a person having a freehold interest or leasehold interest the unexpired term of which is not less than 7 years.

CERTIFICATE A

I certify that:

* at the beginning of the period of 21 days ending with the date of the accompanying application nobody, except the applicant, was the owner (a) of any part of the land to which the application relates.

* None of the land forms part of an agricultural holding.

CERTIFICATE B

I certify that:

* I have/The applicant has * given the required notice to everyone else who, at the beginning of the period of 21 days ending with the date of the accompanying application was the owner (a) of any part of the land to which the application relates, as listed below.

Owner's (a) name	Address at which notice was served	Date on which notice was served

* None of the land forms part of an agricultural holding

SIGNED [signature] ON BEHALF OF Messrs Brown

DATE 18-5-05

ADDRESS 138 BARKHAM ROAD PARISH WOKINGHAM

PLOT No. ORD. SHEET No. SU. 7968 71

BUILDER

Plan No.	Applicant	Description of Development	Date of Decision	Decision
0/27/60	* MR. L. R. MORTIS	DETACHED HOUSE & GARAGE	11.8.60	C/A
B/32/60 490r	"	"	9.6.60	APP C/A
98/68253/A	Millgate Homes	7 Det. Houses & Garages & Access Rd. Exts.	30.12.98	C/A
FP99/8652	Mr. M. Trussler	1st Fl/S Ext.	4.5.99	APP

DATE OF COMPLETION

MINISTRY DECISION * only relevant to no. 138.

SPECIAL ORDERS (2 entries below = Barkham Gate).

DRAINAGE

091074

22.MAY2000* 1561

Client:

Mr and Mrs Brown
138 Barkham Road
Wokingham
Berkshire

22 MAY 2020* 15:01

Project:

Internal Alterations

Location:

138 Barkham Road
Wokingham
Berkshire

Excel Design
XLØØ645

Drawing Number	Drawing List	Drawings Included
1	Title Page	✓
2	Contents	✓
3	Location Plan	✓
4	Block Plan	✓
5	Notes 1	✓
6	Notes 2	✓
7	Notes 3	
8	Front Elevations	
9	Left Side Elevations	✓
10	Right Side Elevations	
11	Rear Elevations	✓
12	Ground Floor Plans 1	✓
13	Ground Floor Plans 2	✓
14	First Floor Plans 1	
15	First Floor Plans 2	
16	Second Floor Plan	
17	Section	✓
18	Section	

CLIENT:	Mr and Mrs Brown, 138 Barkham Road, Wokingham.	DESCRIPTION: Drawing List	
PROJECT:	Infill extension	SCALE:	DRAWING No: 00645/ 2
DATE:	April 2000	REVISION:	

DRAWING MUST BE READ WITH NOTES. DIMENSIONS AND DETAILS TO BE CHECKED ON SITE BEFORE PRICING AND CONSTRUCTION

© COPYRIGHT RESERVED

Excel Design

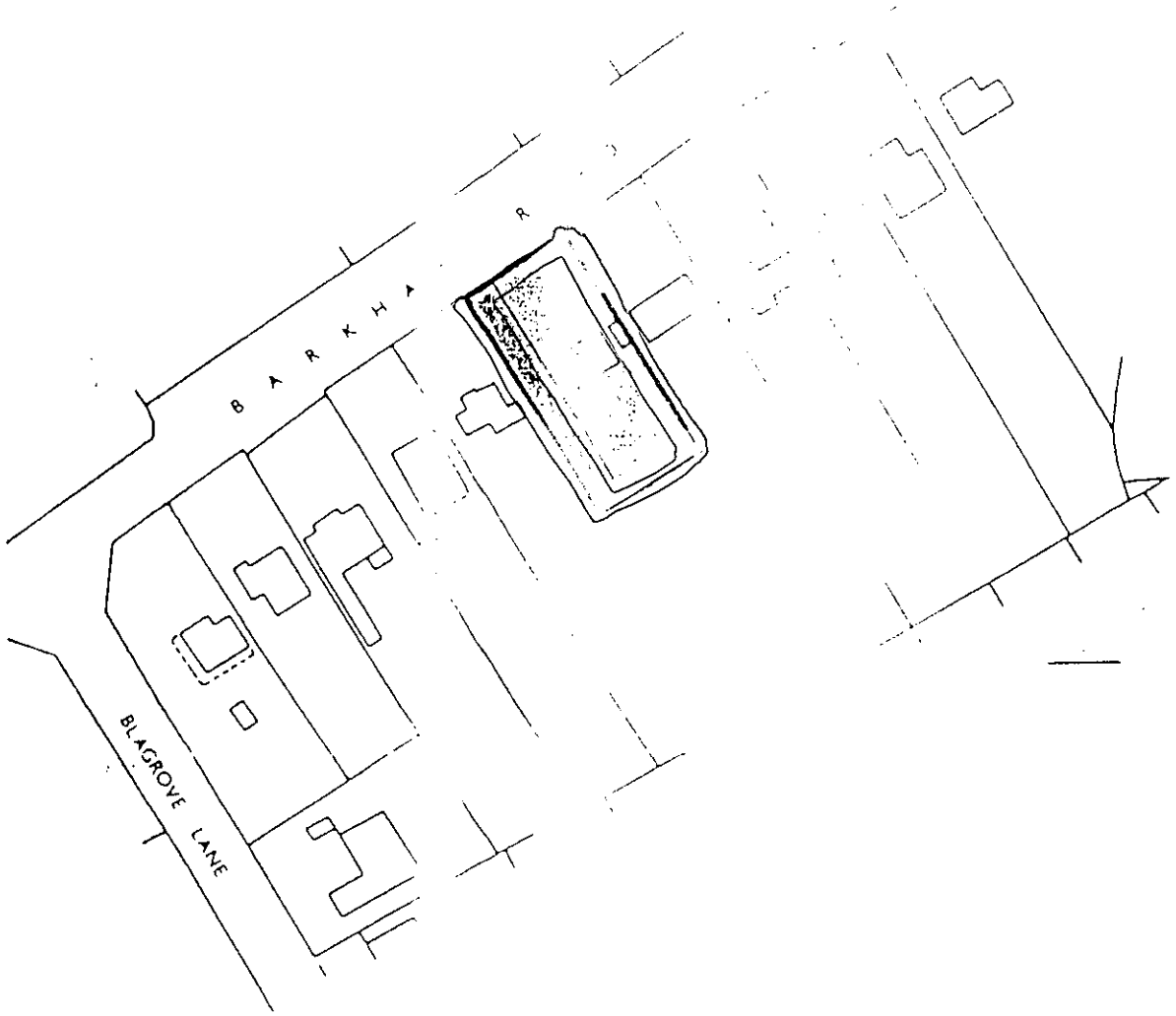

APPROVED

CLIENT:	Mr and Mrs Brown, 138 Barkham Road, Wokingham.	DESCRIPTION:	Location Plan	
PROJECT:	Infill extension	SCALE:	1:1250	DRAWING No: 00645/ 3
DATE:	April 2000	REVISION:		

DRAWING MUST BE READ WITH NOTES. DIMENSIONS AND DETAILS TO BE CHECKED ON SITE BEFORE PRICING AND CONSTRUCTION

© COPYRIGHT RESERVED

Excel Design

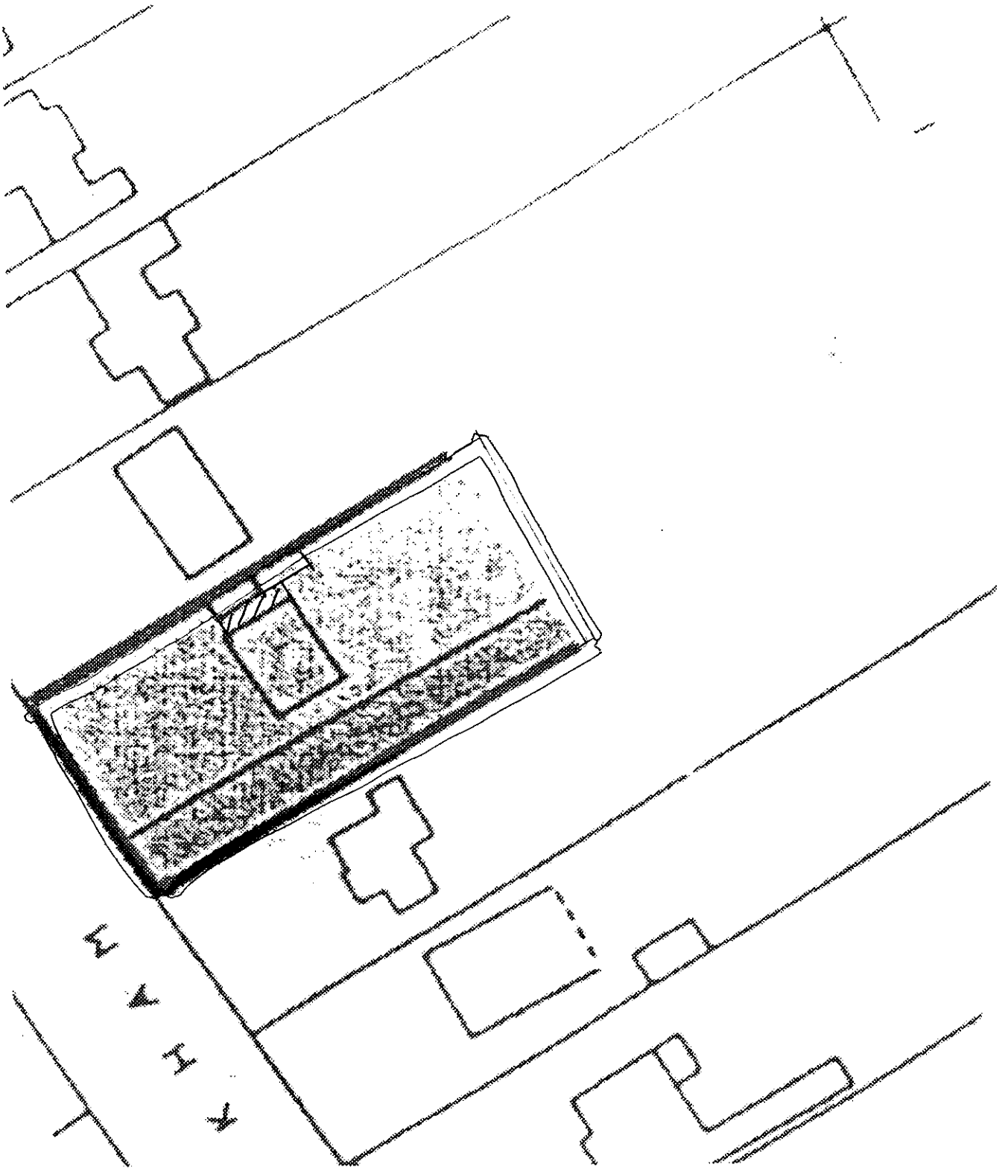

APPROVED

CLIENT:	Mr and Mrs Brown, 138 Barkham Road, Wokingham.	DESCRIPTION:	Block Plan		
PROJECT:	Infill extension	SCALE:	1:500	DRAWING No:	00645/ 4
DATE:	April 2000	REVISION:			

DRAWING MUST BE READ WITH NOTES. DIMENSIONS AND DETAILS TO BE CHECKED ON SITE BEFORE PRICING AND CONSTRUCTION

© COPYRIGHT RESERVED

Excel Design

These drawings have been prepared for the purpose of obtaining Planning and/or Building Regulation approval. They are not intended as a work specification or as detailed working drawings. Those carrying out the work must satisfy themselves of all dimensions and details before pricing and construction. No work should be carried out until all the necessary approvals have been obtained and the building inspector has been notified of the intention to start work.

There must be no encroachment on neighbouring property without prior written agreement between respective parties and in accordance with the requirements of the Party Wall Act.

GENERAL NOTES
(Not a specification)

1. FOUNDATIONS
   Existing foundation to be laid open for inspection when and where required by the building inspector.

2. D.P.C
   Polymer type of d.p.c's to all walls minimum 150mm above ground level. 150 mm wide x 14 mm Dampcor or similar d.p.c to all cavity closers fitted in accordance with manufacturers specification. D.p.c to lap d.p.m minimum 50mm. D.p.c to be continuous with existing.

3. GROUND FLOOR SLAB
   Floor finish to line with existing as shown on section drawng.

4. EXTERNAL WALLS
   150 and 100 x 50 mm timber studding at 400 mm vertical c-c, 12.5 mm plaster board and skim.

5. INTERNAL WALLS
   150 and 100 x 50 mm timber studding at 400 mm vertical c-c, 12.5 mm plaster board and skim.

6. JOINERY
   All softwood to be pressure impregnated preservative treated to B.S 4072.

7. GLAZING
   All doors and windows to be fitted with double glazed factory sealed units. Full height glazed screens and doors to be fitted with class B safety glass. All opening lights to give minimum 1/20th floor area in ventilation. All windows fitted with 8000 mm^2 trickle ventilator.

8. PITCHED ROOF
   plain tiles to match existing to be fixed in accordance with manufacturers specification. on 38 x 25mm softwood treated battens on untearable roofing felt to B.S 747. Timber sizes as section drawing. 100 x 75mm softwood wall plate anchored to walls using mild steel galvanized straps at 1200mm centers. Ceiling finished with 12.5mm foil backed plaster board fully nogged and finished to match existing. 65 mm Celotex or similar insulation laid between joists. Provide mild steel galvanized gable straps at 1000mm centers fixed to 3 No. rafters and wall. 25mm thick softwood fascia and soffite to match existing with continuous ventilation to give cross ventilation.

9. FLAT ROOF
   12 mm chippings hot bonded on three layer felt roof, laid on 19 mm W.B.P plywood on firrings to fall 1:60. on joists as specified on section drawing. 100 x 75 mm softwood wall plate anchored to walls using mild steel galvanized straps at 1200 mm centers. Fix 25 mm thick softwood fascia and 6 mm w.b.p external quality plywood soffite Ceiling finished with 12.5 mm foil backed plaster board fully nogged and finished to match existing. 200 mm fiberglass quilt insulation laid between joists.

10. STRUCTURAL STABILITY/ STRUCTURAL TIMBERS
    Where ceiling and floor joists run parallel to external walls, lateral restraint to be achieved by metal straps at 1200 mm centres spanning three joists. Provide mild steel galvanized gable straps at 1000 centres fixed to three rafters and wall. Wall plates to be anchored down with 30 x 5 mm straps at 2m centres.

APPROVED

CLIENT:	Mr and Mrs Brown, 138 Barkham Road, Wokingham.	DESCRIPTION: Notes	
PROJECT:	Infill extension	SCALE:	DRAWING No: 00645/ 5
DATE:	April 2000	REVISION:	

DRAWING MUST BE READ WITH NOTES. DIMENSIONS AND DETAILS TO BE CHECKED ON SITE BEFORE PRICING AND CONSTRUCTION

© COPYRIGHT RESERVED

Excel Design

GENERAL NOTES
(Not a specification)

11. STEELWORK
All steelwork to engineer's calculations and encased in 2 layers of 12.5mm plasterboard with staggered joints and 7mm vermiculite plaster skim to give 1/2 hour fire resistance.

12. MECHANICAL VENTS
Kitchen -provide mechanical vent extract unit through wall providing 60 liters per second minimum extract rate. Alternatively provide cooker hood giving 30 liters per second extract rate ducted through wall.

13. S.W. DRAINAGE
100 diameter half round gutters falling to 63 diameter rain water pipes connecting to 100 diameter below ground drain runs at minimum 1:60 fall to new soakaways in garden. Drains encased in 150mm peashingle. Soakaways minimum 5m away from buildings and $1m^3$ capacity minimum below pipe entry. Filled with hardcore and 75mm concrete capping with minimum 300mm top soil cover.

14. F.W. DRAINAGE
None

APPROVED

CLIENT:	Mr and Mrs Brown, 138 Barkham Road, Wokingham.	DESCRIPTION: Notes	
PROJECT:	Infill extension	SCALE:	DRAWING No: 00645/ 6
DATE:	April 2000	REVISION:	

DRAWING MUST BE READ WITH NOTES. DIMENSIONS AND DETAILS TO BE CHECKED ON SITE BEFORE PRICING AND CONSTRUCTION

© COPYRIGHT RESERVED

Excel Design

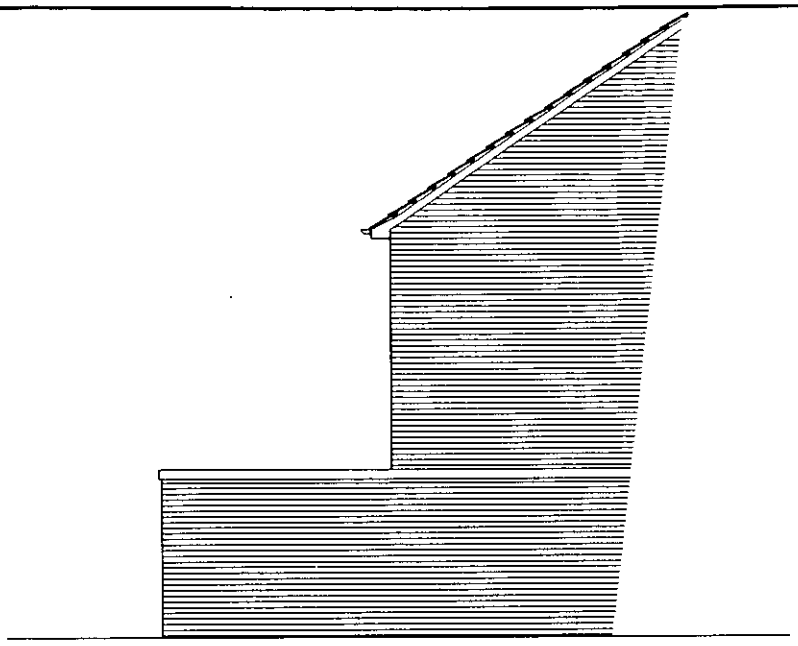

EXISTING LEFT SIDE ELEVATION
(Left side when viewed from front)

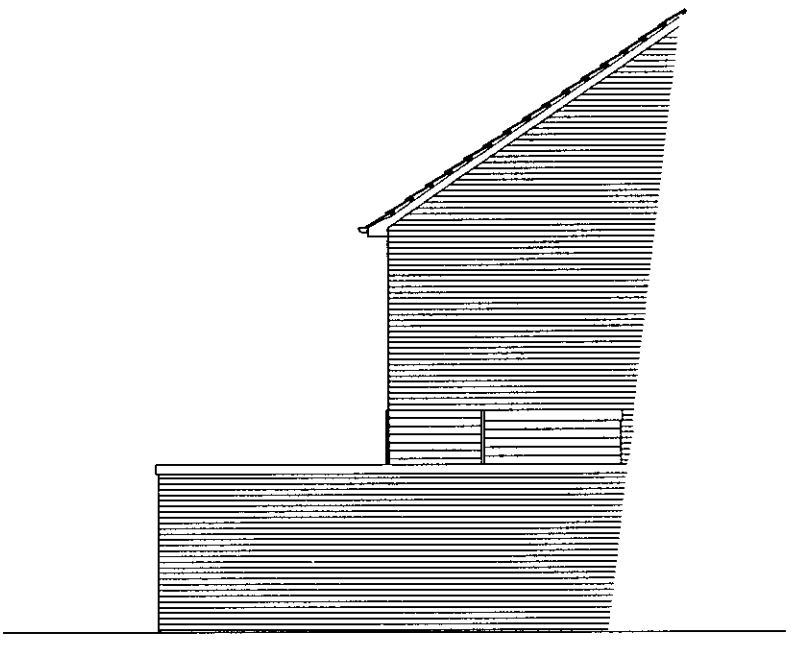

PROPOSED LEFT SIDE ELEVATION
(Left side when viewed from front)

CLIENT:	Mr and Mrs Brown, 138 Barkham Road, Wokingham.	DESCRIPTION:	Left Side Elevations		
PROJECT:	Infill extension	SCALE:	1:100	DRAWING No:	00645/ 9
DATE:	April 2000	REVISION:			

DRAWING MUST BE READ WITH NOTES. DIMENSIONS AND DETAILS TO BE CHECKED ON SITE BEFORE PRICING AND CONSTRUCTION

© COPYRIGHT RESERVED

Excel Design



EXISTING REAR ELEVATION

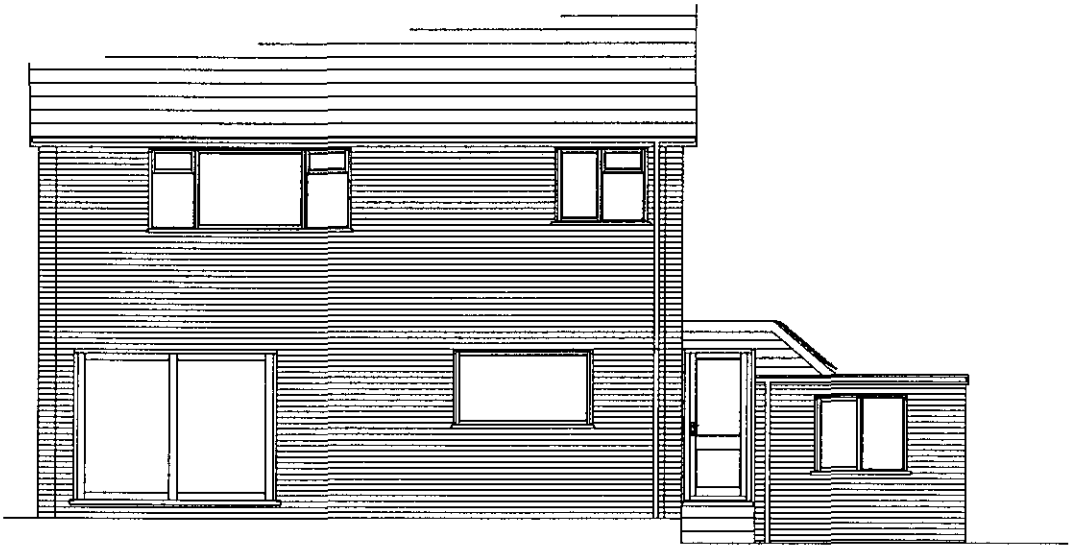

PROPOSED REAR ELEVATION

CLIENT:	Mr and Mrs Brown, 138 Barkham Road, Wokingham.	DESCRIPTION:	Rear Elevations		
PROJECT:	Infill extension	SCALE:	1:100	DRAWING No:	00645/ 11
DATE:	April 2000	REVISION:			

DRAWING MUST BE READ WITH NOTES. DIMENSIONS AND DETAILS TO BE CHECKED ON SITE BEFORE PRICING AND CONSTRUCTION

© COPYRIGHT RESERVED

Excel Design

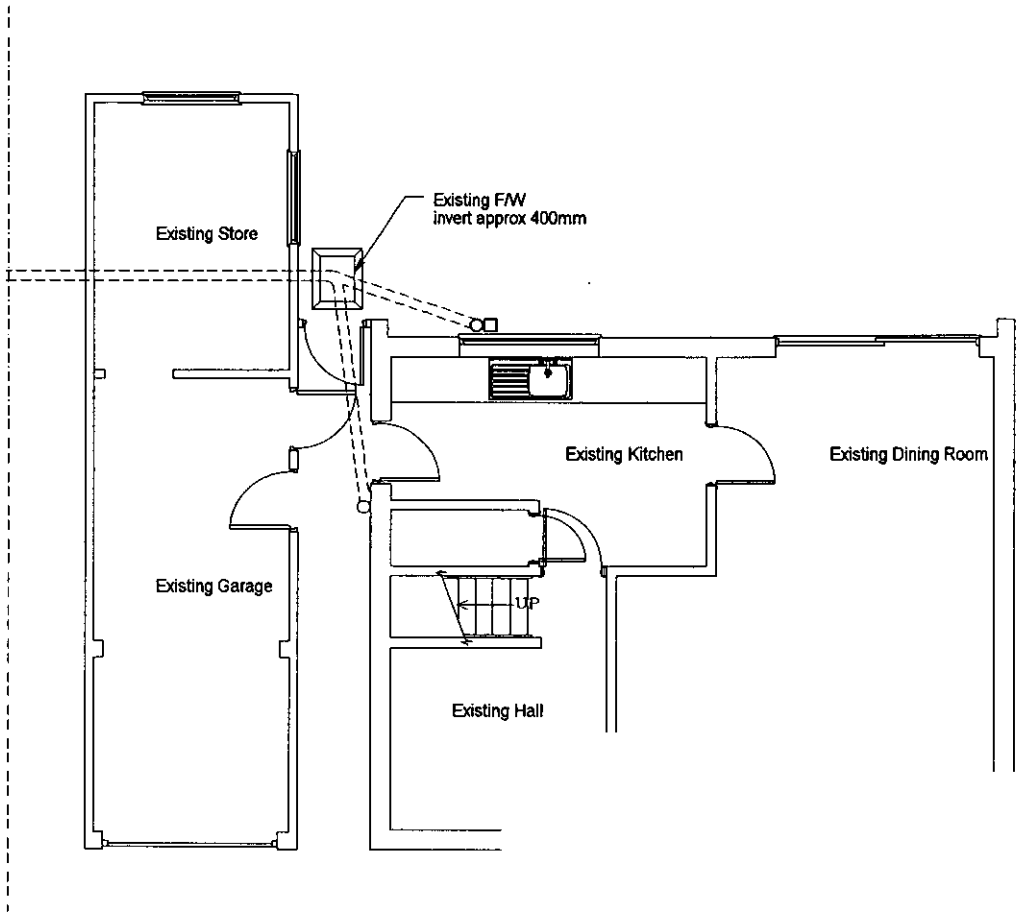

EXISTING GROUND FLOOR PLAN

APPROVED

CLIENT:	Mr and Mrs Brown, 138 Barkham Road, Wokingham.	DESCRIPTION:	Ground Floor Plans		
PROJECT:	Infill extension	SCALE:	1:100	DRAWING No:	00645/ 12
DATE:	April 2000	REVISION:			

DRAWING MUST BE READ WITH NOTES. DIMENSIONS AND DETAILS TO BE CHECKED ON SITE BEFORE PRICING AND CONSTRUCTION

(c) COPYRIGHT RESERVED

Excel Design

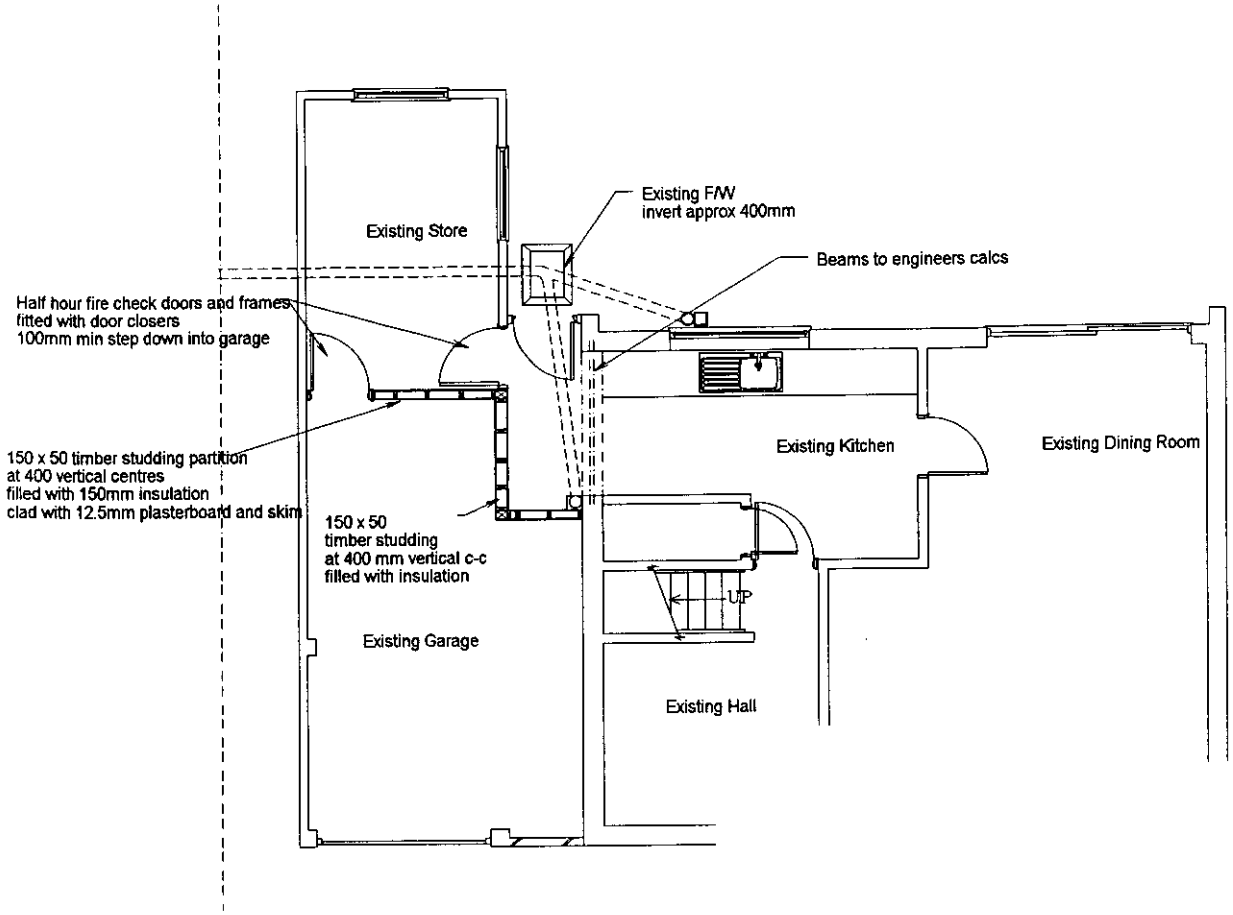

PROPOSED GROUND FLOOR PLAN

CLIENT:	Mr and Mrs Brown, 138 Barkham Road, Wokingham.	DESCRIPTION:	Ground Floor Plans		
PROJECT:	Infill extension	SCALE:	1:100	DRAWING No:	00645/ 13
DATE:	April 2000	REVISION:			

DRAWING MUST BE READ WITH NOTES. DIMENSIONS AND DETAILS TO BE CHECKED ON SITE BEFORE PRICING AND CONSTRUCTION

© COPYRIGHT RESERVED

Excel Design

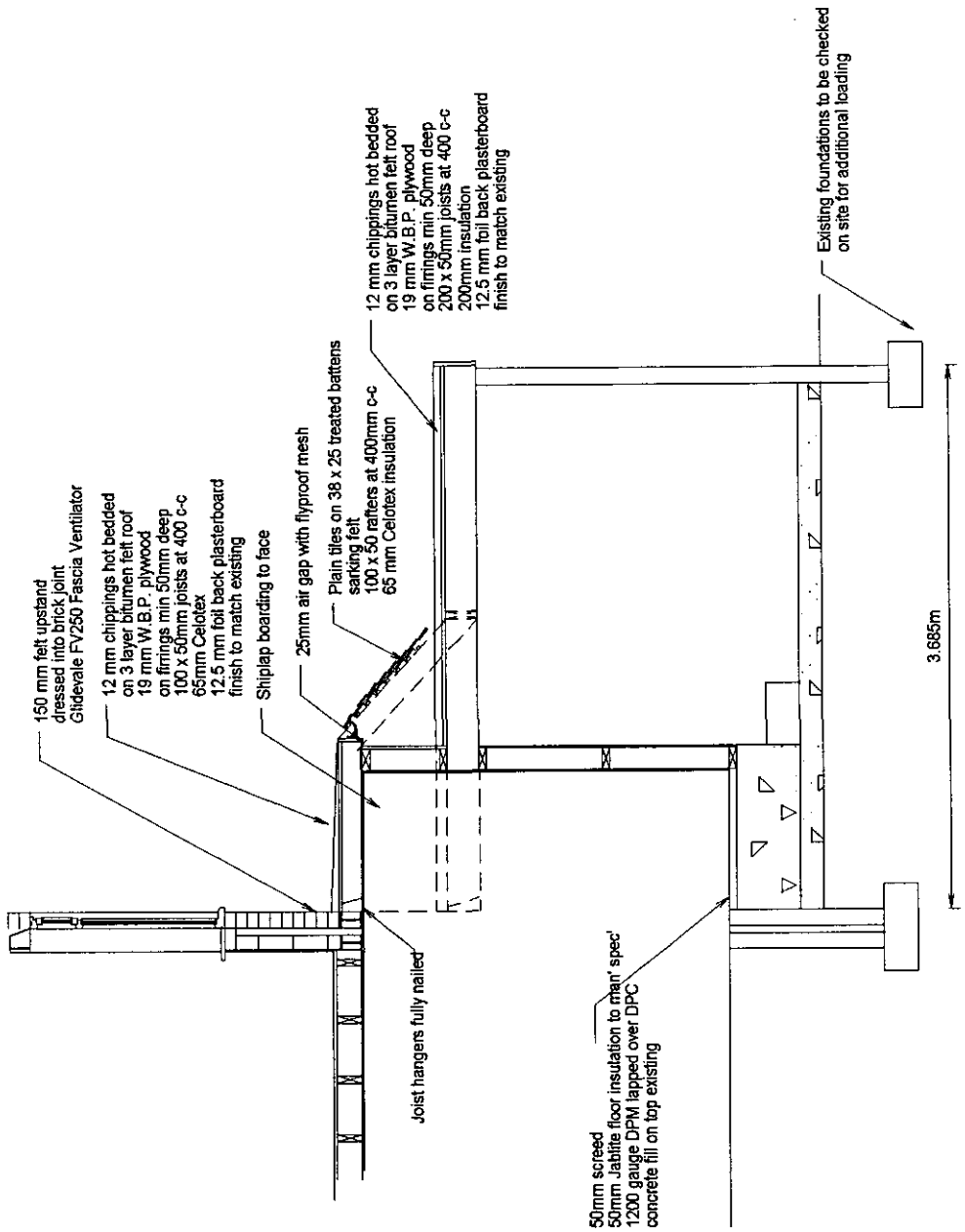

APPROVED

CLIENT:	Mr and Mrs Brown, 138 Barkham Road, Wokingham.	DESCRIPTION:	Section		
PROJECT:	Infill extension	SCALE:	1:50	DRAWING No:	00645/ 17
DATE:	April 2000	REVISION:			

DRAWING MUST BE READ WITH NOTES. DIMENSIONS AND DETAILS TO BE CHECKED ON SITE BEFORE PRICING AND CONSTRUCTION

© COPYRIGHT RESERVED

Excel Design

Additional Notes:

Excel Design Ltd

Architectural Design

17 Gorse Ride South, Finchampstead, Wokingham,
Berkshire RG40 4EH

Phone: 0118 973 7336 ***Fax:*** 0118 973 4175

Drawn By: George Avis

Associate of the Chartered Institute of Building

GeorgeAvis@ExcelDesign.Ltd.UK

Excel Design