No. SN 19/6.

APPLICATION NO:
F/2000/1563

LOCATION:
42 Froghall Drive, Wokingham.

APPLICANT:
Mr Mrs Clarke C/O Excel Design

PROPOSAL:
Proposed single storey front extension to dwelling

EARLIEST DATE FOR DECISION: **29/06/2000**
28 day members exp: 03/07/2000
APPLICATION EXPIRY DATE: **17/07/2000**

CASE OFFICER: **Natalie Brown**

RAILEX
Marbleboard

WOKINGHAM DISTRICT COUNCIL

TOWN AND COUNTRY PLANNING ACTS

Notification of Approval of Permission

Mr Mrs Clarke
C/O Excel Design
17 Gorse Ride South
Finchampstead
WOKINGHAM
Berkshire
RG40 4EH

Application Number: F/2000/1563

Parish: **WOKINGHAM**

Location: **42 Froghall Drive, Wokingham**

Proposal: **Proposed single storey front extension to dwelling**

The Wokingham District Council in pursuance of their powers under the above Acts and Regulations hereby **Approve Permission** for carrying out the above development in accordance with the application and the accompanying plans submitted to the Council subject to compliance with the following conditions, the reasons for which are specified hereunder.

Condition
1. The development hereby permitted shall be begun before the expiration of five years from the date of this permission.

Condition
2. All new external work shall be carried out in materials that resemble in size, colour and texture, those of the existing building.

Reason
1. In pursuance of Section 91(1) of the Town and Country Planning Act 1990.

Reason
2. To ensure a satisfactory external appearance.

John Mitchell
Development Control Manager
Date: 06/07/2000

If this notice grants permission to proceed with the proposal the applicant is reminded that it relates to planning permission only and does not constitute approval under any other legislation including Building Regulations.

finalised.

DEVELOPMENT CONTROL/BUILDING CONTROL CHECKLIST

CHECKLIST WHEN A BUILDING REGULATION APPLICATION HAS BEEN RECEIVED.

SITE DETAILS — **CASE OFFICER**

PLANNING APPLICATION NUMBER	1563 NB
BUILDING CONTROL NUMBER	FP2000/0670 Howard
APPLICANT/AGENT	Excel
ADDRESS OF SITE	42 Frogshall Drive WOKINGHAM.
DESCRIPTION OF PROPOSED WORK	S/S side + front ext

DRAWING NUMBERS	BC	DC
BLOCK PLAN	00639/4	00639/4
ELEVATIONS	8, 9, 10, 11	8, 9, 10, 11
FLOOR PLANS	13	13

CHECKLIST	1ST CHECK	2ND CHECK
PERMITTED DEVELOPMENT		
APPLIC. NECESSARY-NOT RECEIVED		
APPLIC RECEIVED & APPROVED	6/12/00	
APPLIC RECEIVED-NO DECISION		
APPLIC REFUSED		
DIFFERENCES BETWEEN PC/BC DRAWINGS	N.D.R.	
IF YES, WHAT ARE THE DIFFERENCES ?	—	
DATE	11/12/00	

PROBLEMS	REQUESTED	RECEIVED	REMINDER
PLANNING PERMISSION NEEDED			
REVISED PLANS NEEDED			
PLANNING APPLIC REFUSED			
WAIT FOR PLANNING DECISION			

COMMENCED ON SITE	
NO PLANNING DECISION	
NO PLANNING APPLICATION	

Received by Wokingham District Council

Application No: F/2000/1563

Proposal:
Proposed single storey front extension to dwelling

Location:
42, Froghall Drive, , Wokingham.

The application is available for inspection at Wokingham District Council's offices during the following times:

PLANNING DEPARTMENT, SHUTE END, WOKINGHAM TEL (0118) 974 6428
8.30 - 5.00 Monday - Thursday & 8.30 - 4.00 Friday

WOODLEY LIBRARY HEADLEY ROAD WOODLEY (9.30am - 7.00pm Mon, Thurs & Fri. 9.30am - 5.00pm Tues, 9.30am - 1.00pm Saturday. closed all day Wednesday). If you intend to view this application at Woodley Library (see details above) please allow 4 days from the date of this notice for delivery of plans.

Comments should be sent in writing QUOTING THE APPLICATION NUMBER to the Case Officer Natalie Brown P.O. Box 157 Council Offices, Shute End, Wokingham Berkshire, RG40 1WR to arrive on or before 29/06/2000. Written comments submitted will become available for public inspection.

In view of the very large number of planning applications and letters of comment received, it will not normally be possible for an individual reply to observations made. However any comments will be taken into account when the application is determined and you will be notified of the decision.

Head Planning and Transportation

05 June 2000

**********FILE COPY**********

Tel: (0118) 974 6492

Date: **05 June 2000**

My ref: F/2000/1563

CONFIDENTIAL

Councillor Wyatt
33 Sturges Road
Wokingham
RG40 2HG

Environmental Services Department
Planning Services
P.O. Box 157
Shute End, Wokingham
Berkshire RG40 1WR
Tel: (0118) 974 6000
Fax: (0118) 974 6484
Minicom No: (0118) 974 6991
DX: 33506 – Wokingham

Dear Councillor

Application Number: F/2000/1563
42, Froghall Drive, , Wokingham.
Proposed single storey front extension to dwelling

I write to let you know that the above mentioned house holder application has been received

At this stage a recommendation has not yet been made. This form should only be returned if it is likely that you may wish the application to be listed for consideration by the Development Control Sub-Committee. This form must be received no later than 28 days from the date of this letter.

If you have any questions please do not hesitate to contact **Natalie Brown** on **(0118) 974 6492**.

Yours faithfully,

John Mitchell

John Mitchell
Development Control Manager

LISTING FORM

Case officer: **Natalie Brown** Application Number: **F/2000/1563**
42, Froghall Drive, , Wokingham.
Proposed single storey front extension to dwelling

I wish this application to be listed should the officers recommendation be for_____
and my reason(s) are_____
_____
_____

Signed: _____ Date: _____
Councillor Wyatt

**********FILE COPY**********

**********FILE COPY**********

Tel: (0118) 974 6492

Date: **05 June 2000**

My ref: F/2000/1563

CONFIDENTIAL

Councillor Green
102 Arnett Avenue
Finchampstead
RG40 4EE

Environmental Services Department
Planning Services
P.O. Box 157
Shute End, Wokingham
Berkshire RG40 1WR
Tel: (0118) 974 6000
Fax: (0118) 974 6484
Minicom No: (0118) 974 6991
DX: 33506 – Wokingham

Dear Councillor

Application Number: F/2000/1563
42, Froghall Drive, , Wokingham.
Proposed single storey front extension to dwelling

I write to let you know that the above mentioned house holder application has been received

At this stage a recommendation has not yet been made. This form should only be returned if it is likely that you may wish the application to be listed for consideration by the Development Control Sub-Committee. This form must be received no later than 28 days from the date of this letter.

If you have any questions please do not hesitate to contact **Natalie Brown** on **(0118) 974 6492**.

Yours faithfully,

John Mitchell

John Mitchell
Development Control Manager

LISTING FORM

Case officer: **Natalie Brown** Application Number: **F/2000/1563**
42, Froghall Drive, , Wokingham.
Proposed single storey front extension to dwelling

I wish this application to be listed should the officers recommendation be for_____
and my reason(s) are_____
_____
_____

Signed: _____ Date: _____
Councillor Green

**********FILE COPY**********

WORK SHEET FOR : Natalie Brown

Application Number : F/2000/1563

Applicant : Mr Mrs Clarke C/O Excel Design.

Location : 42, Froghall Drive, , Wokingham.
Proposal : Proposed single storey front extension to dwelling

Site Notice Displayed ? :

YES	NO	DATE
	✓	19/6/2000

Date of Neighbour Notifications : .....

Date of Site Visit : 19/6/2000

Date Registered : 22/05/2000

Earliest Date for Decision : 29/06/2000

Latest Consultation Date/Site Notice Expiry Date : 29/06/2000

Application Expiry Date: 17/07/2000

Consultation Responses :
WOK TC: 26/6 - no objections -

Neighbours/SN: none received.

Planning Issues : (ID'd sett)

1) Impact upon neighbouring properties } WBE1
2) Impact upon the streetscene } SBE1/2

(Vol app 34m³ - but close to 'Froghall Drive' (highway)).

Application Number: F/2000/1563

Appraisal :

• Development : single storey front/side extn with pitched roof forming an extn to the lounge. Overall, the proposed would extend beyond the front/side of the lounge by 1.8m & would be 7.7m width at front and = 6.4m width at side and will be 2.5m (eaves) & 3.5m (ridge) There is 1.8m fencing with the building at the rear of 7 Waterloo Rd. & a low brick wall with hedging at the front of the property. Nº 42 is set app 3m from the boundary of Nº 7 & app 5-6m from the front boundary.

1) Impact upon neighbouring dwellings
The proposed d'mens would cause any overlooking & due to the fact that the d'mens would be set away from all boundaries, it is not considered that there would be any detrimental impacts through overshadowing/overbearing.

2) Impact upon the streetscene:
Materials will match existing. Despite the proposed d'mens being a front extn, it is considered that its design would have no adverse negative impacts to the streetscene.

Recomendation : Approval: ☑ **Refusal:** ☐
(tick appropriate box)

Application Number F/2000/1563
Conditions/Reasons for Refusal

No	Std Con	Std Reas	Non Std Conditions / Reasons for Refusal
1	SC01	SR02	
2	SC53	SR12	NORK

RECORD OF SITE VISIT

SITE ADDRESS: 42 Froghall Drive Wokingham. APPLICATION NUMBER: F/2000/1563	OFFICER: Natalie Brown DATE OF SITE VISIT: 19/2

1 SITE/STATUTORY NOTICE DISPLAYED ?

2. DESCRIPTION OF SURROUNDINGS

Residential. (more dwelling compared to others in Froghall Drive)

3. DESCRIPTION OF SITE/BUILDING

existing bay window.

4. RELATIONSHIP TO ADJOINING PROPERTIES

Detached (see plan).

5. SITE CONSTRAINTS

TREES n/a

ACCESS/PARKING n/a

LEVELS /

BOUNDARY TREATMENT

OTHERS /

N° 42 is 3.5m (app) from boundary

1.8m fence with building at rear of 72

low brick wall & hedging (gates at front

dwelling ≈ 5m from f. boundary.



This map is based upon Ordnance Survey material with the permission of Ordnance Survey on behalf of the Controller of HMSO. © Crown Copyright.
Unauthorised reproduction infringes Crown Copyright and may lead to prosecution or civil proceedings.Wokingham District Council Licence LA086134

Development Control Section, Environmental Services, Wokingham District Council.

26 May 2000

Scale: 1 : 1250

N
W E
S

22.MAY2000* 1563

WOKINGHAM D.C. DEVELOPMENT CONTROL

Start date:	22 MAY 2000
Officer: NB	Application No. F/2000/1563

Map No. 76. Site ...a..66...
Easting: ..... Flood Pln .....
Northing: ..... Mineral .....

Level: ☐ **Sub Committee** ☑ **Delegated** ☐ **Sec. State**
☐ **Incorrect Fee** ☐ **Invalid** ☐ **PD**

Description:
(F.) PROPOSED SINGLE STOREY FRONT EXTENSION TO DWELLING

Location: 42 FROGHALL DRIVE

Parish: WOKINGHAM Ward: Wescott
5-6-2000

Applicant: MR | MRS CLARKE

Fee Received 95-00 Required ..... Additional ..... Refund .....
(14)

Enforcement Section to be notified ☐ tick if required

Additional information required for validation

		Reason	Requested	Received
1	1:2500 OS location plan showing property edged in blue/red			
2	1:500 block plan showing existing & proposed dev. + adj. Properties			
3	Forms unsigned			
4	Correct S 66 certificate			
5	Elevation plans			
6	Floor plans			
7	Metric scale disclaimer			
8	Encroachment letter			
9	Miscellaneous			

APPLN NO. _____

ACTION REQUIRED BY DEVELOPMENT CONTROL

Conservation Area .....

Listed Building 1 2 2*

Advertisement Required .....

Date Site Notice Sent : 5.6.2000 Parish Council Informed - YES / NO

INTERNAL CONSULTATIONS

Building Control	NF: .....
Landscape	NK: .....
Trees	NK: .....
Conservation Officer	NK: .....
Environmental Health	NA: .....
Housing	NA: .....
Leisure & Cultural services	PA: .....
Public Rights of Way	PA: .....
Property	NG: .....
District Secretary (only if called in by SOS)	MA: .....
Policy & Plans	QA: .....
Strategic Planning (JSPU)	HA: .....
Minerals (BABTIE)	GA: .....
Archaeological Site (BABTIE)	: .....
Education	AP: .....
Social Services	BT: .....
Highways	XA: .....

EXTERNAL CONSULTATIONS

Adjacent D P A	: .....
Adjacent Parish	: .....
Southern Electricity Board	BN: .....
British Gas	BM: .....
PSA Oil Pipeline	BD: .....
Transco	: .....
Environment Agency	BP: .....
Rail Track	BI: .....
Police Arch. Liaison Officer	PC: .....

HERITAGE BODIES

The Georgian Group	KC: .....
Ancient Monuments Society	KA: .....
Council for British Arch.	KB: .....
RCHME	KF: .....
Telecommunications (NRPB)	: .....
Sport England	: .....

OTHERS:

no pre-apps

NEIGHBOURS:

S/N + 40, 44 + 46, frog Lane drive
flats 1-12 (odd + even), frog hall, frog hall drive
72 + 72A, Waterloo Rd

WOKINGHAM TOWN COUNCIL CONSULTATION SHEET

Case officer: Natalie Brown

Application Number: F/2000/1563

Proposal: Proposed single storey front extension to dwelling

Site Address: 42 Froghall Drive, Wokingham.

Applicant: Mr & Mrs Clarke C/O Excel Design

Your observations are required in respect of this application by **29/06/2000**

No objection

PLANNING SERVICES	HPT
POL	TLS
DC	ENF
APP	
CS	
26 JUN 2000	
COPIES TO:	ACK:
	FILE:

SIGNED: _____ **DATE:** 22/06//00

CLERK TO Wokingham Town Council

1959/a

22 MAY 2000* 1563

HOUSEHOLDER PLANNING APPLICATION

Please answer all questions in CAPITAL letters. If any question does not apply, put N/A in the space.
Please submit 6 copies of the completed form and your plans to: Planning Department, Wokingham District Council, PO Box 157, Shute End, Wokingham, Berkshire, RG40 1WR.
Notes to help you fill in the form are attached.
If you still have any questions about the form, please call Ian Jordan on 01734 778763.

For office use only
Application No.

You can use this form for applying for full permission only for:

* extensions
* loft conversions
* garages and outbuildings
* garden fences or walls
* new or altered access

This form is for householders (and their agents) occupying houses or bungalows only. You must use the General Planning Application form for all other types of application.

1.	YOUR NAME	MR & MRS CLARKE
	ADDRESS	42 FROGHALL DRIVE WOKINGHAM
	POST CODE	Tel. No.
2. If you have an agent and want all correspondence to be sent to them	AGENT'S NAME	EXCEL DESIGN LTD
	ADDRESS	17 GORSE RIDE SOUTH FINCHAMPSTEAD
	POST CODE	RG40 4EN Tel. 01189737336
3. On the plans outline the whole site in RED. Any OTHER land in your ownership or control outline in BLUE.	SITE LOCATION	42 FROGHALL DRIVE WOKINGHAM
4. Give brief details of the proposal e.g. two storey side extension.	ABOUT THE APPLICATION	SINGLE STOREY FRONT & SIDE EXTENSION

5. ARE THERE ANY TREES ON THE SITE? If YES, please show their positions, spread, and species of the trees on the plans. Indicate any which are to be felled. — ~~YES~~ / NO

6. PLEASE LIST THE EXTERNAL MATERIAL TO BE USED — BRICK & TILE TO MATCH

7. WILL PEDESTRIANS/VEHICLES ACCESS THE SITE? Please show details of the existing access and any proposed changes on the plans. — YES / ~~NO~~

8. WILL THE CAR PARKING PROVISION AT THE SITE BE CHANGED? If YES, please show details of any changes on the plans. — ~~YES~~ / NO

9. DOES A PUBLIC RIGHT OF WAY TOUCH OR CROSS THE SITE? If YES, please show the route and any proposed alternative on the plans. — ~~YES~~ / NO

10. CHECK LIST Please ensure that you enclose the following:-

(a) 6 copies of this form, signed and dated ✓
(b) The fee (the current scale of fees is attached) ✓
If no fee is payable please say why below

(c) 6 copies of plans and drawings ✓
(i) 1:2500 scale location plan with application, site outlined in red. ✓
(ii) 1:500 scale site layout plan showing position of adjoining dwellings ✓
(iii) 1:100 or 1:200 scale floor plans and elevations ✓

11. CERTIFICATE OF OWNERSHIP (SECTION 66 TOWN AND COUNTRY PLANNING ACT 1990)
Please delete either Certificate A or Certificate B below. If neither apply you must complete a full certificate obtainable from the Planning Department.

(a) "Owner" means a person having a freehold interest or leasehold interest the unexpired term of which is not less than 7 years.

CERTIFICATE A

I certify that:

* at the beginning of the period of 21 days ending with the date of the accompanying application nobody, except the applicant, was the owner (a) of any part of the land to which the application relates.
* None of the land forms part of an agricultural holding.

CERTIFICATE B

I certify that:

* I have/The applicant has * given the required notice to everyone else who, at the beginning of the period of 21 days ending with the date of the accompanying application was the owner (a) of any part of the land to which the application relates, as listed below.

Owner's (a) name	Address at which notice was served	Date on which notice was served

* None of the land forms part of an agricultural holding

SIGNED [signature] ON BEHALF OF Mr + Mrs Clarke

DATE 13-5-02

42 FROGHALL DRIVE

PLAN NUMBERS		DATE REC.	BRIEF DESCRIPTIONS AND REMARKS	DECISIONS		DATE STARTED	DATE COMP.
PLANNING	BUILDING		TPO 4/60	PLANNING	BUILDING		
TP 834	3764		HOUSE & GARAGE				
42278			O/L REPL. HOUSE & GARAGE (MR. J. TAPSELLY)	21.3.94	C/A		
43197			"	29.9.94	RGA		
43738			RM. "	5.1.95	C/A		
	TP94/3155		" (MR & MRS P. ABBERLEY)		12.12.94	APP	
97/66537/F			Mr + Mrs Clarke S/ST Side Porch	16.12.97	C/A		
98/67660/F			" S/St/R Ext - Conserv.	29.6.98	C/A.		
	TP97/6975		" "		7.11.97	APP	
P.D	Eng -		S/St/R. Ext - Conserv. - Stacey - 11/5/98				

22 MAY 2000 * 1563

Client:

Mr and Mrs Clarke
42 Froghall Drive
Wokingham
Berkshire

22.MAY2000* 1563

Project:

Single Storey Front Extension

Location:

42 Froghall Drive
Wokingham
Berkshire

Excel Design
XLØØ639

Drawing Number	Drawing List	Drawings Included
1	Title Page	✓
2	Contents	✓
3	Location Plan	✓
4	Block Plan	✓
5	Notes 1	✓
6	Notes 2	✓
7	Notes 3	
8	Front Elevations	✓
9	Left Side Elevations	✓
10	Right Side Elevations	✓
11	Rear Elevations	✓
12	Ground Floor Plans 1	✓
13	Ground Floor Plans 2	✓
14	First Floor Plans 1	
15	First Floor Plans 2	
16	Second Floor Plan	
17	Section	✓
18	Section	

CLIENT:	Mr and Mrs Clarke, 42 Froghall Drive, Wokingham Berks.	DESCRIPTION: Drawing List	
PROJECT:	Single storey front extension.	SCALE:	DRAWING No: 00639/ 2
DATE:	April 2000	REVISION:	

DRAWING MUST BE READ WITH NOTES. DIMENSIONS AND DETAILS TO BE CHECKED ON SITE BEFORE PRICING AND CONSTRUCTION

© COPYRIGHT RESERVED

Excel DeSign

These drawings have been prepared for the purpose of obtaining Planning and/or Building Regulation approval. They are not intended as a work specification or as detailed working drawings. Those carrying out the work must satisfy themselves of all dimensions and details before pricing and construction. No work should be carried out until all the necessary approvals have been obtained and the building inspector has been notified of the intention to start work.

There must be no encroachment on neighbouring property without prior written agreement between respective parties and in accordance with the requirements of the Party Wall Act.

GENERAL NOTES
(Not a specification)

1. FOUNDATIONS
Strip concrete foundations minimum depth as shown on drawings and in accordance with N.H.B.C practice note 3 - 1985 table 7a. Final decision on design, type and depth of foundations to be made by Local Authority Building Control Officer on site. Foundations to rest on suitable load bearing strata and to comply fully with Building Regulations. 100mm thick class 'A' dense concrete block work and semi-engineering brickwork below d.p.c level. Lean mix cavity fill up to ground level. Existing foundation to be laid open for inspection when and where required by the building inspector.

2. D.P.C
Polymer type of d.p.c's to all walls minimum 150mm above ground level. 150 mm wide x 14 mm Dampcor or similar d.p.c to all cavity closers fitted in accordance with manufacturers specification. D.p.c to lap d.p.m minimum 50mm. D.p.c to be continuous with existing.

3. GROUND FLOOR SLAB
Floor finish to line with existing on 65 mm sand and cement screed with light reinforcing mesh on 50 mm thick S.D grade Jablite floor insulation fitted to manufactures specification. Suspended slab resting on inner skin of cavity walls and internal walls (where necessary), thickness and reinforcing specification as shown on section drawings. Remove all vegetation below slab. Bottom mesh to have 40 mm cover.

4. EXTERNAL WALLS
Facing brickwork and render on block work to match existing, 50 mm insulated cavity, 100 mm thick lightweight thermal insulating block work inner skin 'Celcon' or similar. 13 mm lightweight plaster and skim internally. Cavity insulated with 50 mm thick 'Rockwool' cavity batts fitted to manufacturer's specification to give 0.45 w/m^2K 'U' value. Provide mild steel galvanized wall ties at 900 mm horizontal and 450 mm vertical centers. Staggered formation to B.S 1243 amended. Close cavity at eaves level. Cavity to be continuous and new/existing walls fully bonded.

5. INTERNAL WALLS
None

6. JOINERY
All softwood to be pressure impregnated preservative treated to B.S 4072.

7. GLAZING
All doors and windows to be fitted with double glazed factory sealed units. Full height glazed screens and doors to be fitted with class B safety glass. All opening lights to give minimum 1/20th floor area in ventilation. All windows fitted with 8000 mm^2 trickle ventilator.

8. LINTELS
To be Catnic steel lintels or similar (unless otherwise stated) to manufacturer's span/load tables. Minimum 150 mm end bearing with cavity trays over.

CLIENT:	Mr and Mrs Clarke, 42 Froghall Drive, Wokingham Berks.	DESCRIPTION: Notes	
PROJECT:	Single storey front extension.	SCALE:	DRAWING No: 00639/ 5
DATE:	April 2000	REVISION:	

DRAWING MUST BE READ WITH NOTES. DIMENSIONS AND DETAILS TO BE CHECKED ON SITE BEFORE PRICING AND CONSTRUCTION

© COPYRIGHT RESERVED

Excel Design

GENERAL NOTES
(Not a specification)

9. PITCHED ROOF
Concrete interlocking tiles to match existing to be fixed in accordance with manufacturers specification. on 38 x 25mm softwood treated battens on untearable roofing felt to B.S 747. Timber sizes and design as shown on section drawing. 100 x 75mm softwood wall plate anchored to walls using mild steel galvanized straps at 1200mm centers. Ceiling finished with 12.5mm foil backed plaster board fully nogged and finished to match existing unless otherwise stated. 100mm fiberglass quilt insulation laid between joists and 100 mm laid over joists. Provide mild steel galvanized gable straps at 1000mm centers fixed to 3 No. rafters and wall. 25mm thick softwood fascia and soffite to match existing with continuous ventilation to give cross ventilation.

10. STRUCTURAL STABILITY/ STRUCTURAL TIMBERS
Where ceiling and floor joists run parallel to external walls, lateral restraint to be achieved by metal straps at 1200 mm centres spanning three joists. Provide mild steel galvanized gable straps at 1000 centres fixed to three rafters and wall. Wall plates to be anchored down with 30 x 5 mm straps at 2m centres.

11. STEELWORK
All steelwork to engineer's calculations and encased in 2 layers of 12.5mm plasterboard with staggered joints and 7mm vermiculite plaster skim to give 1/2 hour fire resistance.

12. MECHANICAL VENTS
None

13. S.W. DRAINAGE
100 diameter half round gutters falling to 63 diameter rain water pipes connecting to 100 diameter below ground drain runs at minimum 1:60 fall to existing system or new soakaways in garden as directed by Building Inspector. Drains encased in 150mm peashingle. Soakaways minimum 5m away from buildings and $1m^3$ capacity minimum below pipe entry. Filled with hardcore and 75mm concrete capping with minimum 300mm top soil cover.

14. F.W. DRAINAGE
100 mm dia 'Hepsleve' drain runs to minimum 1:40 fall to existing manhole. Drains encased in 150 mm pea shingle and lintelled over when passing through walls using reinforced concrete lintels. Redundant drains to be broken out and sealed off.

CLIENT:	Mr and Mrs Clarke, 42 Froghall Drive, Wokingham Berks.	DESCRIPTION: Notes	
PROJECT:	Single storey front extension.	SCALE:	DRAWING No: 00639/ 6
DATE:	April 2000	REVISION:	

DRAWING MUST BE READ WITH NOTES. DIMENSIONS AND DETAILS TO BE CHECKED ON SITE BEFORE PRICING AND CONSTRUCTION

© COPYRIGHT RESERVED

Excel Design



CLIENT:	Mr and Mrs Clarke, 42 Froghall Drive, Wokingham Berks.	DESCRIPTION:	Location Plan		
PROJECT:	Single storey front extension.	SCALE:	1:2500	DRAWING No:	00639/ 3
DATE:	April 2000	REVISION:			

DRAWING MUST BE READ WITH NOTES. DIMENSIONS AND DETAILS TO BE CHECKED ON SITE BEFORE PRICING AND CONSTRUCTION

© COPYRIGHT RESERVED

Excel Design

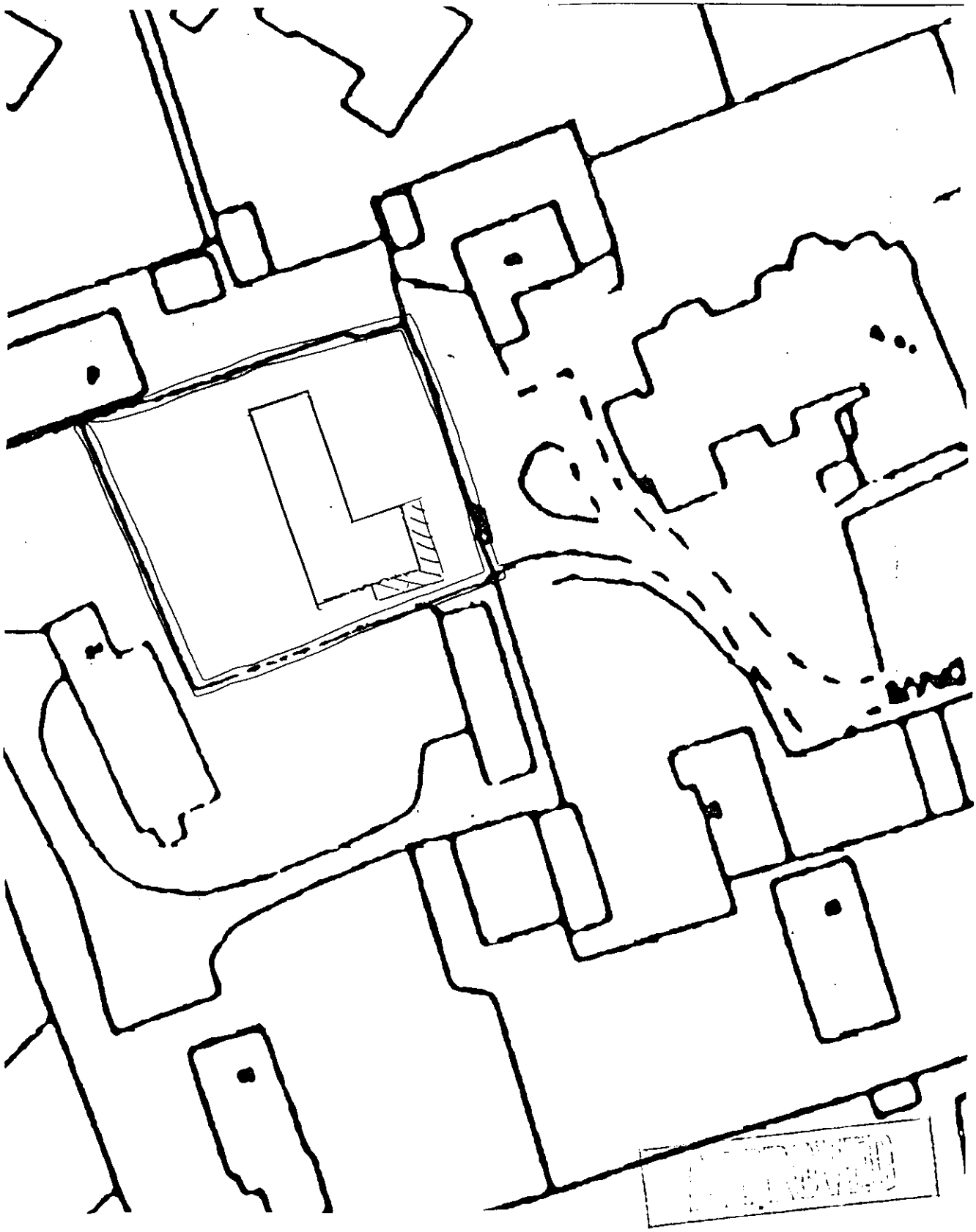

CLIENT:	Mr and Mrs Clarke, 42 Froghall Drive, Wokingham Berks.	DESCRIPTION:	Block Plan		
PROJECT:	Single storey front extension.	SCALE:	1:500	DRAWING No:	00639/ 4
DATE:	April 2000	REVISION:			

DRAWING MUST BE READ WITH NOTES. DIMENSIONS AND DETAILS TO BE CHECKED ON SITE BEFORE PRICING AND CONSTRUCTION

© COPYRIGHT RESERVED

Excel Design

D 6/7/00



EXISTING FRONT ELEVATION



PROPOSED FRONT ELEVATION

APPROVED

CLIENT:	Mr and Mrs Clarke, 42 Froghall Drive, Wokingham Berks.	DESCRIPTION:	Front Elevations		
PROJECT:	Single storey front extension.	SCALE:	1:100	DRAWING No:	00639/ 8
DATE:	April 2000	REVISION:			

DRAWING MUST BE READ WITH NOTES. DIMENSIONS AND DETAILS TO BE CHECKED ON SITE BEFORE PRICING AND CONSTRUCTION

© COPYRIGHT RESERVED

Excel DeSign

9/11/00

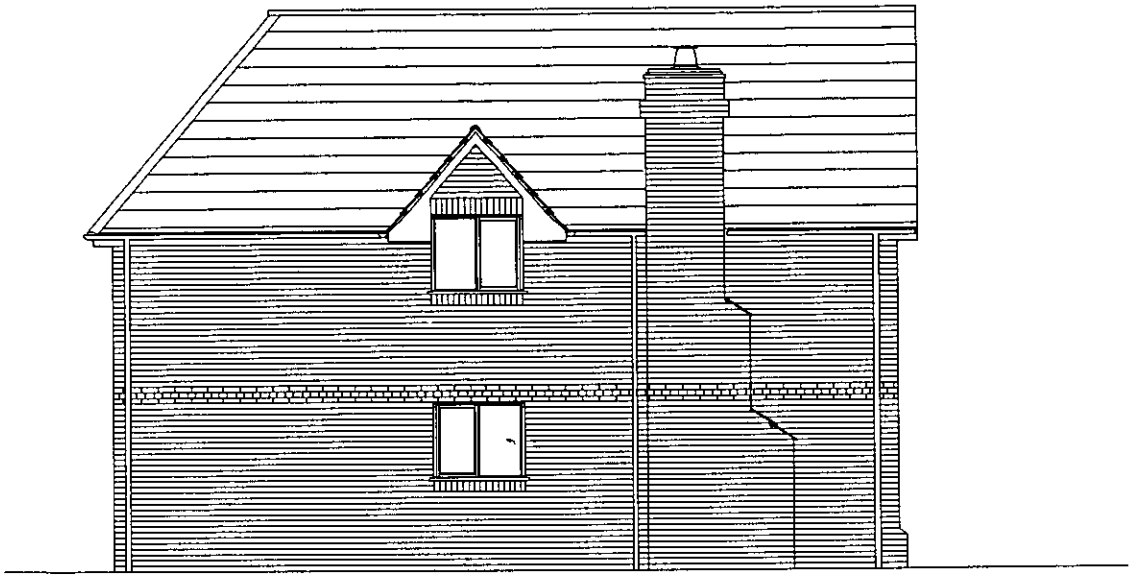

EXISTING LEFT SIDE ELEVATION

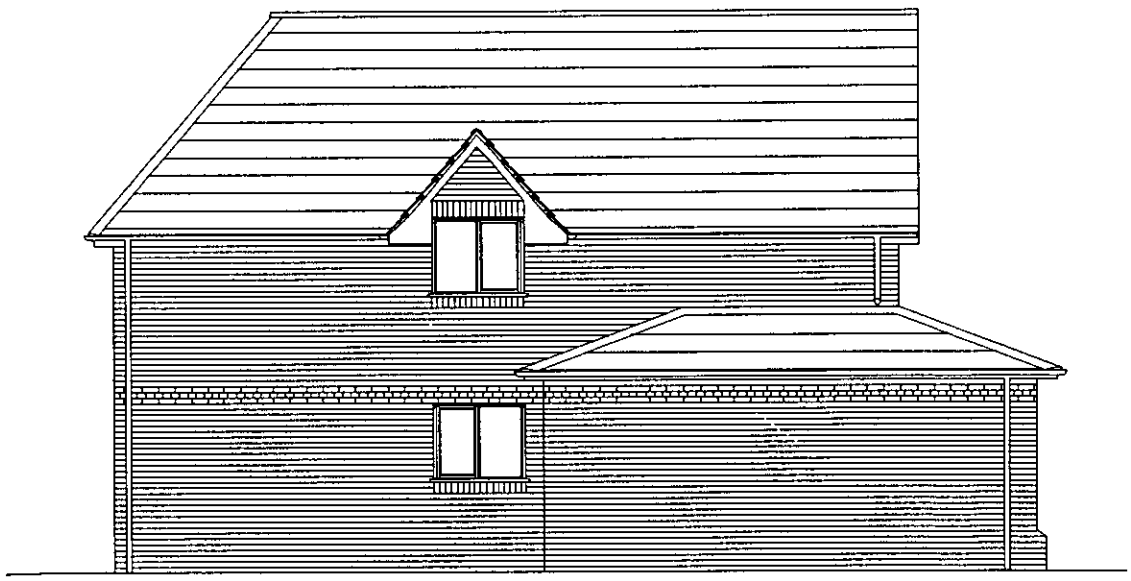

PROPOSED LEFT SIDE ELEVATION

CLIENT:	Mr and Mrs Clarke, 42 Froghall Drive, Wokingham Berks.	DESCRIPTION:	Left Side Elevations		
PROJECT:	Single storey front extension.	SCALE:	1:100	DRAWING No:	00639/ 9
DATE:	April 2000	REVISION:			

DRAWING MUST BE READ WITH NOTES. DIMENSIONS AND DETAILS TO BE CHECKED ON SITE BEFORE PRICING AND CONSTRUCTION

© COPYRIGHT RESERVED

9/7/00

Excel DeSign

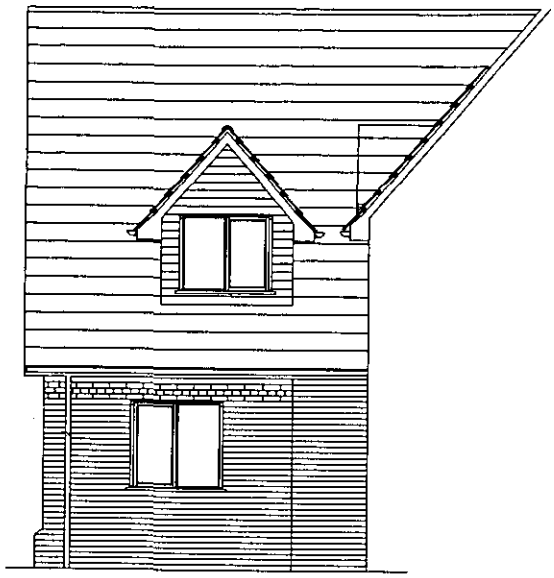

EXISTING RIGHT SIDE ELEVATION

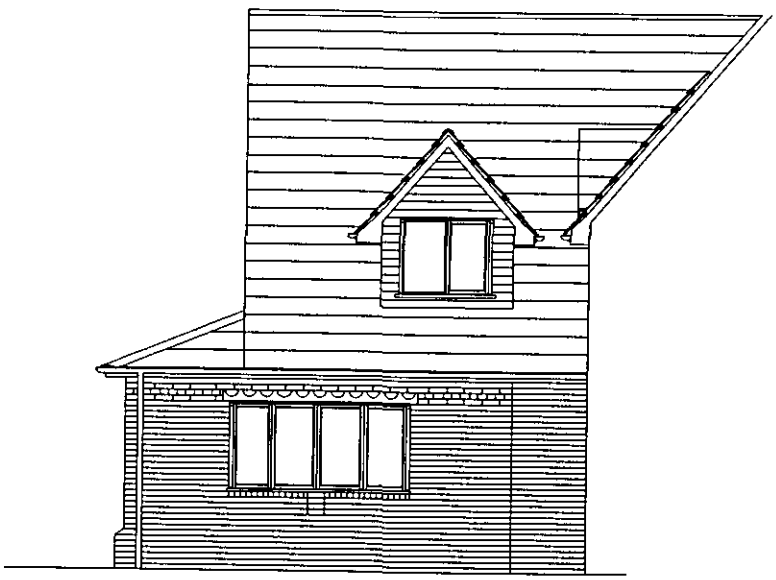

PROPOSED RIGHT SIDE ELEVATION

CLIENT:	Mr and Mrs Clarke, 42 Froghall Drive, Wokingham Berks.	DESCRIPTION:	Right Side Elevations		
PROJECT:	Single storey front extension.	SCALE:	1:100	DRAWING No:	00639/ 10
DATE:	April 2000	REVISION:			

DRAWING MUST BE READ WITH NOTES. DIMENSIONS AND DETAILS TO BE CHECKED ON SITE BEFORE PRICING AND CONSTRUCTION

© COPYRIGHT RESERVED

Excel Design

12/7/00

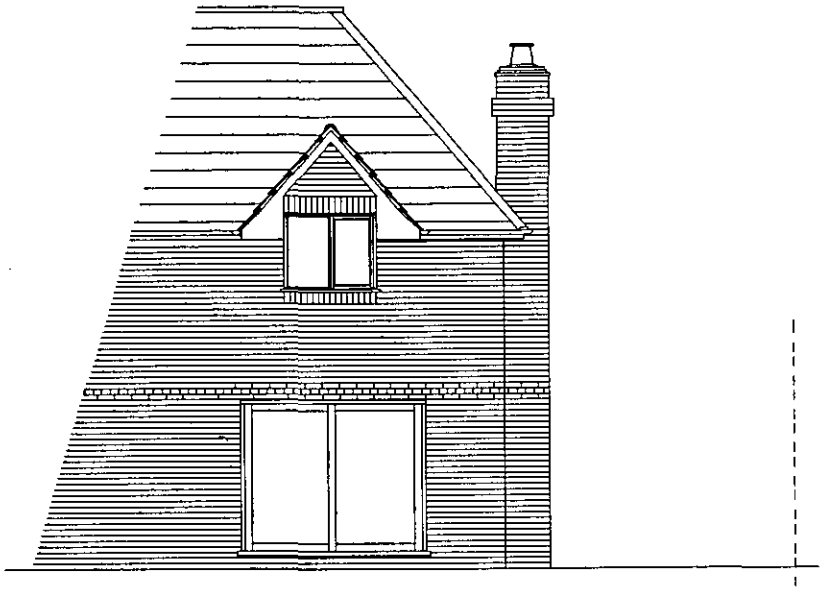

EXISTING REAR ELEVATION

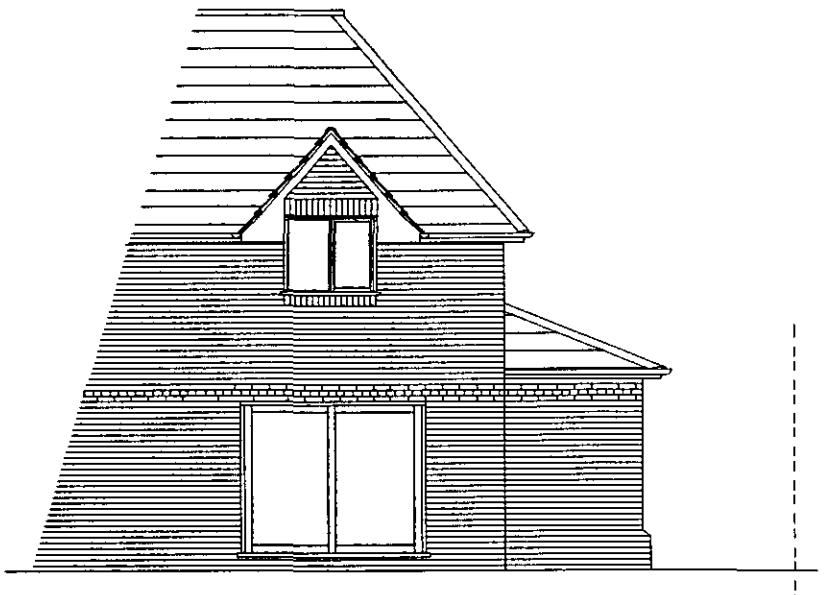

PROPOSED REAR ELEVATION

CLIENT:	Mr and Mrs Clarke, 28 Froghall Drive, Wokingham Berks.	DESCRIPTION:	Rear Elevations		
PROJECT:	Single storey front extension.	SCALE:	1:100	DRAWING No:	00639/ 11
DATE:	April 2000	REVISION:			

DRAWING MUST BE READ WITH NOTES. DIMENSIONS AND DETAILS TO BE CHECKED ON SITE BEFORE PRICING AND CONSTRUCTION

© COPYRIGHT RESERVED

CR 12/7/00

Excel Design

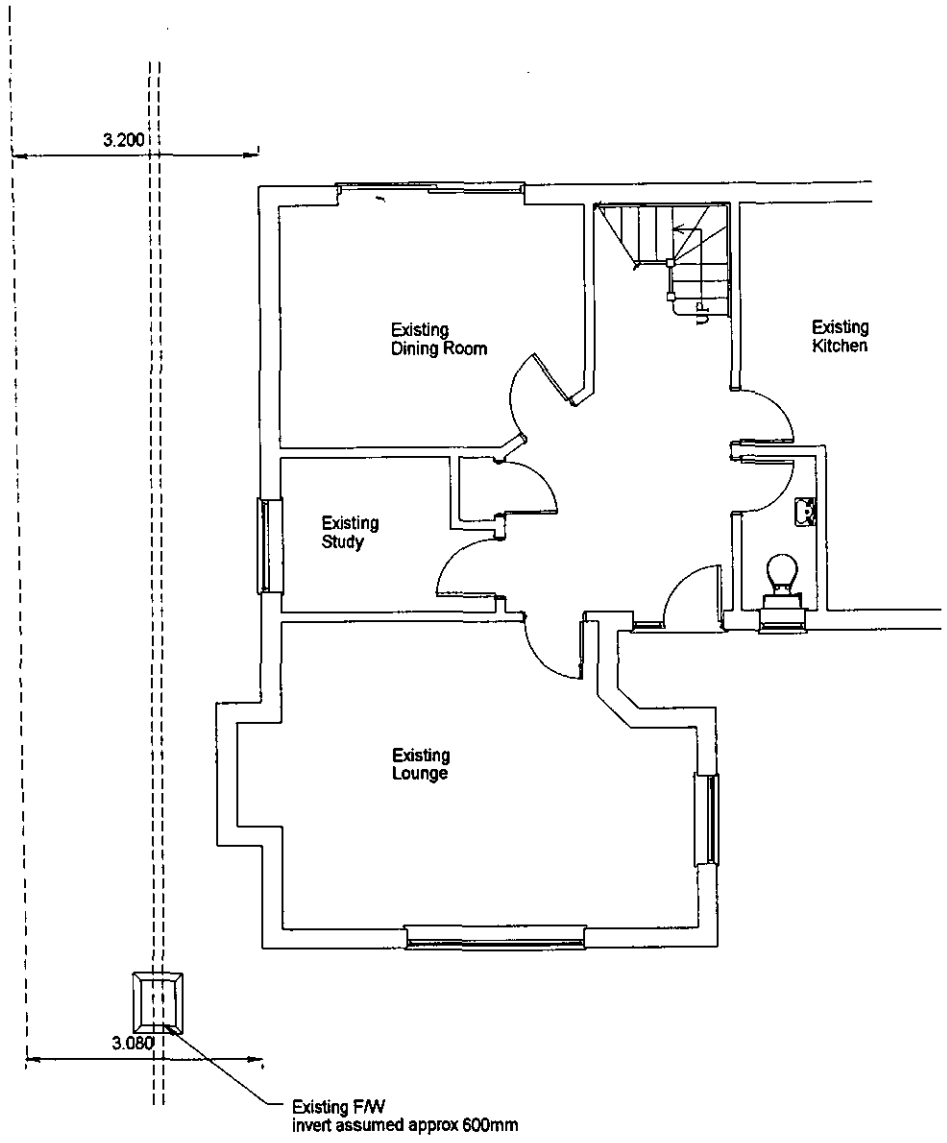

EXISTING GROUND FLOOR PLAN

CLIENT:	Mr and Mrs Clarke, 42 Froghall Drive, Wokingham Berks.	DESCRIPTION:	Ground Floor Plans		
PROJECT:	Single storey front extension.	*SCALE:*	*1:100*	*DRAWING No:*	00639/ 12
DATE:	April 2000	REVISION:			

DRAWING MUST BE READ WITH NOTES. DIMENSIONS AND DETAILS TO BE CHECKED ON SITE BEFORE PRICING AND CONSTRUCTION

© COPYRIGHT RESERVED

Excel Design

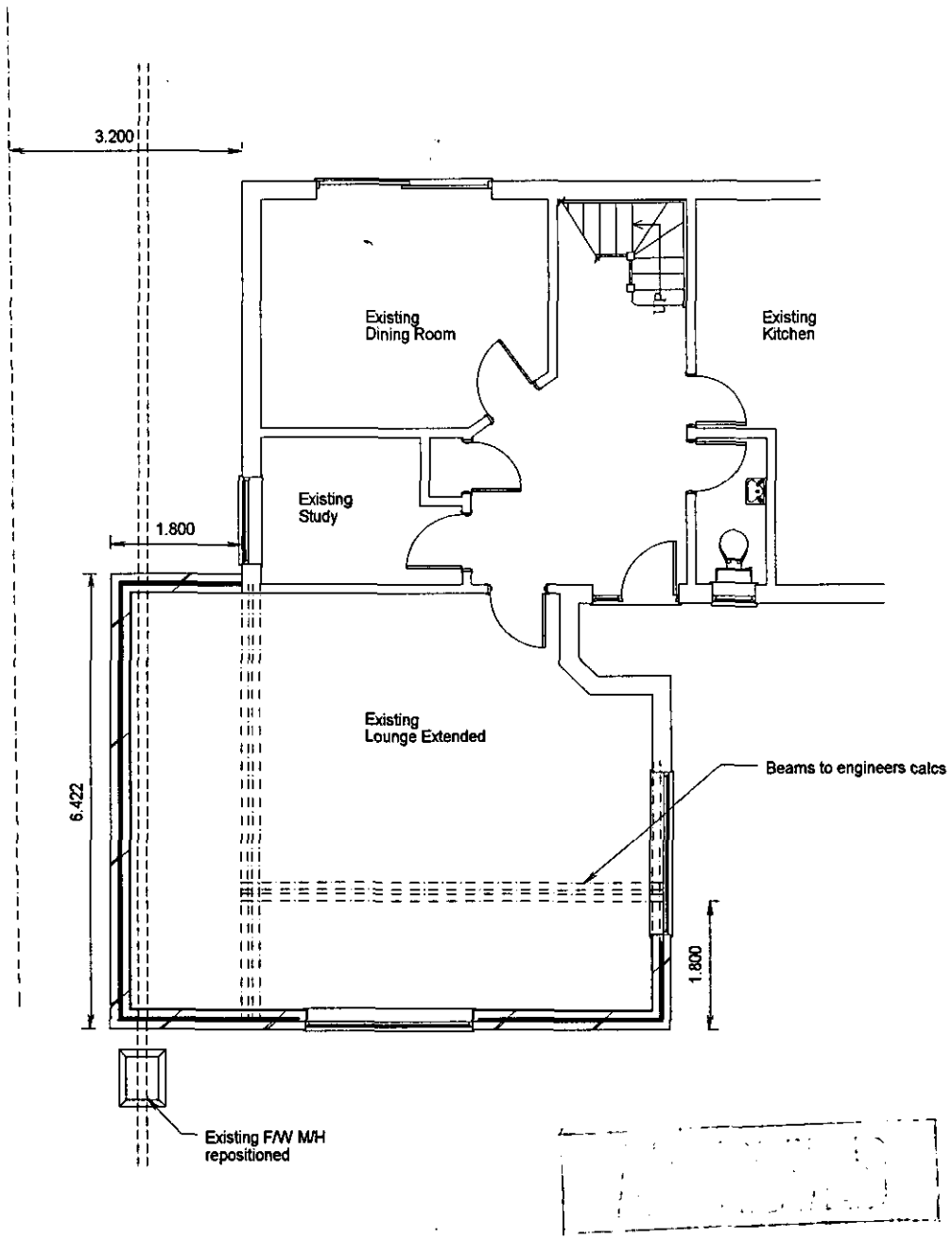

PROPOSED GROUND FLOOR PLAN

CLIENT:	Mr and Mrs Clarke, 42 Froghall Drive, Wokingham Berks.	DESCRIPTION:	Ground Floor Plans		
PROJECT:	Single storey front extension.	SCALE:	1:100	DRAWING No:	00639/ 13
DATE:	April 2000	REVISION:			

DRAWING MUST BE READ WITH NOTES. DIMENSIONS AND DETAILS TO BE CHECKED ON SITE BEFORE PRICING AND CONSTRUCTION

© COPYRIGHT RESERVED

Excel Design

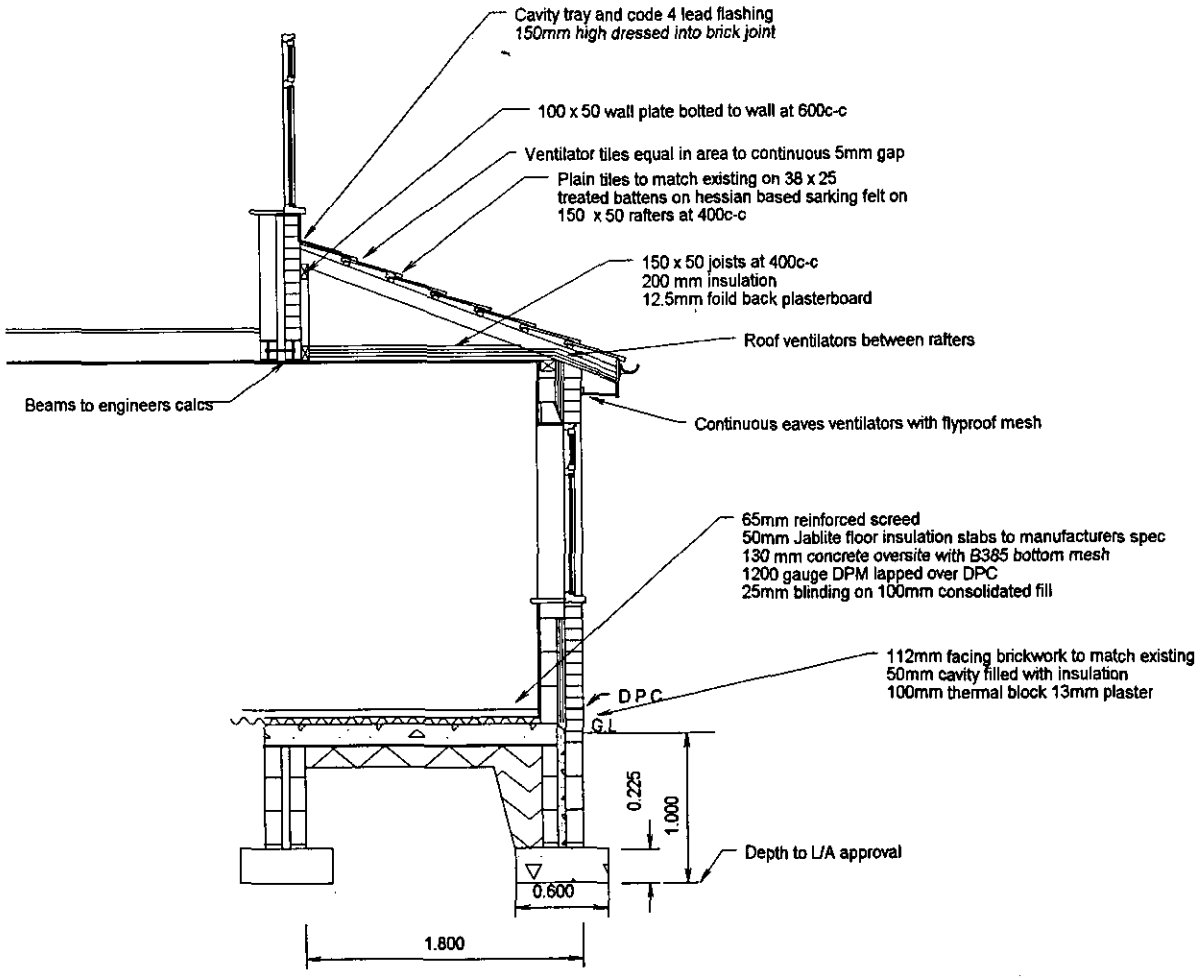

CLIENT:	Mr and Mrs Clarke, 42 Froghall Drive, Wokingham Berks.	DESCRIPTION:	Section		
PROJECT:	Single storey front extension.	SCALE:	1:50	DRAWING No:	00639/ 17
DATE:	April 2000	REVISION:			

DRAWING MUST BE READ WITH NOTES. DIMENSIONS AND DETAILS TO BE CHECKED ON SITE BEFORE PRICING AND CONSTRUCTION

© COPYRIGHT RESERVED

Excel Design

Additional Notes:

Excel Design Ltd

Architectural Design

17 Gorse Ride South, Finchampstead, Wokingham,
Berkshire RG40 4EH

Phone: 0118 973 7336 ***Fax:*** 0118 973 4175

Drawn By: George Avis

Associate of the Chartered Institute of Building

GeorgeAvis@ExcelDesign.Ltd.UK

Excel Design