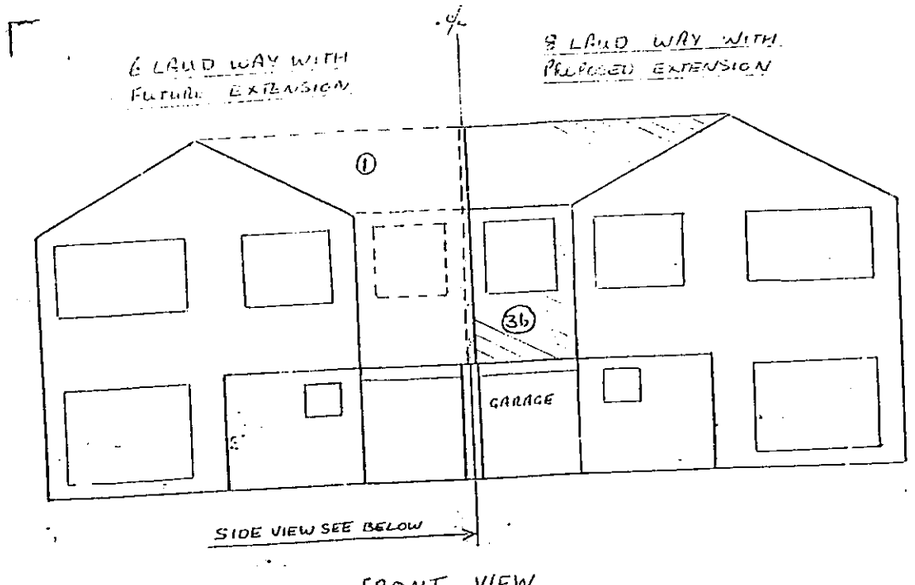

FRONT VIEW

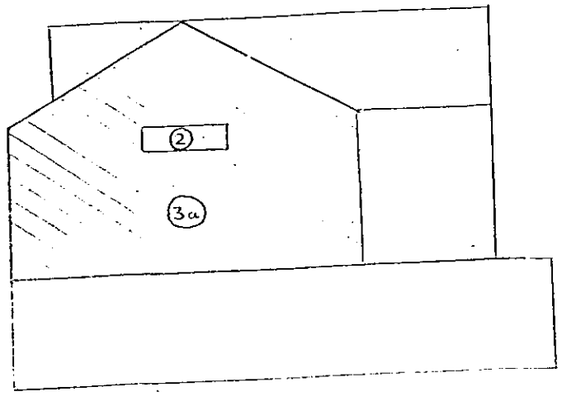

SIDE VIEW

CMS Custom Microfilm Services Ltd

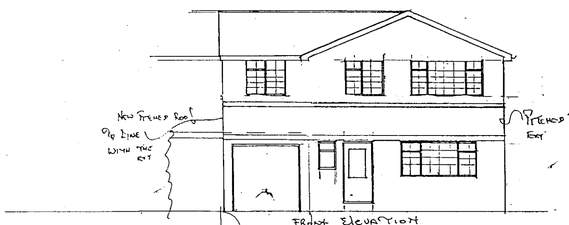

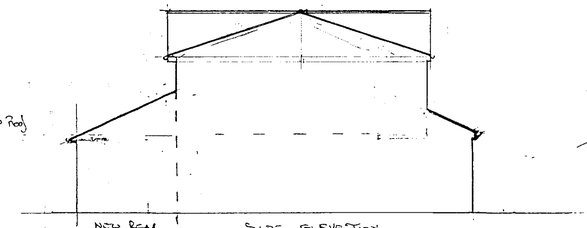

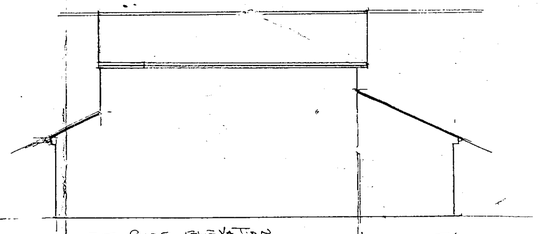



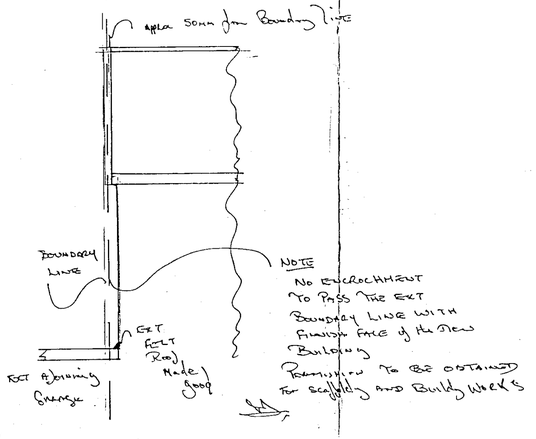

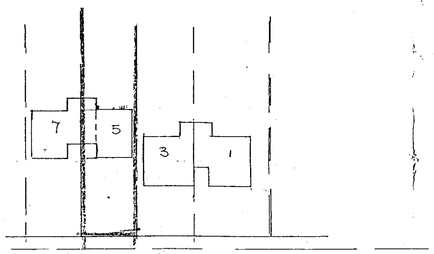

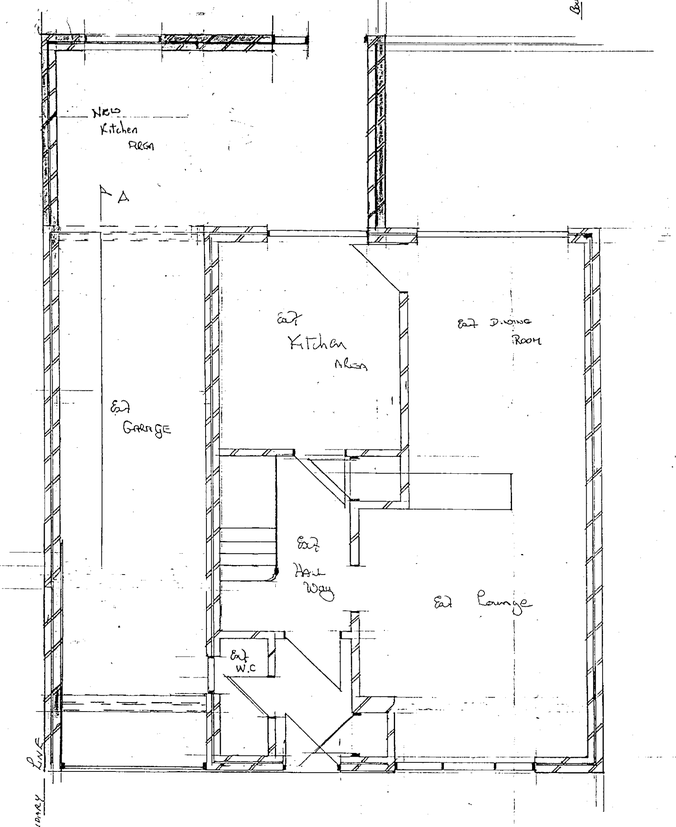

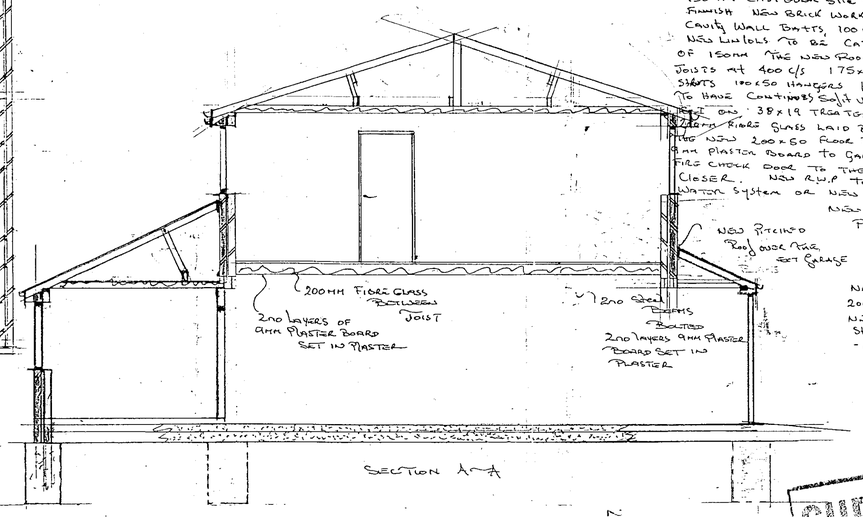

* See Structural Engineers details for steel beam calculations

Proposed 1st Floor Extension
To 5, Laud Way Wokingham Berks
Scale 1/100 1/50

The ext foundations to be checked for load bearing
New foundations to be inspected by L/A Approval
New rear floor to have 150mm hard-core blinded with soft sand covered by 1200g polythene linked to the inner wall D.P.C 50 mm polystyrene laid over polythene 150 mm cast over site slab with a 50mm floor screed finish. New brick work to match the ext with 50mm cavity wall batts, 100 mm thermalite inner skin.
New lintols to be catnic or IG with min end bearing of 150mm The new roof to have 125 x 50 rafters and ceiling joists at 400 c/s 175 x 50 binders 200 x 75 purlins 100 x 75 struts 100 x 50 hangers 175 x 38 Ridge boards the new roof to have continuous soffit vents. New roof tiles to match the ext one. 38 x 19 treated battens on sarkin slates felt.
Glass fibre glass laid between the new ceiling joist including the new 200 x 50 floor joists to garage. 2no layer of 9mm plaster board to garage ceiling set in plaster 44hr fire check door to the room of the garage on a self closer. New R.W.P to be connected to the ext storm water system or new soakaway 4.5 metres from building. New pipe work to be 100mm laid in pea shingle with a min fall 1/40
New windows to match ext with trickle vents providing 1/4000 back ground ventilation.
New floor joist in garage to be 200 x 50 at 400 c/s
New garage walls to have restraining straps at 1·2 c/s fixed to inner-blockwork's

SUPERSEDED

22 MAY 2000

1304

SUPERSEDED
BY PLAN RECEIVED
10.08.2000.

JUN 1982
17748
4 JUN 1982

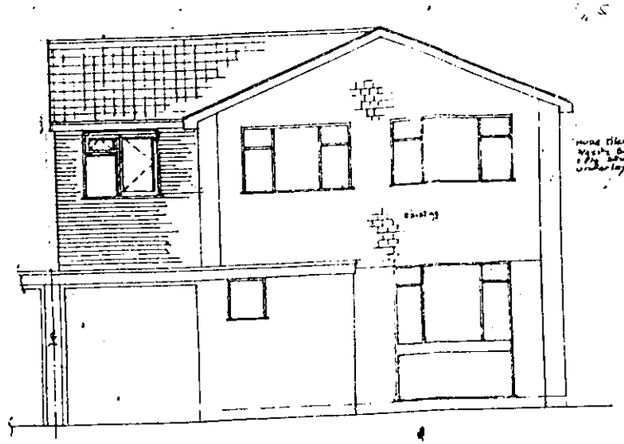

Front Elevation

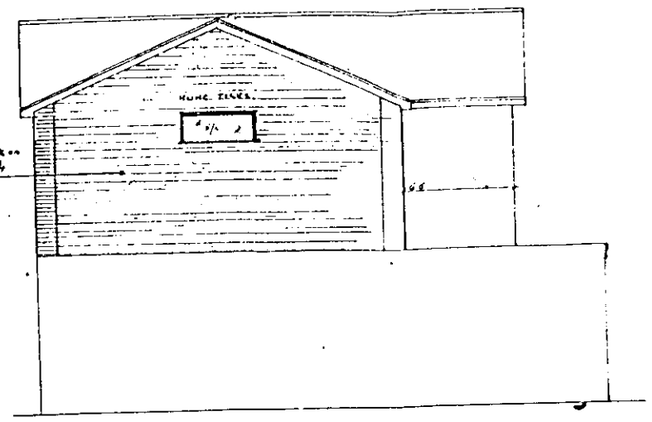

Side Elevation.

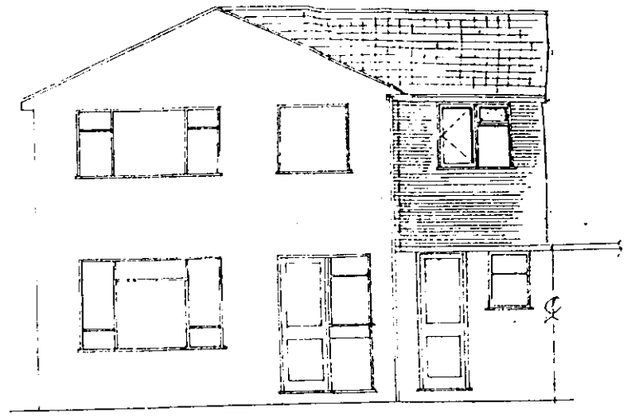

Rear Elev.

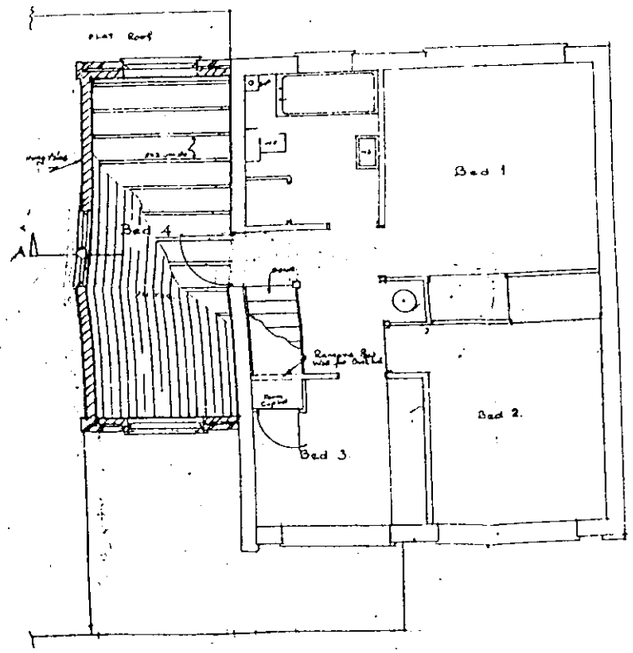

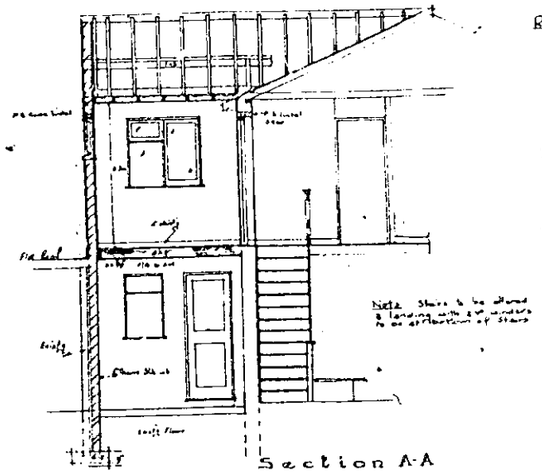

Section A-A

Foot's taken down to suitable strata [illegible] to L.A. inspection

Note Stairs to be altered & landing with 2 ft winders to be at bottom of stairs

Roof Tiles to match existing on
3/4x1 1/2 batten on
1 Ply untearable felt on
4x2 Rafters @ 16" cts
7x1 Ridge board
5x2 Binder
7x1 Lay Board
7x3 Purlin
4x2 Struts
100m Insulation overlap
7x1 Fascia 4" cu gutter

Walls Brick work to match Existing
2" cavity w/ 2" Rock wool insulation
4" Internal Therm Blk wk
4 No Lateral retaining straps
All walls plastered 2 set coat

Floor 5x2 Joists @ 16" cts
5x1 T&G Boarding
4 shirting
u/s of Joist to have 1/2" P/Board
& 3 coat

Windows Std Timber windows.

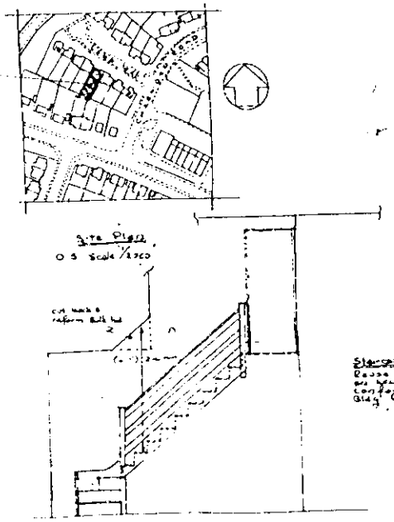

Section Thro Stairs

Staircase
Raise main flight of stairs on new Bottom landing conforming to H 1.2, 3, 4.5 Bldg Regs

Rev'd as per Council Notes 2/5/82.

J.A. SOUTHARD 48, CAREY RD. WOKINGHAM TEL 781949.	PROPOSED BEDROOM AT 8 LAUD WAY, WOKINGHAM FOR R. THOMPSON ESQ.	Scale 1/4 = 1 Foot Drawing No W 132-1.B. Drawn April 82.

CMS Custom Microfilm Services ltd



FRONT ELEVATION

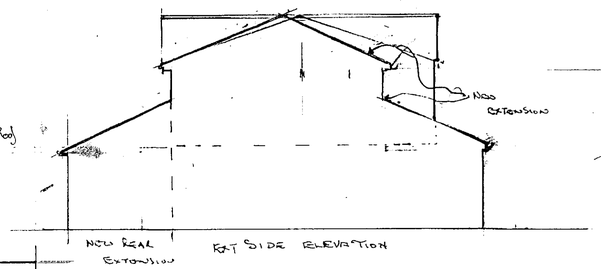

NEW REAR EXTENSION

EXT SIDE ELEVATION

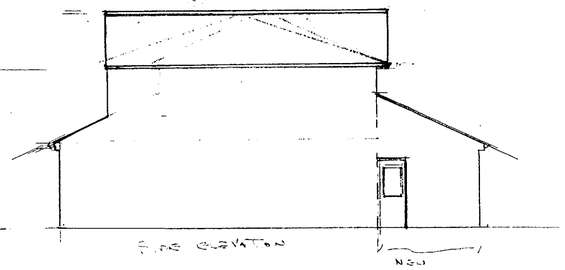

SIDE ELEVATION

NEW REAR EXTENSION



REAR ELEVATION

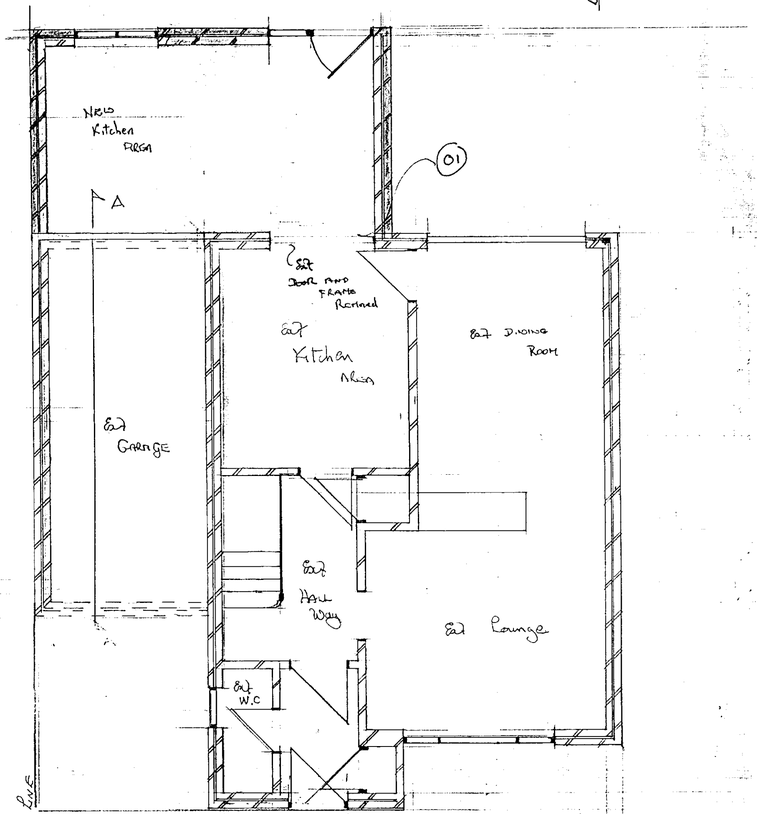

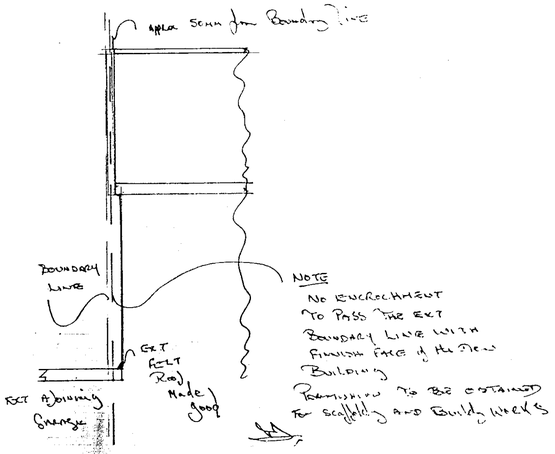

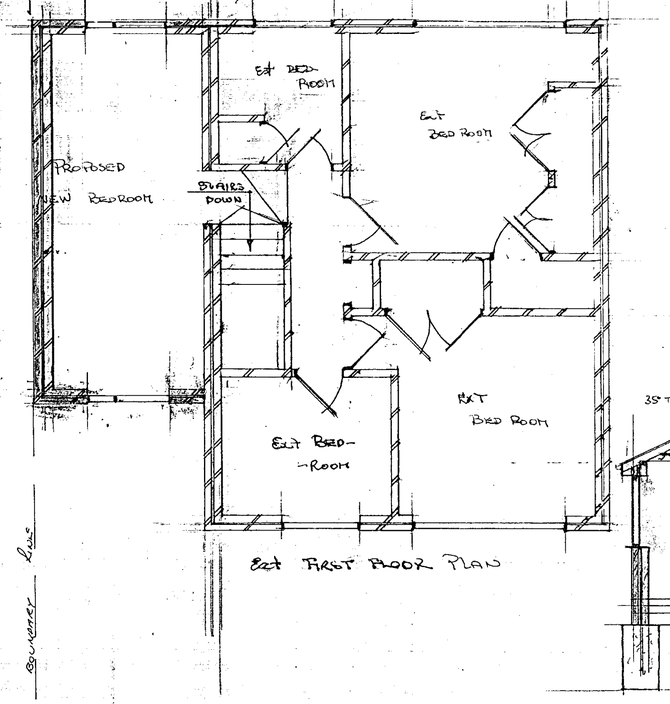

Ext FIRST FLOOR PLAN



LAUD WAY
SCALE 1/500

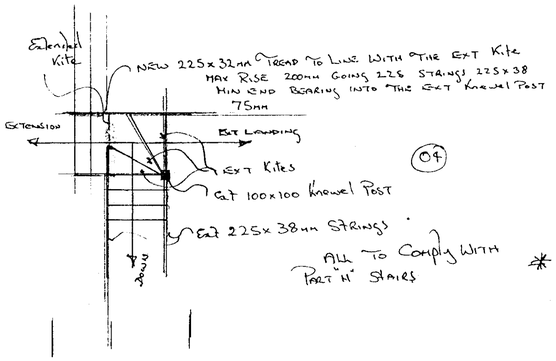

ALL TO Comply With Part "K" Stairs

* See Structural Engineer details for steel beam calculations

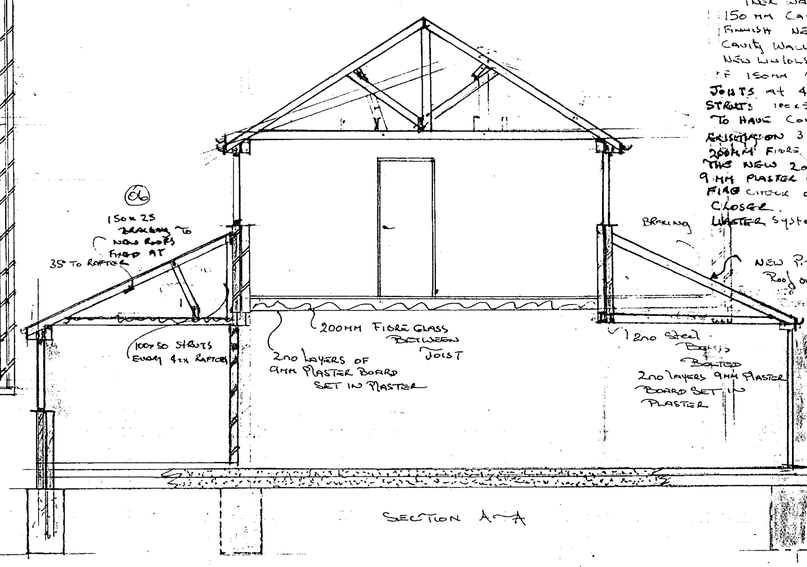

SECTION A-A

PLANNING DEPT
POL
DC
APP
OS
COPIES TO:
10 AUG 2000
ACK:
FILE:

PROPOSED 1ST FLOOR EXTENSION
TO 9 LAUD WAY WOKINGHAM BERKS
SCALE 1/100 1/50

The Ext Foundations To Be Checked For Load Bearing
New Foundations To Be Inspected & To Lin Approval
New Rear Floor To Have 150mm Hard-Core Blinded With Soft Sand Covered By 1200G Pol Theene Linked To The Inner Wall D.P.C 50 mm Polystyrene Laid Over Foothene 150 mm Cast Conc Site Slab With A 5cm Floor Screed Finish New Brick Work To Match The Ext With 50mm Cavity Wall Batts, 100 mm Thermalite Inner Skin.
New Lintols To Be Catnic or IG With Min End Bearing of 150mm The New Floor To Have 125 x 50 Rat Flow Type Joists at 400 c/c 175 x 50 Binders 200 x 75 Pitch Pine Risers 100 x 50 Hangers 175 x 19 Ridge Board. The Is A Knee To Have Continuous Soil Vents. New Roof To Match The Existing 38 x 14 Treated Battens on Sarking Felt Fixed 200mm Fibre Glass Wall Between The New Timber Roof Joists The New 200 x 50 Floor Joists To Overlap New Timber Wall Plate 9 mm Plaster Board To Underside Existing Roof Fixed Clock Door To The Front Of The Valves On A Self Closer. New Rule To Be Connected In The Same Manner System or New Boarding Over Existing Floor Boards New Pipe Work To Be Concealed Where Possible

Foundations Both Internal & External To New Windows To Match Those With Trickle Vents Painted Back Ground Ventilators.

New Floor Joists ... 200 x 50 at the ...
New Gable Walls To ... Thick Cavity Walls ... Thick ... 1:2 ... Block Work's

(02) No New 1hr Rated Door To Be Installed At The Rear Of The Ext Garage

(03) See Engineers Details

(04) See Details Above

(05) The New Roof Valleys To Have Glass Fiber Valley Troughs On 9mm Ply Wood For Under Support On 175 x 38 Lay Board On Ext Rafters All Valleys To Be Pointed In Sand And Cement

(06) Above

(07) Two No Layers Of 12mm Plaster Board Fixed To New Steel Beams Set In Plaster To Provide Fire Protection

REVISED PLAN

APPROVED

F/2000/1562

CD 10/10/00.