DO NOT SCALE from this drawing
All dimensions must be verified at the site before setting out : commencing work : or making any shop drawings.

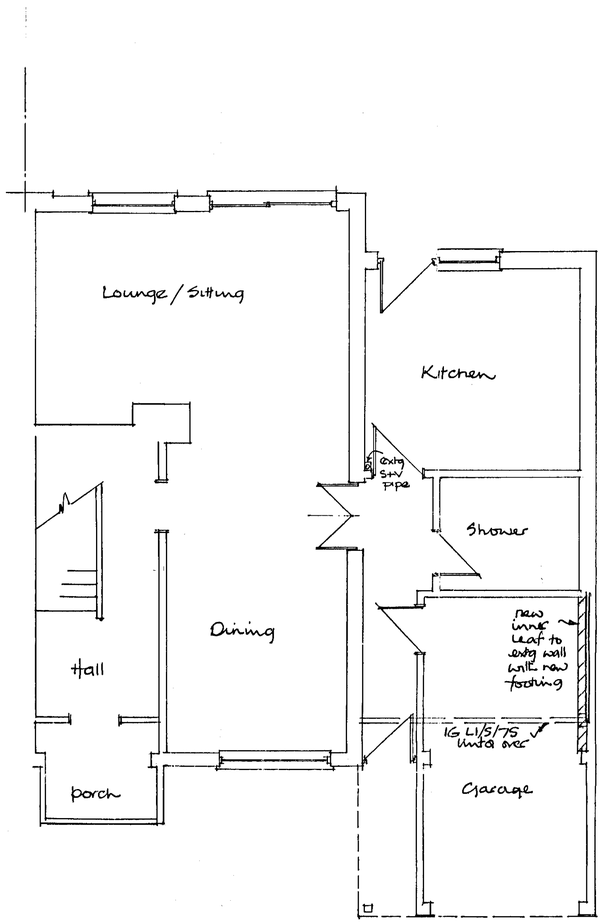

GROUND FLOOR PLAN

"Xpelair" or similar mechanical extractor fan fitted to bathroom giving 15 L/sec extraction rate.

Anti siphon deep seal traps fitted to bath, W.h.b wastes.
38 mm dia waste pipes fitted with rodding eyes taken into exstg S+V pipe

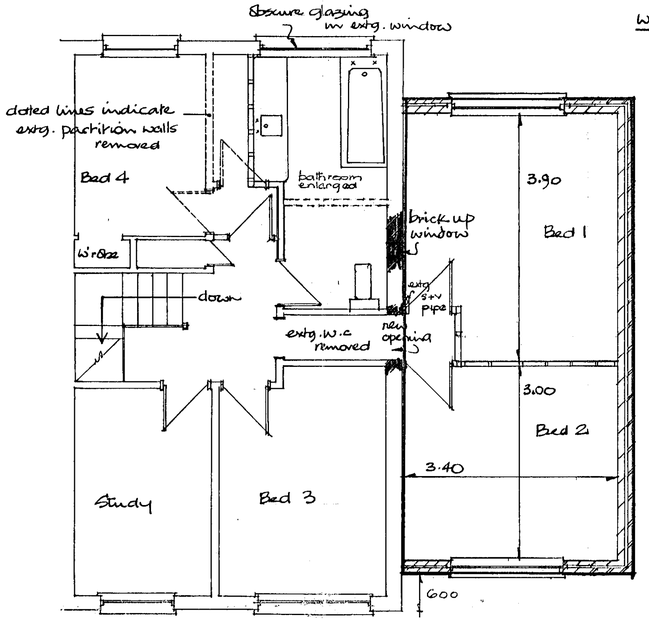

PROPOSED FIRST FLOOR

Building Construction Notes:

Foundations: To be determined & exposed to Building Control Officers requirements

Walls: 105 facing brick, 75 cavity with Rockwool cavity batts in void, 100 Thermalite inner leaf with 18 mm plaster internally. 1/6 L1/575 lintels over new openings with min 150 end bearings & having insulated void.

Windows: Double glazed units in uPVC frames, fitted with trickle vents giving 8000 mm² ventilated openings.

Floor: 19 mm flooring grade chipboard on 200 x 50 joists @ 400 c/c's.

Stud partitions: 75x50 uprights @ 400 c/c's on sole & head plates faced each side with 9.5 p/bd. fibre glass in void.

Main Roof: To be either Roof Trusses manufactured & supplied e.g. JEWSONS/D.N.ARCHER or 125 x 50 rafters @ 400 c/c's with 225 x 75 purlins at mid rafter.
Ceiling joists 125 x 50 @ 400 c/c's with 175 x 75 binders @ 1.20 c/c's. 200 mm fibre glass insulation 9.5 p/bd ceilings.

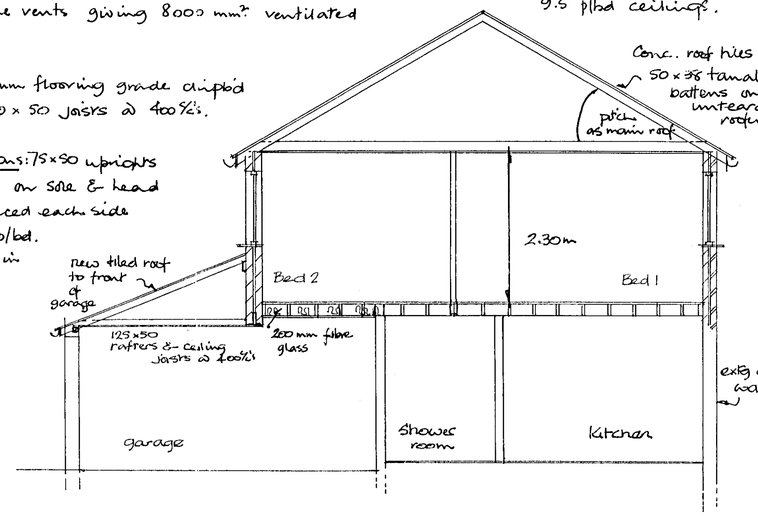

TYPICAL SECTION THRO'

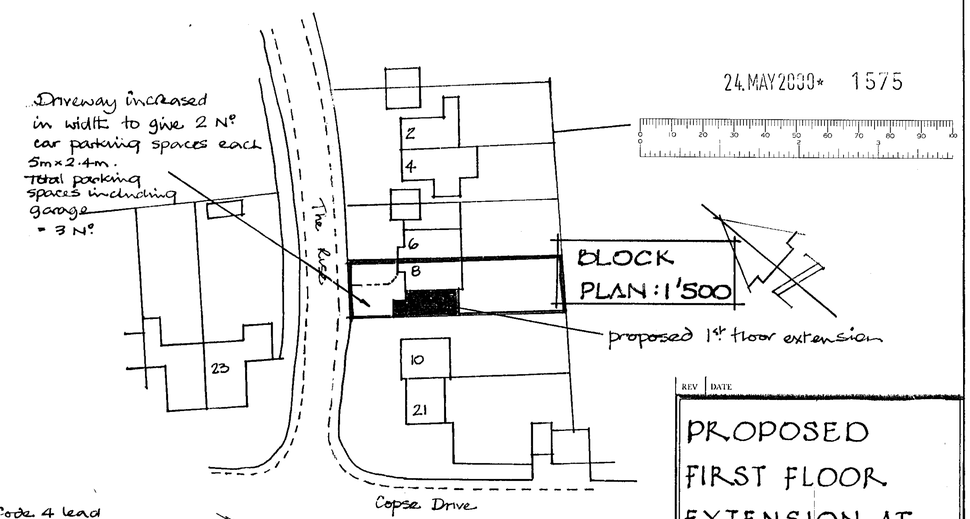

24.MAY 2000* 1575

APPROVED

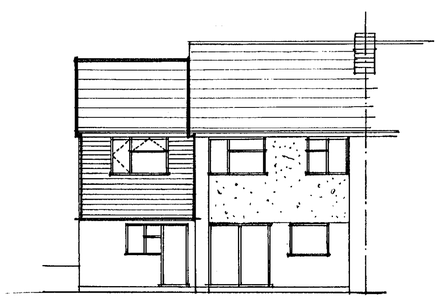

REAR ELEVATION

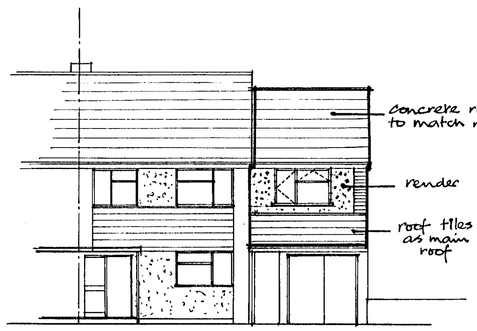

FRONT ELEVATION

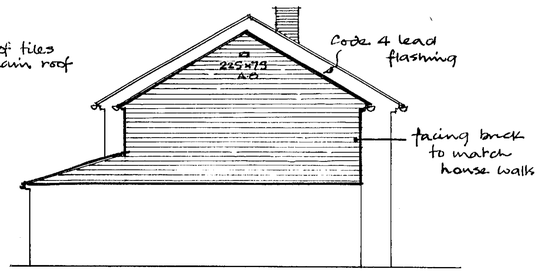

SIDE ELEVATION

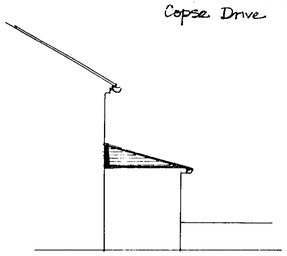

SIDE

REV | DATE

PROPOSED FIRST FLOOR EXTENSION AT N° 8 THE RISE EMBROOK WOKINGHAM

Client:
Mr & Mrs R. JONES
Tel: 0118 9 775414

TITLE

DATE	SCALE	DRAWN	DRG No.	REV
APRIL '00	1/50 & 1/100			

MARQUE AVONMOUTH 256
This drawing remains the copyright. not be copied or reproduced without consent.

D 17/11/00