Copyright Fineline Architects Ltd. This drawing, or any of its contents, may not be copied, reproduced or distributed without the written consent of Fineline Architects. Do not scale off this drawing. Figured dimensions to be taken from this drawing only. All contractors, subcontractors and/or specialists are responsible for taking and checking all dimensions relating to their work on site. This drawing is to be read in conjunction with all consultants information.

Revision	Issue Date	Drn	Chk

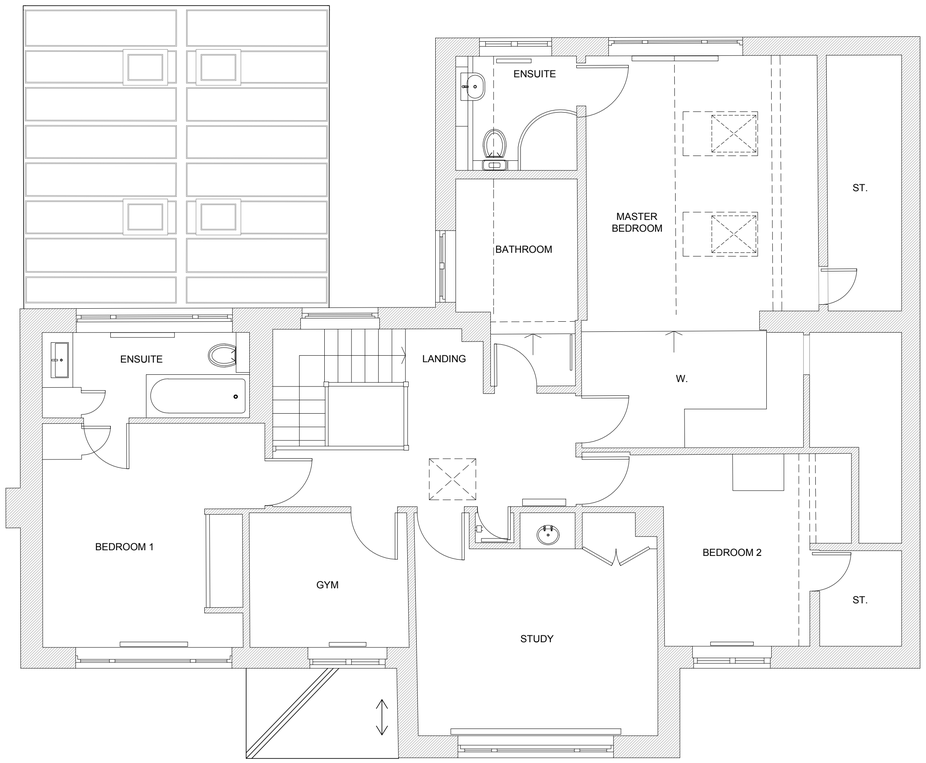

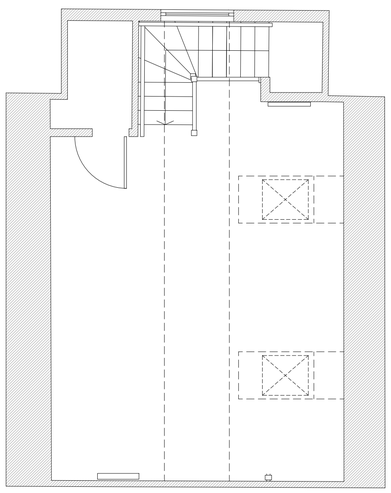

EXISTING FIRST FLOOR PLAN

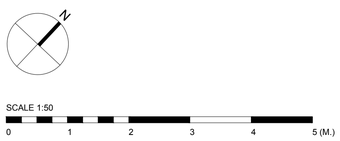

GENERAL NOTES - PLANS & ELEVATIONS

1. THIS DRAWING IS TO BE READ IN CONJUNCTION WITH ALL GENERAL ARRANGEMENT, PROJECT DETAILS, SPECIFICATIONS AND CONSULTANTS DRAWINGS.
2. UNLESS NOTED OTHERWISE, ALL DIMENSIONS ARE TO STRUCTURAL FACES AND/OR PARTITION STUDS.
3. ABBREVIATIONS;

SVP	SOIL AND VENT PIPE
DP	DRAINAGE POINT
RWP	RAIN WATER PIPE
BIG	BACK INLET GULLY

4. ALL ELEMENTS OF WORK TO BE INSTALLED ACCORDING TO THE APPROPRIATE MANUFACTURER'S INSTRUCTIONS.

Status
PLANNING

Project
WHINNEY KNOWE, 2 PAGE'S CROFT
WOKINGHAM, RG40 2HN

Drawing Title
EXISTING FIRST FLOOR PLAN

Date	Scale	Drawn by	Check by
FEB 26	1:50 @ A1	IG	KA
Project No.	Drawing No.		Revision
25.111	PL.1301		-

fineline

01491 526 936
studio@finelinearchitects.co.uk
finelinearchitects.co.uk