© McLEAN HOMES SOUTH WEST LIMITED 1997



FRONT ELEVATION

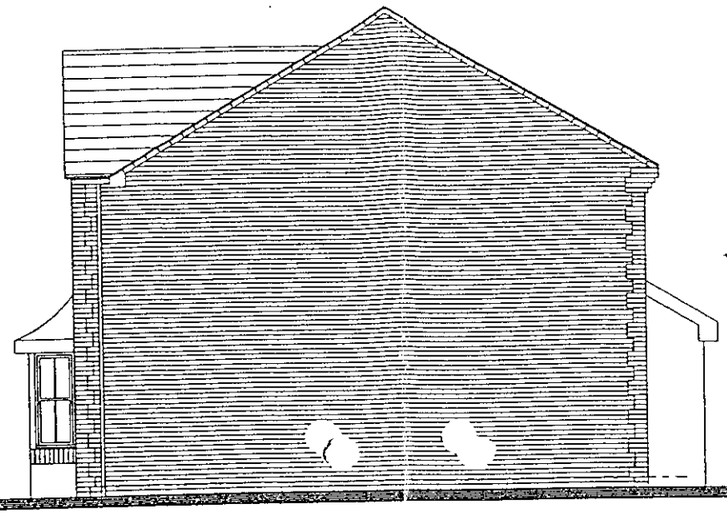

SIDE ELEVATION



REAR ELEVATION



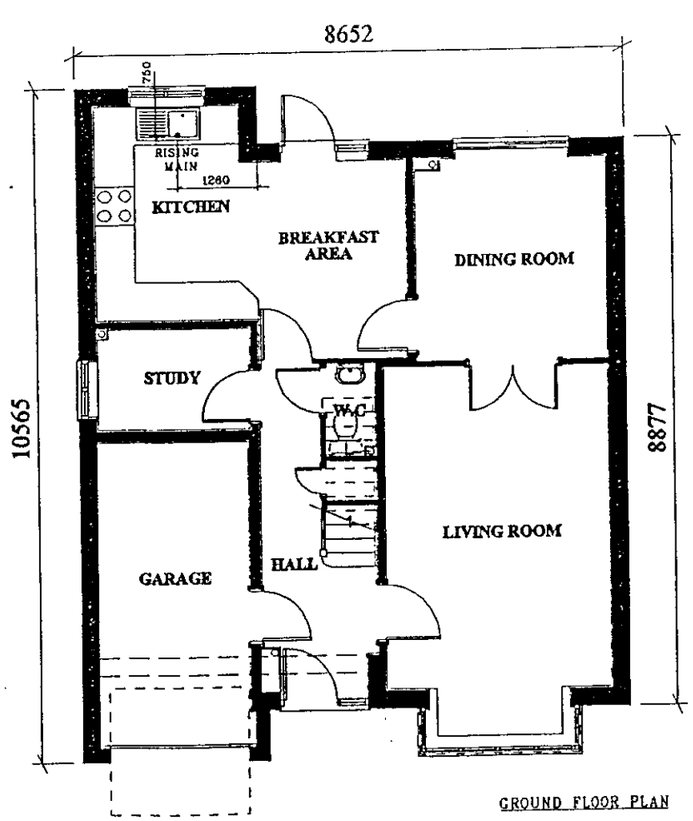

GROUND FLOOR PLAN

GROUND FLOOR PLAN

LIVING ROOM	11'8" x 18'10" (max)
DINING ROOM	9'11" x 10'4"
KITCHEN	16'1" x 11'0" (max)
STUDY	7'11" x 5'2"
CLOAKS	2'7" x 4'9"

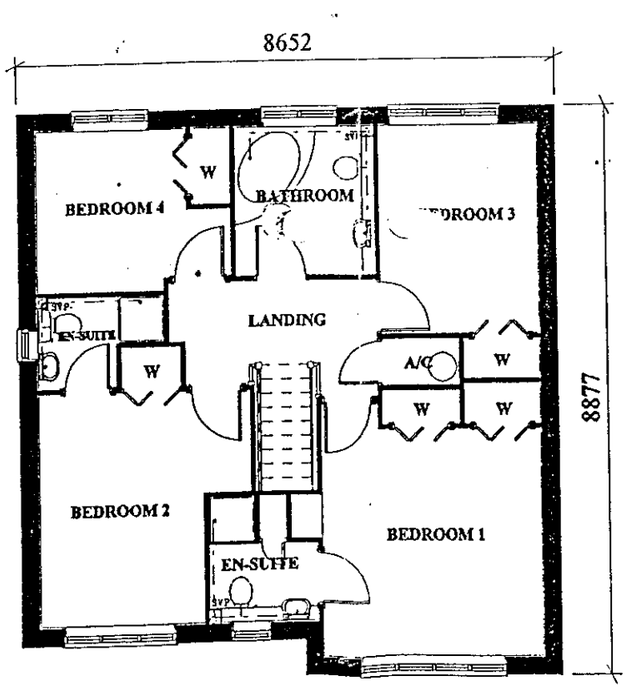

FIRST FLOOR PLAN

FIRST FLOOR PLAN

BEDROOM 1	11'8" x 11'9"
BEDROOM 2	11'3" (max) x 11'10"
BEDROOM 3	8'4" x 10'9"
BEDROOM 4	10'2" (max) x 8'3"
BATHROOM	7'6" x 7'7"

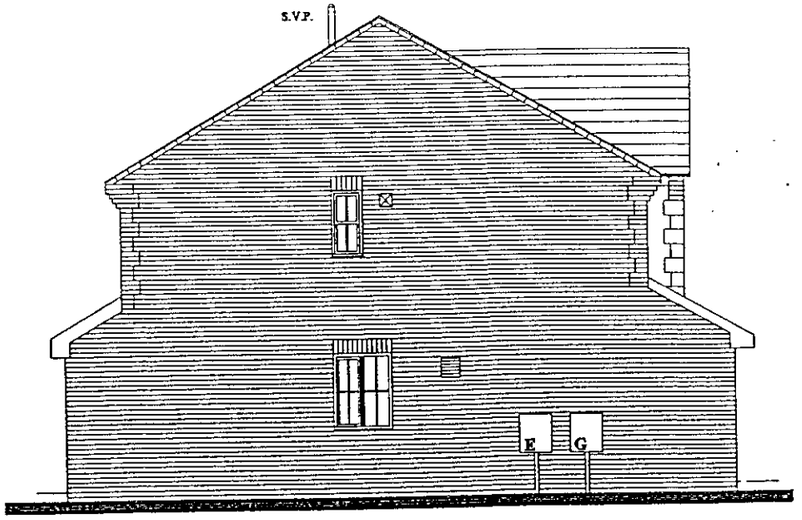

SIDE ELEVATION

09.JUN.2000* 1001

HOUSE TYPE AREA = 1353 sqft

McLean Homes South West Limited
Builders and Home Developers
Omicron, Windmill Hill Business Centre
Swindon, Wiltshire, SN5 6PA
Telephone: (01793) 874700 (10 lines)
Fax: (01793) 874772

HOUSE TYPE PLANNING DRAWING

SUNNINGDALE 2	SK
1:100	MAR 1997

M

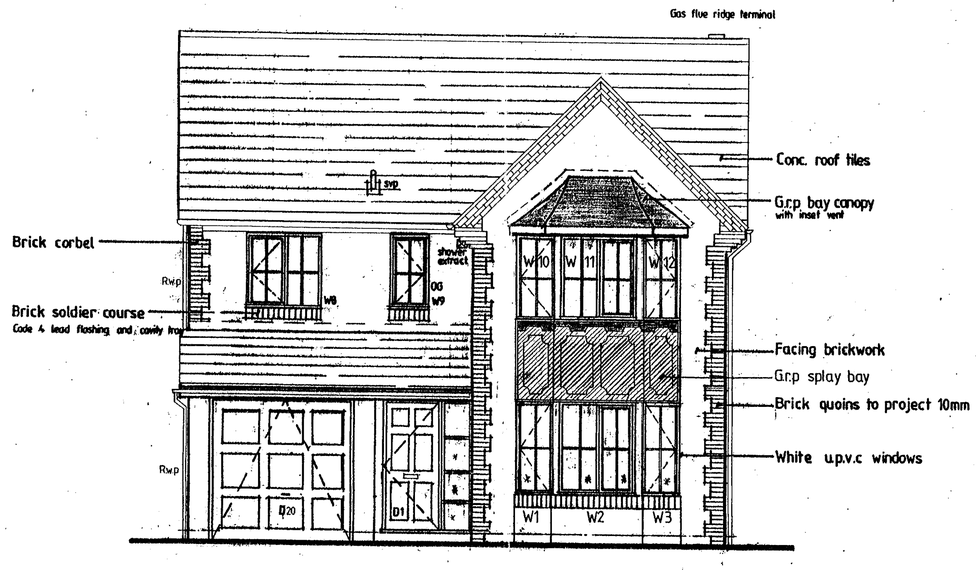

Front elevation

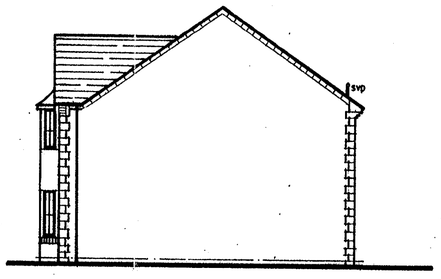

Side elevation

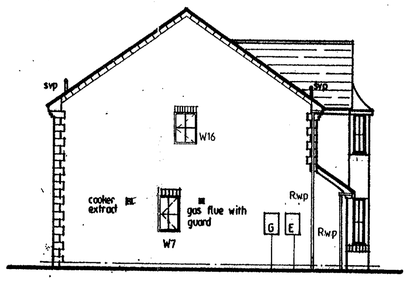

Side elevation

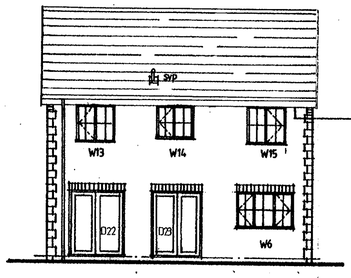

White PVCU fascia and soffit

Rear elevation

Glazing

Large panes up to 800mm above floor level in partitions, and 1500mm in doors, including sidelights 300mm either side should be of a laminated or toughened glass.
Small panes should be of annealed glass minimum 6mm thick with each panel having a max. width of 250mm and area of 0.5m².

Where the cavity is to be fully filled with insulation, trays or lintels, should have preformed stopends. Bond to cavity tray or chipped to lintel to coincide with a perpend joint. Weep holes should be provided at 450mm centres with at least two per opening.

Window Schedule

W1	630 x 1500
W2	1200 x 1500
W3	630 x 1500
W6	1770 x 1050
W7	630 x 1050 o.g.
W8	1200 x 1200
W9	630 x 1200 o.g.
W10	630 x 1350
W11	1200 x 1350
W12	630 x 1350
W13	1200 x 1200
W14	1200 x 1050 o.g.
W15	1200 x 1200
W16	630 x 1050 o.g.

Door Schedule

D1	1350 x 1981 entrance door
D2	838 x 1981
D3	838 x 1981
D4	838 x 1981
D5	838 x 1981
D6	762 x 1981
D7	686 x 1981 fire door + S.C
D8	762 x 1981
D9	900 bi-fold 4A3
D10	900 bi-fold 4A3
D11	762 x 1981
D12	900 bi-fold 4A3
D13	762 x 1981
D14	762 x 1981
D15	762 x 1981
D16	1200 sliding door
D17	762 x 1981
D18	762 x 1981
D19	1200 bi-fold 4A3
D20	2134 x 2134 garage door
D21	762 x 1981
D22	1800 x 2100 french doors
D23	1500 x 2100 french doors
D24	2/686 x 1981 double door
D25	686 x full height

LINTEL SCHEDULE

LOCATION	LENGTH	TYPE
D1	1650	TIMBER BY OTHERS
D2	1200	BOX LINTEL 75
D3	1200	BOX LINTEL 75
D4	1200	BOX LINTEL 75
D5	1200	BOX LINTEL 75
D7	1200	BOX LINTEL 150
LOUNGE BAY	2400	L1/S 75
D22	2100	L1/S 75
D23	1800	L1/S 75
W6	2100	L1/S 75
W7	1050	L1/S 75
W8	1500	L1/E 50
W9	1050	L1/E 50
BEDROOM 1 BAY	2400	L1/S 75
W13	1500	L1/E 50
W14	1500	L1/E 50
W15	1500	L1/E 50
L1	4650	L1/S 75
D20	2550	BOX LINTEL 200
D24	1800	BOX LINTEL 100
W16	1050	L1/S 75

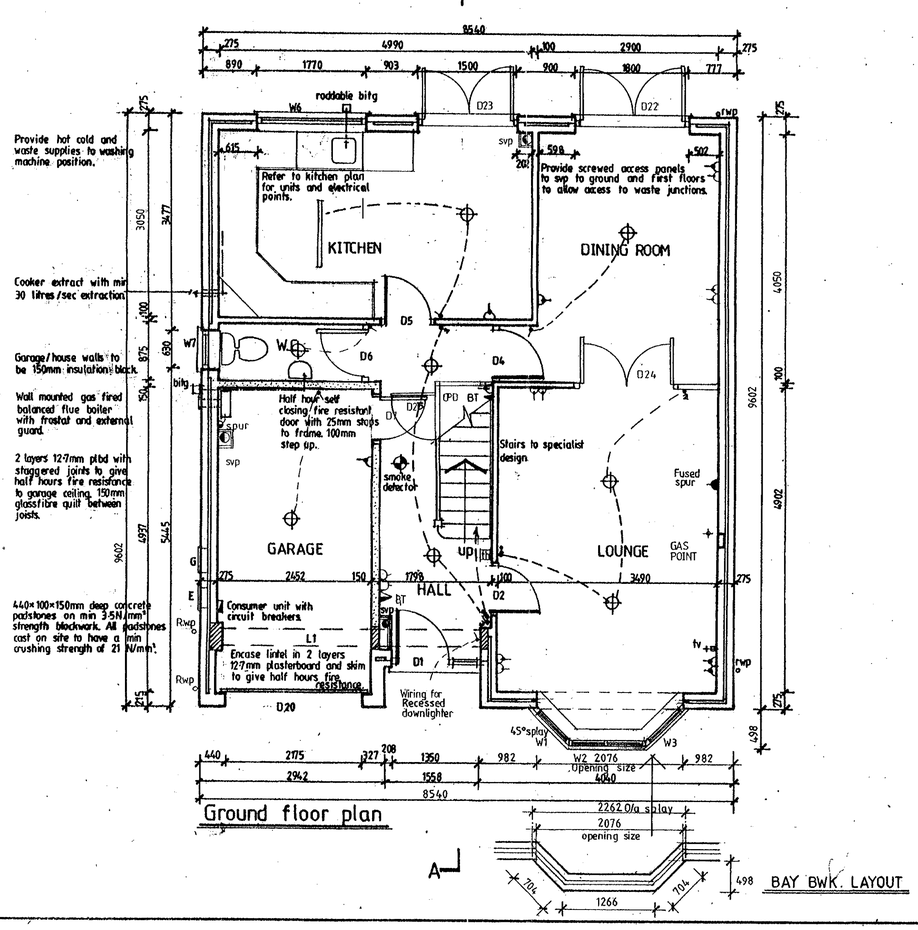

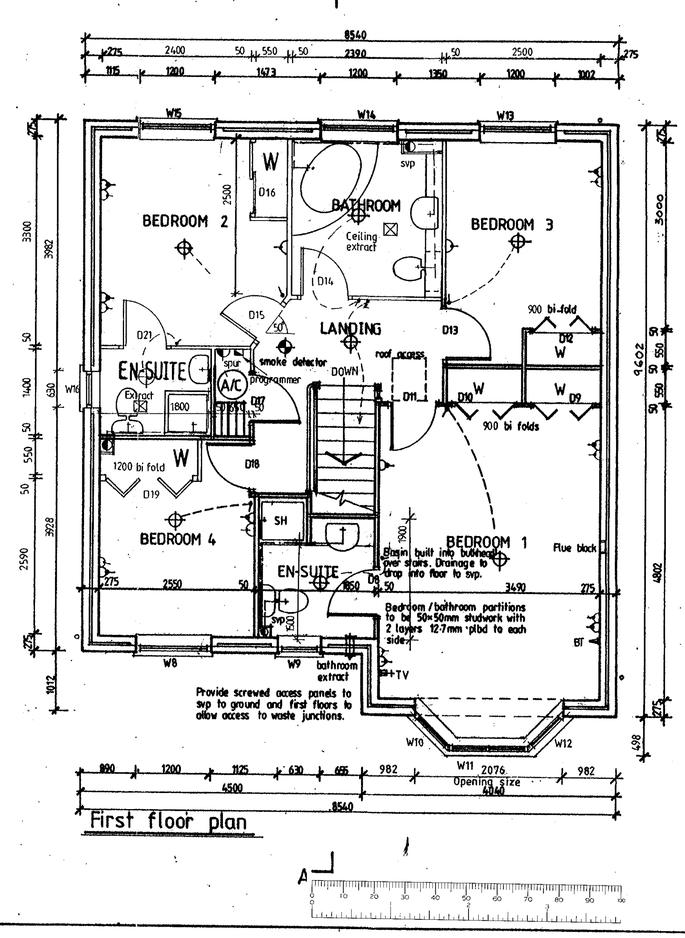

D 1/8/96 Bathrm layout amended. kitchen
Workton deleted. Newel posts shown as single. I.G.S
REV.R D25 ADDED FOR ACCESS UNDER STAIRS JB 9/6/99
REV.C 26/7/96 W1, 2, 10, 12 amended to 630 wide
Lintel amended over. Openings for W1,2,3,10,11,12
REV.P D16 AMENDED FROM BI-FOLD TO SLIDING DOOR JB 28-1-99
REV. 26.7.96 W1/W12 schedule amended
kitchen dimension increased 80mm.
REV.N ALL BI FOLD DOOR SIZES AMENDED FOLLOWING BUYERS COMMENTS.
REV. 8-6-96
D5 amended to 838 wide & repositioned. D7 amended to 686 wide & repositioned. D2, D4, D5 amended to 838 wide.
REV.M BREAKFAST BAR REMOVED FROM KITCHEN UNITS. IJF 28-4-98
Door & switch added where electric fire is specified. Roof repositioned to Dining room.
REV.L BATHROOM SVP RETURNED TO ORIGINAL POSITION EN SUITE SVP MOVED IJF 27-4-98
FLOOR AREA = 1375 sqft
REV.E 1/11/96 R.W.P's re-positioned from front elevation to side wall. Add. Socket added to landing light switch to garage re-positioned.
REV.K EN SUITE ADDED TO BED 2, BATHROOM, & KITCHEN AMENDED. SCHEDULES AMENDED ACCORDINGLY. IJF 21-4-98
REV.J LINTELS AMENDED. 29-1-98
REV.H IJF 14-1-98 LEAN TO ROOF OVER GARAGE AMENDED (HIP REMOVED). LINTEL SCHEDULE REVISED.
REV.G PVCU FASCIA NOTES ADDED TO ELEVATIONS. IJF 10-12-97
REV.F SOCKET OUTLETS AMENDED TO DOUBLE, SHAVER SOCKETS REMOVED, RADS REMOVED, TO RURALISE THE HOUSE-TYPE THE ROOF HAS BEEN LOWERED & THE DENTIL STYLE FASCIA AMENDED. IJF 25-11-97

McLean Homes South West Limited
Builders and Estate Developers
Omicron, Windmill Hill Business Centre
Swindon, Wiltshire SN5 5YU
Telephone: (01793) 874700 (10 lines)
Fax: (01793) 874772

project: ALEXANDRA RURAL
title: SHEET 1 OF 2
drawn: IJF
scale: 1:50 1:100
date: NOV 97
revision: R
no. ID 303

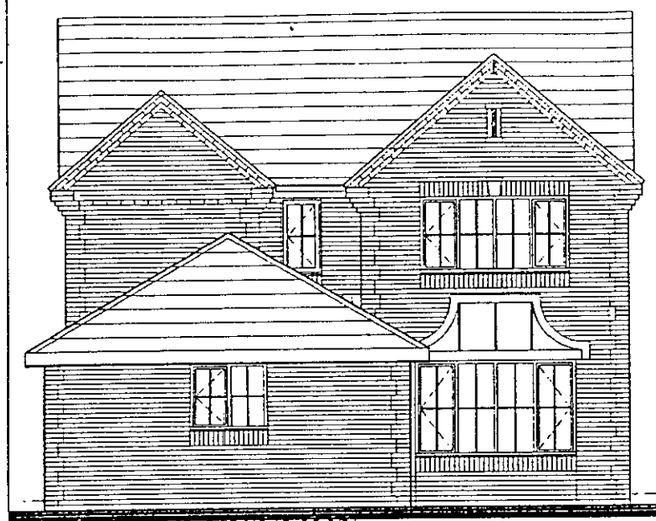

FRONT ELEVATION



SIDE ELEVATION



REAR ELEVATION

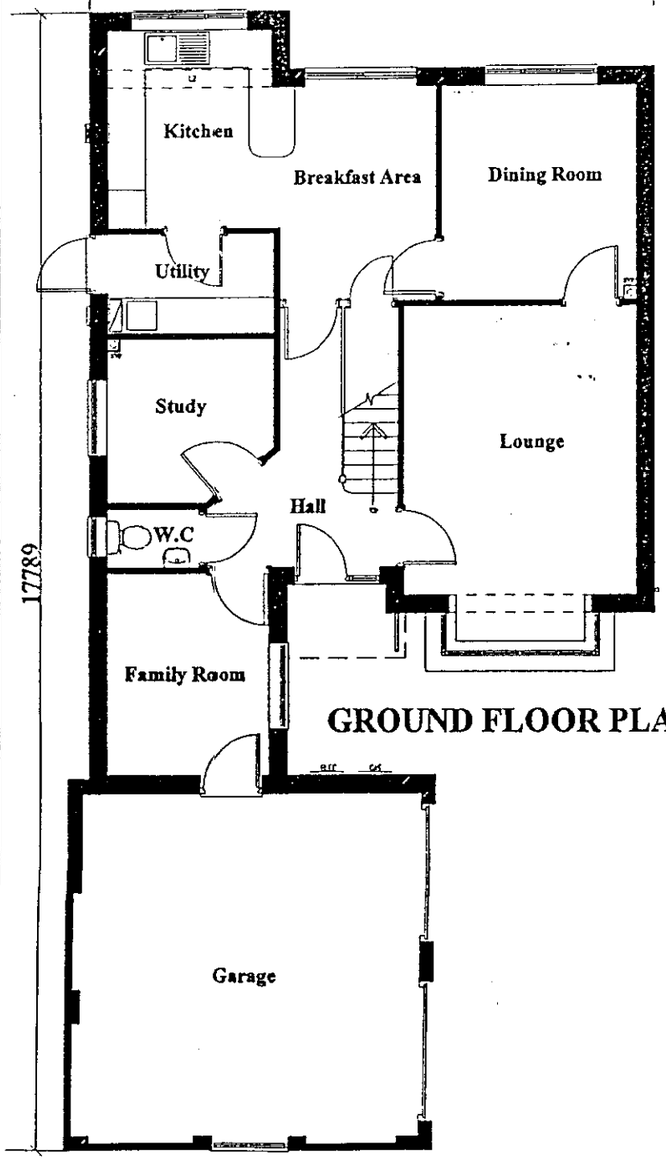

GROUND FLOOR PLAN

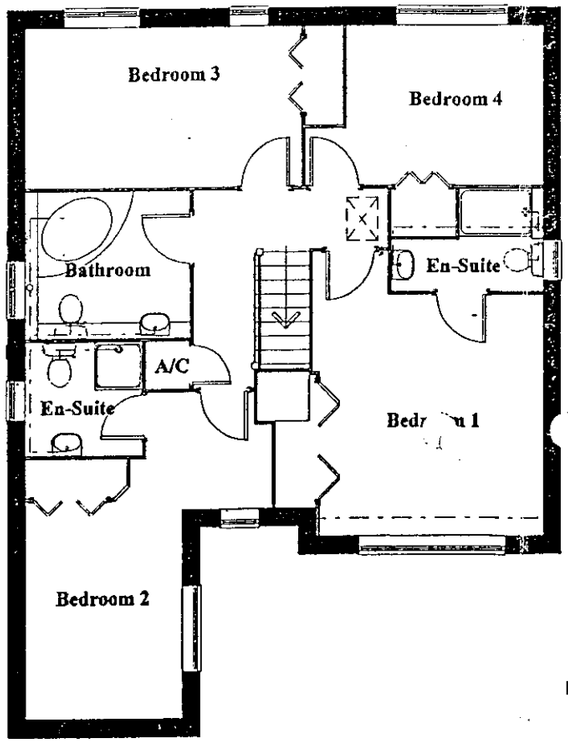

FIRST FLOOR PLAN

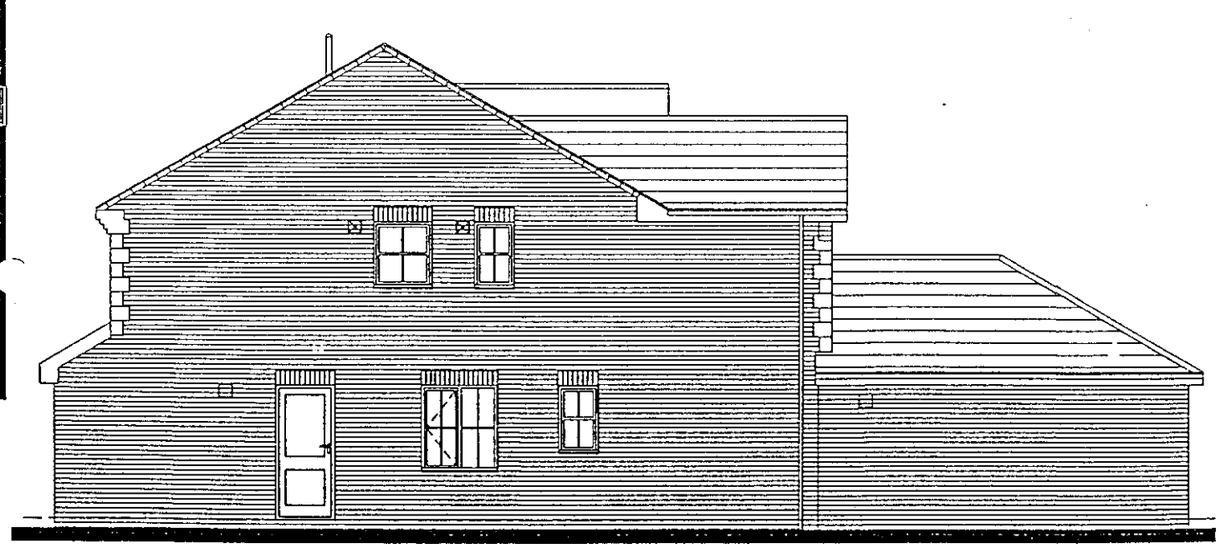

SIDE ELEVATION

09 JUN 2000* 1661

FILE COPY

HOUSE TYPE AREA = 1592 sqft

McLean Homes South West Limited
Builders and Estate Developers
Quixote, Whitehill Hill Business Centre
Swindon, Wiltshire, SN5 4PA
Telephone: (01793) 674700 (10 lines)
Fax: (01793) 674772

PLANNING DRAWINGS

ARNHAM 3 (Attached Garage) — SK

1:100 — APR 1997

M

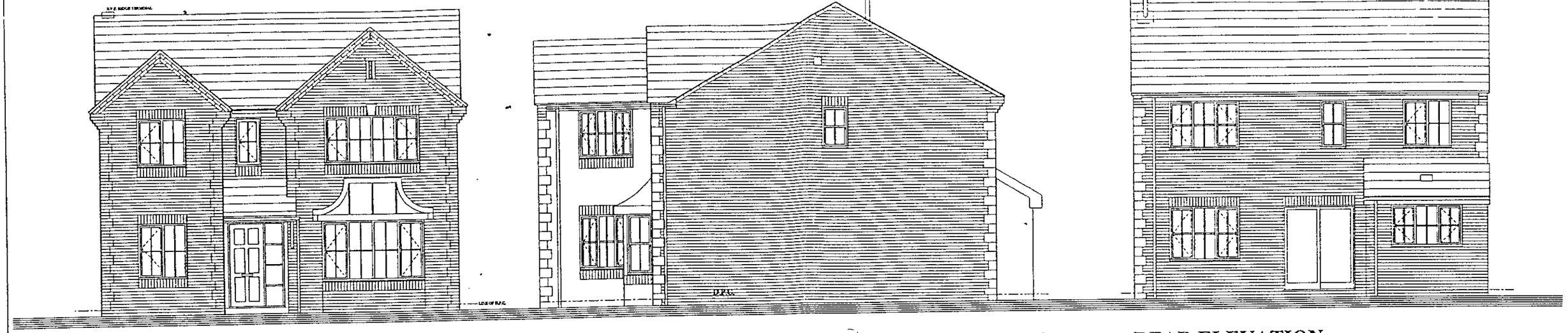

FRONT ELEVATION 1:50

SIDE ELEVATION

REAR ELEVATION

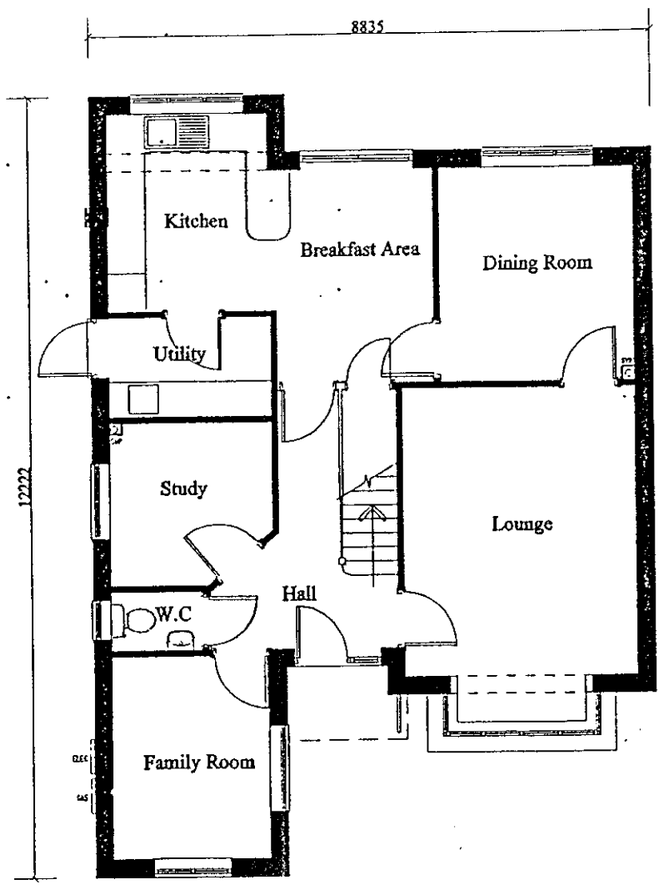

GROUND FLOOR PLAN

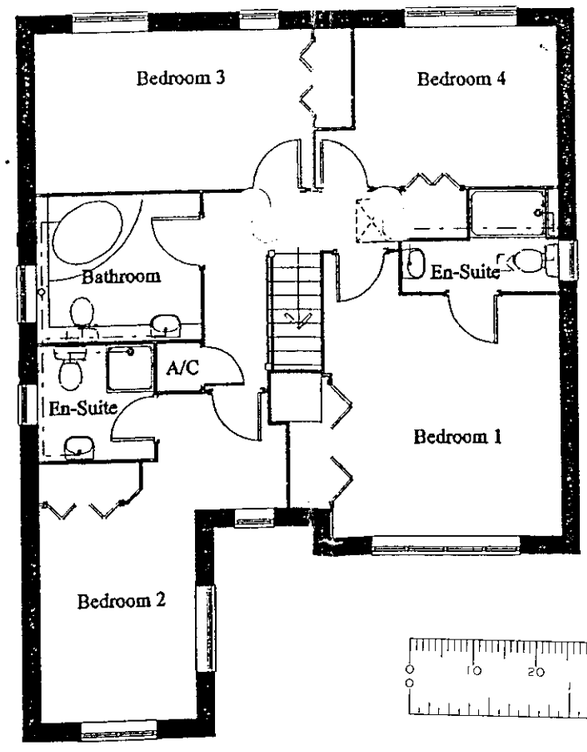

FIRST FLOOR PLAN



SIDE ELEVATION

09. JUN. 2000* 1661

© McLEAN HOMES SOUTH WEST LIMITED

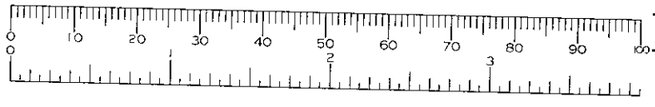

HOUSE TYPE AREA = 1592 sqft

McLean Homes South West Limited
Builders and Estate Developers
Omikron, Windmill Hill Business Centre
Swindon, Wiltshire, SN5 6PA
Telephone: (01793) 874700 (10 lines)
Fax: (01793) 674772

HOUSE TYPE PLANNING DRAWING

FARNHAM 3 DETACHED GARAGE			SK
1:100	Feb 1997		

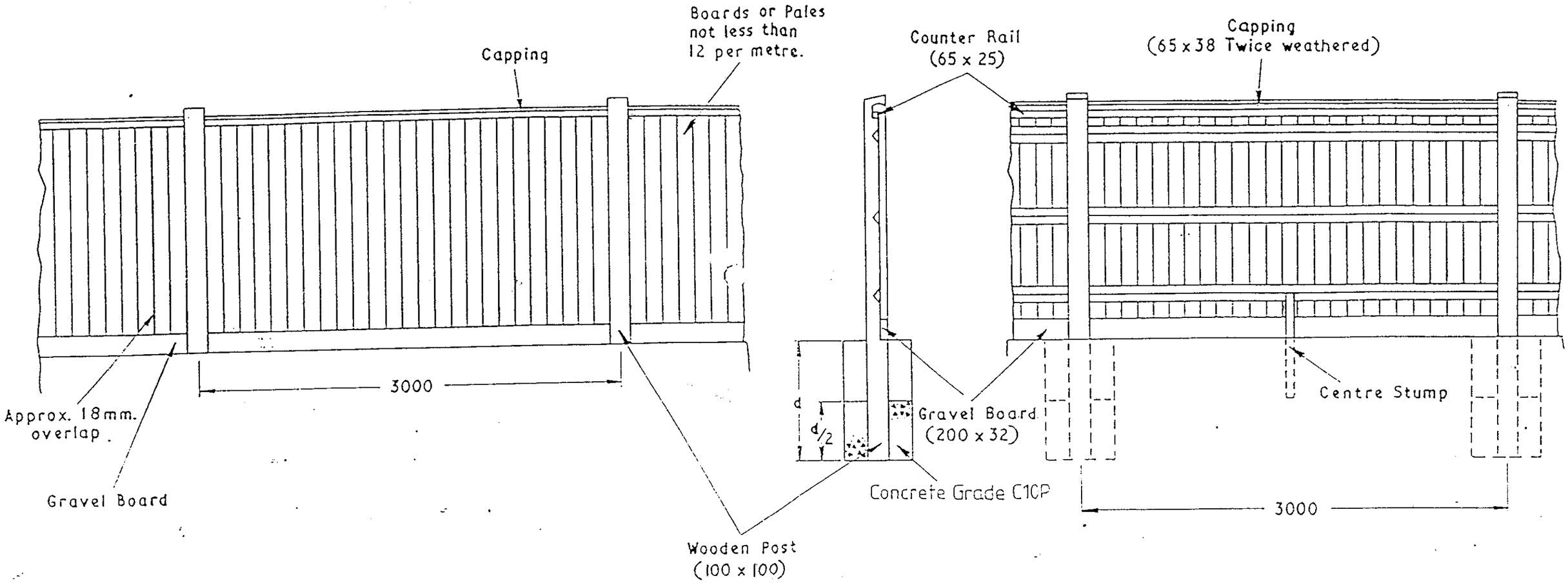

NOTES

1. All Close Boarded Fencing to be in accordance with Specification clauses 302 and 307, and BS 1722 Part 5.
2. Boards are to be fixed on highway side of fence.
3. Boards to be 100 wide, cut tapered 14 to 7 (min).
4. Centre Stump (600x50x50) splay cut and nailed to bottom rail.
5. Gravel Board (200x32) to be fitted.



09.JUN.2000* 1661

McLean Homes South West Limited
Builders and Estate Developers
Omicron, Windmill Hill Business Centre
Swindon, Wiltshire SN5 9YU
Telephone: (0793) 874700 (10 lines)
Fax: (0793) 874772

project			
Closeboarded Fence Detail			
title			drawn
scale	date	revision	no.
n.t.s.			952/02

McLean

ELEVATION

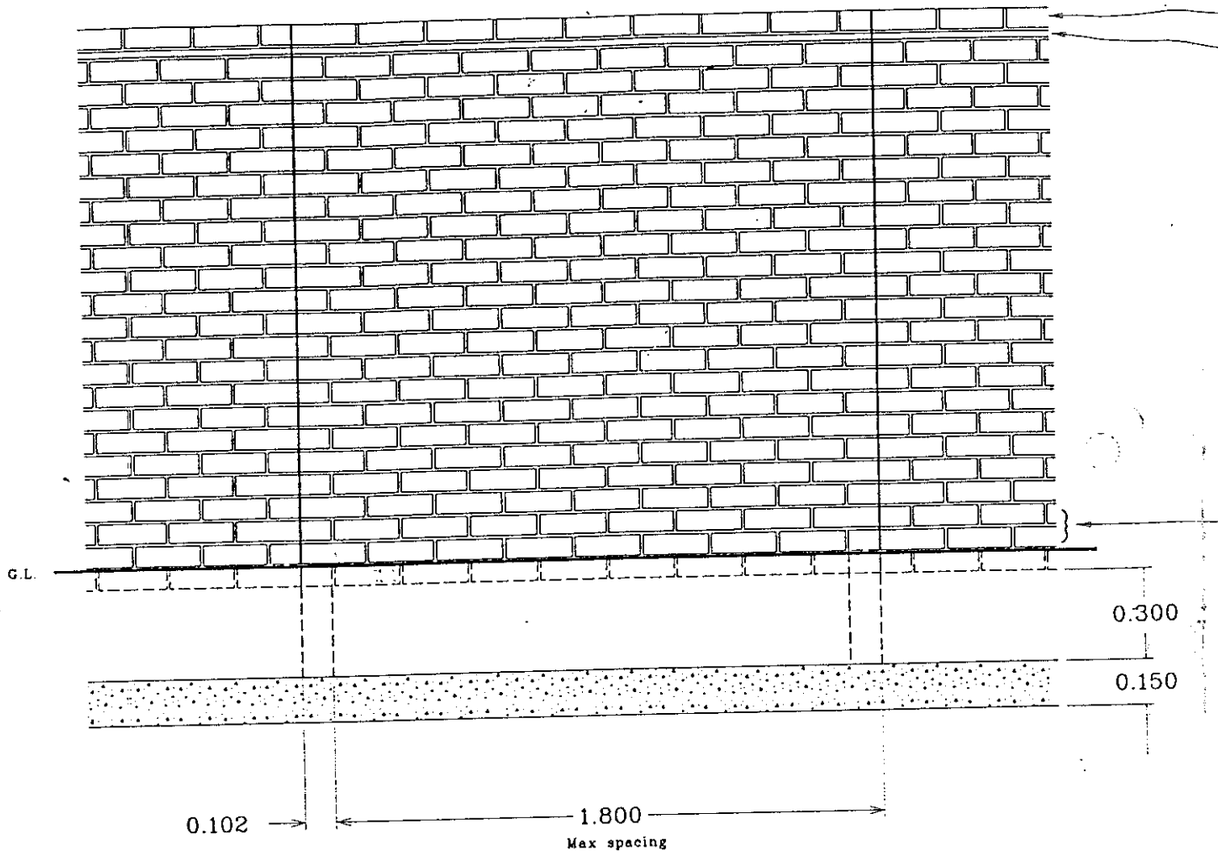

SECTION

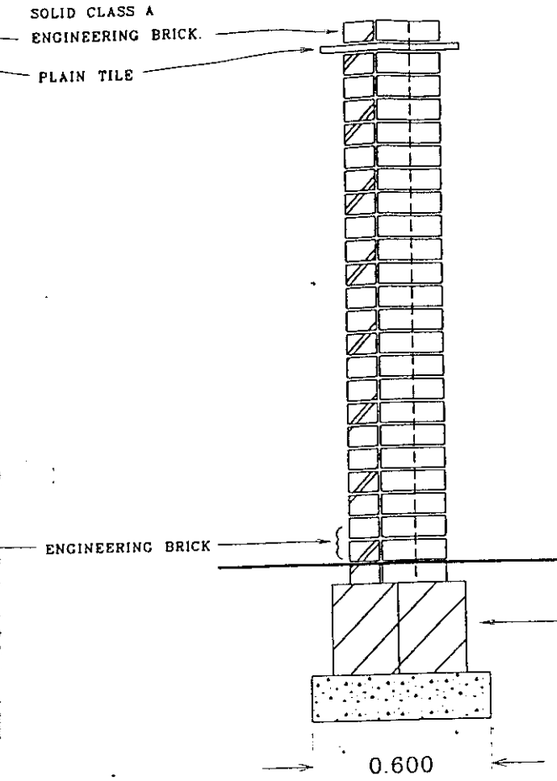

WALL CONSTRUCTED FROM
215 x 102 x 65mm FACING BRICKS
LAID WITH CEMENT MORTAR 1:4

WHERE THE MAIN BRICK IS UNSUITABLE FOR USE BELOW GROUND. SUITABLE ENGINEERING BRICKWORK IS TO BE USED TO 150mm ABOVE GROUND LEVEL.

225 mm WIDE BLOCKWORK
BELOW GROUND LEVEL.

PLAN

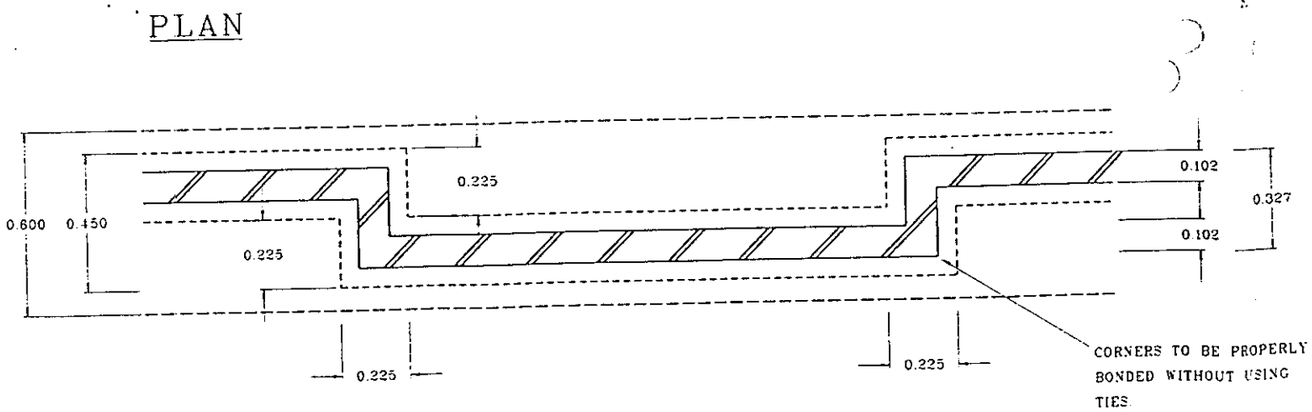

EXPANSION JOINT

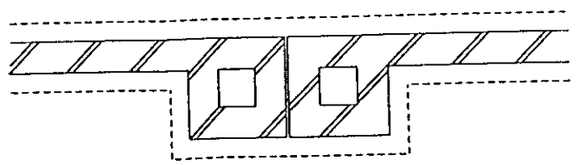

REQUIRED AT 9.0m MAX INTERVALS- 12mm JOINT BETWEEN END PIERS FILLED WITH "FLEXCELL".

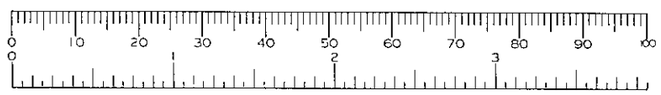

END DETAIL

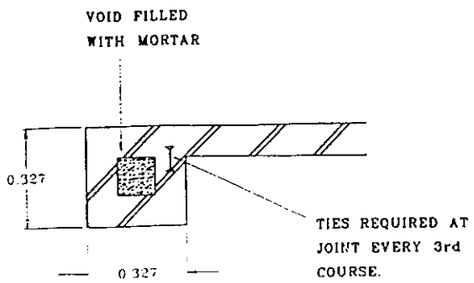

09. JUN. 2000*

McLean Homes South West Limited
Building and Home Developers
Gardenia, Windmill Hill Business Centre
Basingstoke, Hampshire, RG21 4TA
Telephone (01256) 329700 (20 lines)
Fax (01256) 329722

BRICK SCREEN WALL DETAILS

1.8m HIGH SINGLE SKIN

Scale 1:20	Date 4.12.96	Revision	No. 952/1

Sheet 1/F

McLEAN

© McLean Homes South West Limited 1997

DOOR SCHEDULE	
REF	SIZE
D1	838 x 1981 EXT+SIDELIGHT
D2	838 x 1981
D3	762 x 1981
D4	838 x 1981
D5	838 x 1981
D6	2no.686 x 1981
D7	838 x 1981
D8	762 x 1981½ HOUR + S.C.
D9	838 x 1981 EXT
D10	2135 x 2135
D11	2135 x 2135
D12	762 x 1981
D13	1220 x BI-FOLD (4A3)
D14	1220 x BI-FOLD (4A3)
D15	762 x 1981
D16	1220 x BI-FOLD (4A3)
D17	762 x 1981
D18	762 x 1981
D19	920 x BI - FOLD
D20	762 x 1981
D21	686 x 1981
D22	1520 x BI-FOLD (4A3)
D23	762 x 1981
D24	762 x 1981
D25	1520 x BI-FOLD (4A3)
D26	762 x 1981

WINDOW SCHEDULE	
REF	SIZE
W1	630 x 1350
W2	1200 x 1350
W3	630 x 1350
W4	1200 x 1200
W5	1800 x 2150 PATIO DOORS
W6	2338 x 1350
	630 x 1350 — BAY WINDOW
	630 x 1350
W7	488 x 1050
W8	1770 x 1050
W9	1200 x 1200
W10	1200 x 1200
W11	630 x 1050 O.G
W12	1770 x 1200
W13	1770 x 1200
W14	1200 x 1050 O.G
W15	915 x 1050 O.G
W16	1770 x 1200

LINTEL SCHEDULE		
LOCATION	LENGTH	TYPE
W1	900mm	LI/E 50
W2	1500mm	LI/E 50
W3	900mm	LI/E 50
W4	1500mm	LI/S 75
W5	2100mm	LI/S 75
D6-W7	1660mm	LI/S 75
W8	2100mm	LI/S 75
W9	1900mm	LI/S 75
W10	1500mm	LI/S 75
W11	900mm	LI/E 50
W12	2100mm	LI/S 75
W13	2100mm	LI/E 50
W14	1500mm	LI/E 50
W15	1200mm	LI/E 50
W16	2100mm	LI/E 50
D2	1200mm	BOX LINTOL 75
D3	1800mm	INTERNAL 100
D4	1100mm	INTERNAL 100
D5	1800mm	BOX LINTOL 75
D7	1800mm	INTERNAL 100
D9	1200mm	Pre Lintol 150
L1	2170mm	LS/75 (C) NSL
L2	2750mm	LS/75 (C) NSL
L3	1950mm	LI/HD 75
L4	3600mm	LI/HD 75
L5	3000mm	LI/S 72

LINTOLS TO BE LG OR SIMILAR APPROVED.ALL LINTOLS TO BE INSULATED AND FITTED WITH CAVITY TRAY OVER.ALL LINTOLS TO HAVE A MINIMUM END BEARING OF 150MM EITHER SIDE OF OPENING.

ELECTRICAL KEY

- MULTI GANG
- SINGLE SWITCHED SOCKET OUTLET
- DOUBLE SWITCHED SOCKET OUTLET
- FUSED SPUR
- PENDANT LIGHT FITTING
- BATTEN HOLDER LIGHT FITTING
- FLUORESCENT LIGHT FITTING
- MAINS OPERATED SMOKE DETECTOR WITH BATTERY BACKUP
- CU — ELECTRIC CONSUMER UNIT
- BT — TELEPHONE OUTLET
- TV — TELEVISION AERIAL OUTLET
- TH — CENTRAL HEATING THERMOSTAT
- LIGHT SWITCH
- 2 WAY LIGHT SWITCH
- MECHANICAL ASSISTED VENTILATOR
- SH — SHOWER HANDSET
- GAS BOILER
- GAS POINT
- CENTRAL HEATING PROGRAMMER

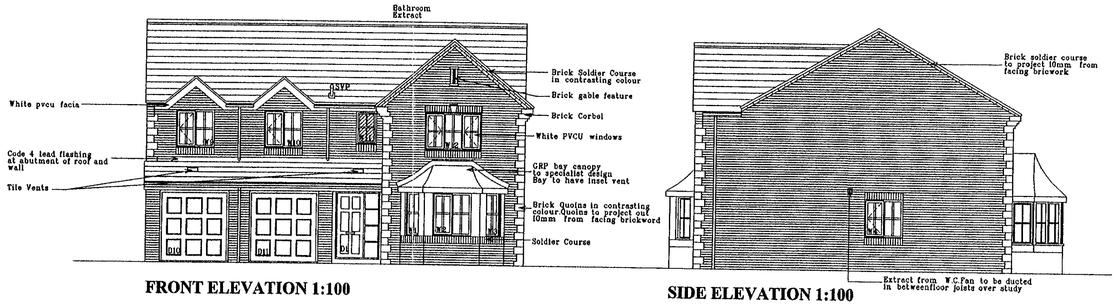

FRONT ELEVATION 1:100

SIDE ELEVATION 1:100

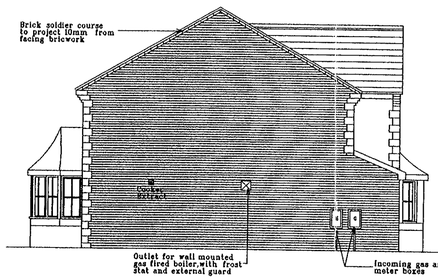

SIDE ELEVATION 1:100

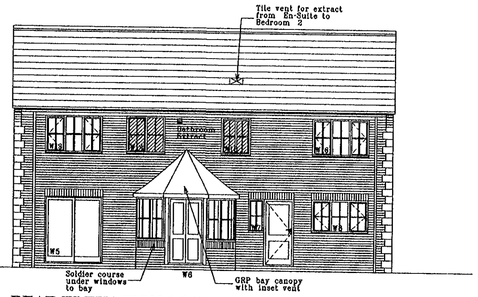

REAR ELEVATION 1:100

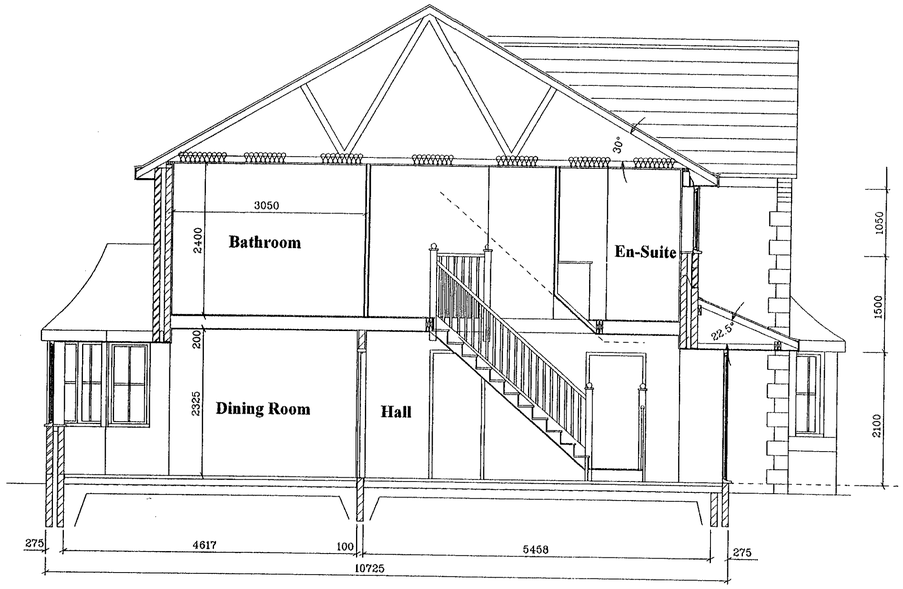

SECTION A-A

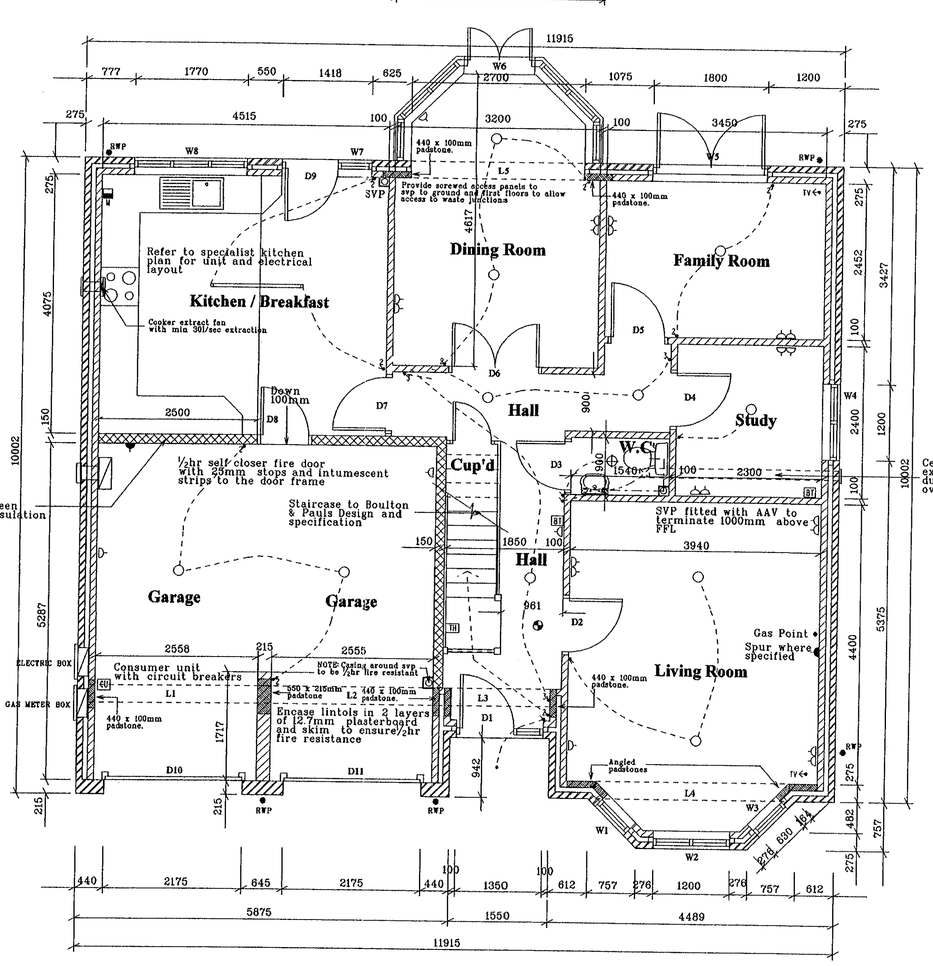

GROUND FLOOR PLAN

IMPORTANT NOTE:

ALL BLOCKWORK UP TO FIRST FLOOR TO BE 7 N/mm2 STRENGTH...

...ALL INTERNAL WALLS AND INNER LEAF OF CAVITY WALL UP TO FIRST FLOOR.

FIRST FLOOR PLAN

BLOCKWORK TO INNER SKIN OF CAVITY WALL ON FIRST FLOOR TO BE 3.5 N/mm2 STRENGTH.

DRAWING TO BE READ IN CONJUNCTION WITH MS 900/2

FORMALLY DRAWING ID 299 REV. B

REVISIONS		
A	En-Suite amended to accommodate fan shower	20/4/98 sk
B	T.V & electric point added to bedroom 5	16.6.98 sk

McLean Homes South West Limited
Builders and Estate Developers
Omicron, Windmill Hill Business Centre
Swindon, Wiltshire, SN5 6PA
Telephone; (01793) 874700 (10 lines)
Fax: (01793) 874772

Project: HOUSE TYPE WORKING DRAWING

Title: THE KENSINGTON (SH 1 OF 2) — Drawn: SK

Scale	Date	Revision	No.
1:50,1:100	OCT 1997	B	MS 900/1

McLean Homes South West Limited
Builders and Estate Developers
Cruciform, Windmill Hill Business Centre
Swindon, Wiltshire, SN5 6PA
Telephone: (01793) 874700 (10 lines)
Fax: (01793) 874772

Project: MARSH FARM LOWER EARLEY

Title: PLANNING LAYOUT | Drawn: SK

Scale	Date	Revision	No.
1:500	APR 1997	V	144/01

M

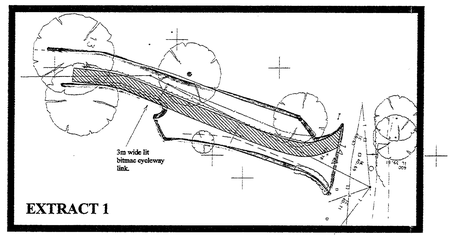

EXTRACT 1

ROUNDABOUT IMPROVEMENT WORKS
GHOST ISLAND AND ENTRANCE INTO
DEVELOPMENT AREA TO BE CONSTRUCTED
IN ACCORDANCE WITH APPROVED
278 AGREEMENT DRAWING REF: 5074 / 19

REFER TO EXTRACT 1
FOR EXTENT OF SITE BOUNDARY

Dotted line refers to extent of Mclean Homes Boundary

Hatched area indicates existing hedge to be transferred to the Local Authority as part of the maintenance of the existing area of open space to the North.

3m wide lit bitmac cycleway link.

2m wide footpath link from development leading to existing 'LEAP'.Footpath to have kissing gate.

SCHEDULE OF HOUSE TYPES

KN	KENSINGTON	13
FN	FARNHAM	20
AX	ALEXANDRA	18
SN	SUNNINGDALE	28
MB	MARLBOROUGH	9
WT	WENTWORTH	18
AL	ALDERNEY	14
S	SOMERTON	30
	TOTAL UNITS	150

AREA OF PUBLIC OPEN SPACE

PLAY AREA

PLAY AREA

ROAD 3

KEY TO FENCE TYPES

- DENOTES 1.725M HIGH BRICK SCREEN WAL
- DENOTES 1.8M HIGH CLOSEBOARDED FENC
- DENOTES 900mm HIGH POST AND WIRE FENCI
- DENOTES 900mm HIGH POST AND RAIL FENCE

KEY

V INDICATES AREA FOR VISITORS PARKING

b,c INDICATES BIN COLLECTION POINT

1800mm High Closeboarded Fence Along Eastern Boundary

1800mm High Closeboarded Fence Along Eastern Bound ary

2M LANDSCAPE BUFFER ZONE

Existing greenway link to be treated in accordance with specification to be agreed with highway department

Speed control chicane with footpath at reverse

Speed Control Chicane

Speed Control Chicane

Speed Control Chicane

Footpath cross over

Footpath cross over

Footpath link

Footpath link

Footpath link

Footpath link

Existing hedge to hedge allowing surveillance over hedge.

New hedge planting to enclose play area within development

Land to be retained by Wickham Homes

Dotted line refers to extent of Mclean Homes Boundary

Hatched area indicates existing hedge to be transferred to the Local Authority as part of the maintenance of the existing area of open space to the North.

REVISIONS		
A	LEAP MOVED TO SOUTH/EAST BOUNDARY. DRIVES ADDED TO LAYOUT	DF 7.10.97
M	LAYOUT AMENDED TO COMPLY WITH WORKINGHAM D.C COMMENTS	DF 21.10.97
N	PLOTS 11, 18, 24, 30, 34, 104 & 129 REPOSITIONED. SPEED CONTROL CHICANES REPOSITIONED	DF 3.11.97
P	Hedgerline to north boundary shown as being transferred to Local Authority for maintenance following Epsley Town Council meeting.Speed control measure adapted to suit	DF 11.11.97
Q	SU increased in size. Speed control chicane adapted to suit	6/11/97 SK
R	Bollard removed to Somerton on the Green to accomodate	DF 5.12.97
S	Plots 125,126 repositioned to accommodate a garage to the side of each dwelling	24.2.98 SK
T	Plots 149,151 amended from Alexandra to Sunningdale 3 house types	14.5.98 SK
U	Drive to plots 62 & 69 swapped over, footpath in front of plots 58 & 59 realigned.	23.1.99 DF
V	PLOTS 55 to 66 moved to be adjacent to Road 3. Cul-de-sac removed, Plots 67 to 70 repositioned to Suit. Plots 71 to 74 amended to Alexandra type. Footpath link added.	30.5.00

MARSH FARM LOWER EARLEY

McLean Homes South West Limited
Builders and Estate Developers
Orsacrow, Windmill Hill Business Centre
Swindon, Wiltshire, SN5 6PA
Telephone: (01793) 874700 (10 lines)
Fax: (01793) 874772

Project: **MARSH FARM LOWER EARLEY**

Title: **PLANNING LAYOUT** | Drawn: **SK**

Scale: **1:500** | Date: **APR 1997** | Revision: **U** | No: **144/01**

M

REFER TO EXTRACT 1
FOR EXTENT OF SITE BOUNDARY

EXTRACT 1

3m wide lit bitmac cycleway link.

ROUNDABOUT IMPROVEMENT WORKS
GHOST ISLAND AND ENTRANCE INTO
DEVELOPMENT AREA TO BE CONSTRUCTED
IN ACCORDANCE WITH APPROVED
278 AGREEMENT DRAWING REF: 5074 / 19

Existing greenway link to be treated in accordance with specification to be agreed with highway department

3m wide lit bitmac cycleway link.

Dotted line refers to extent of Mclean Homes Boundary

Hatched area indicates existing hedge to be transferred to the Local Authority as part of the maintenance of the existing area of open space to the North.

SCHEDULE OF HOUSE TYPES

KN	KENSINGTON	13
FN	FARNHAM	20
AX	ALEXANDRA	18
SN	SUNNINGDALE	28
MB	MARLBOROUGH	9
WT	WENTWORTH	18
AL	ALDERNEY	14
S	SOMERTON	30
TOTAL UNITS		150

AREA OF PUBLIC OPEN SPACE

PLAY AREA

PLAY AREA

Existing hedge to be retained

New hedge planting to enclose play area within development

Footpath link

Existing hedge to be retained

Existing hedge to be retained

Existing hedge to be retained

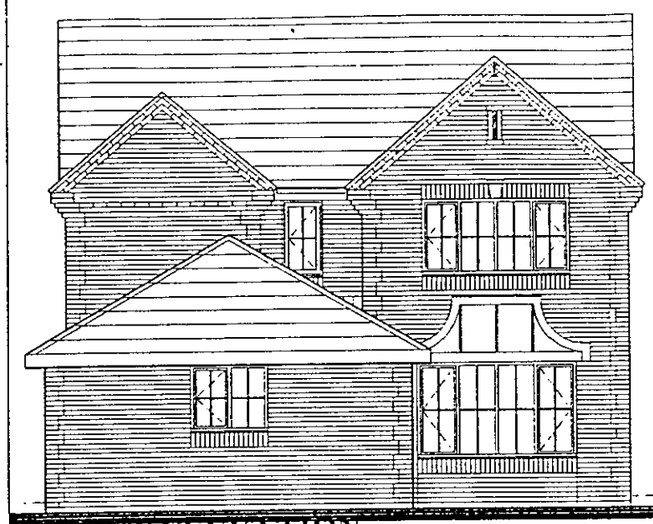

FRONT ELEVATION



SIDE ELEVATION



REAR ELEVATION

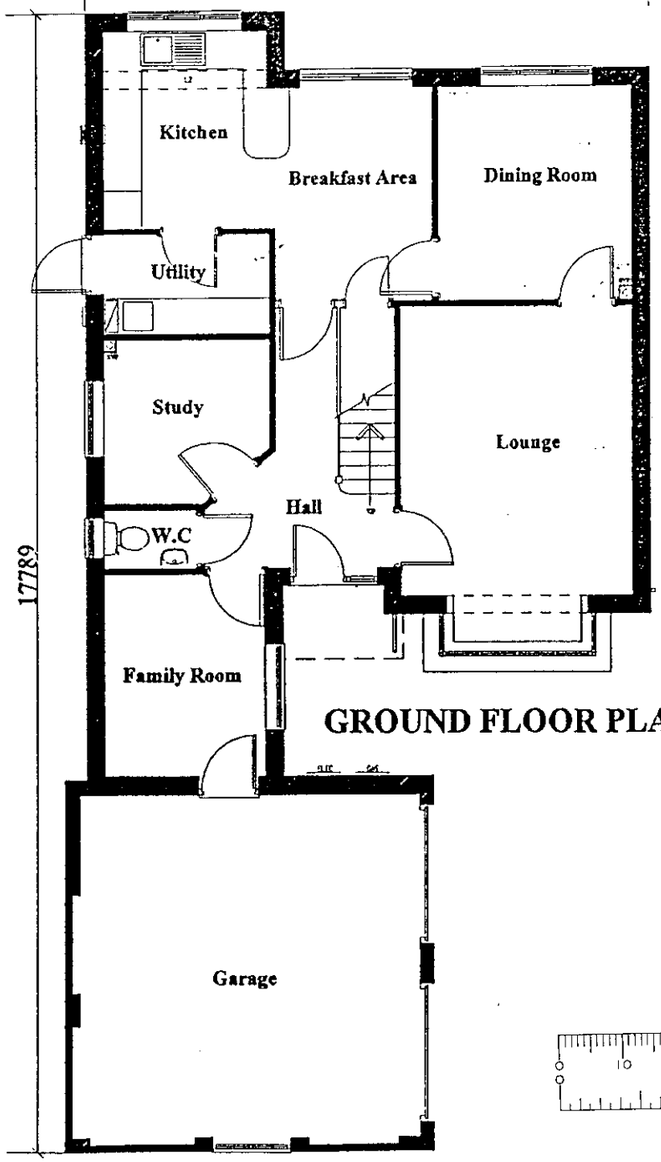

GROUND FLOOR PLAN

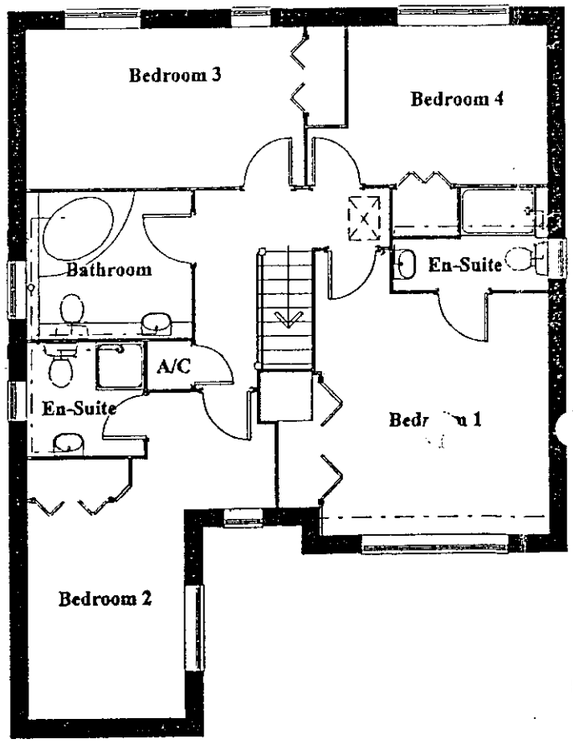

FIRST FLOOR PLAN

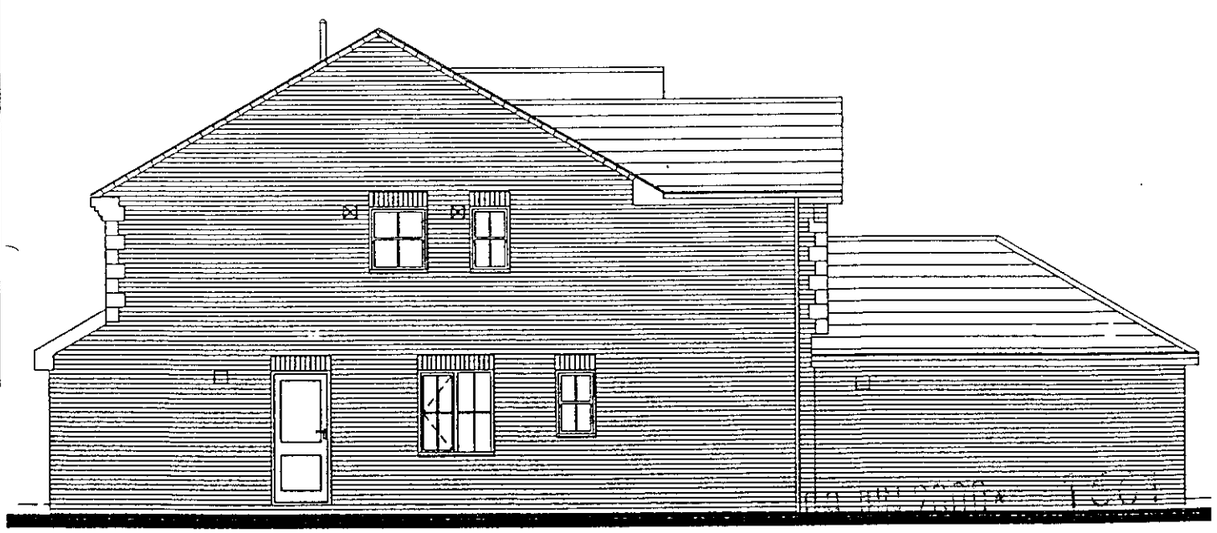

SIDE ELEVATION



FILE COPY

HOUSE TYPE AREA = 1592 sqft			
McLean Homes South West Limited Builder and Estate Developers Cadence, Windmill Hill Business Centre Swindon, Wiltshire, SN5 6PA Telephone: (01793) 874700 (10 lines) Fax: (01793) 874772			
Project PLANNING DRAWINGS			
Title FARNHAM 3 (Attached Garage)			Drawn SK
Scale 1:100	Date APR 1997	Revisions	No.

M

© McLEAN HOMES SOUTH WEST LIMITED 1997



FRONT ELEVATION

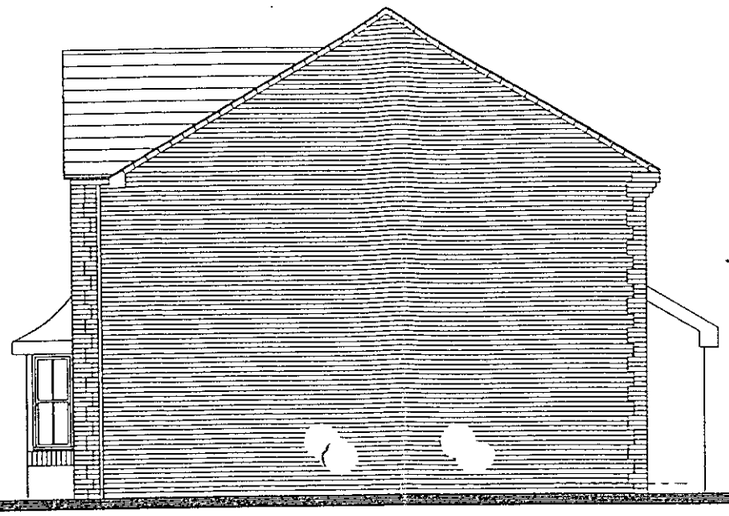

SIDE ELEVATION

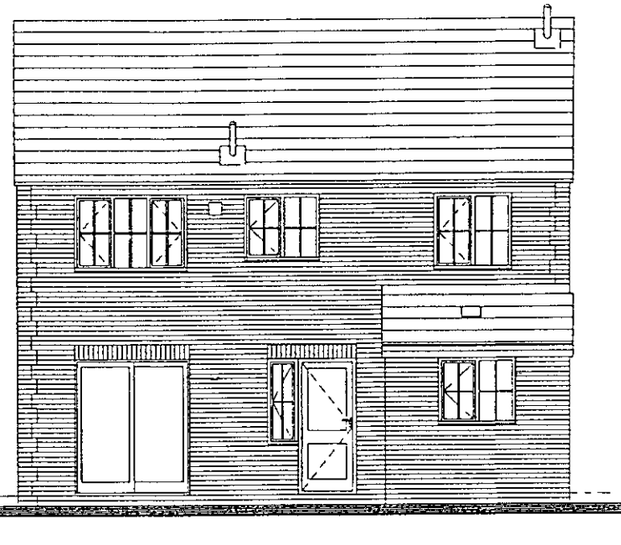

REAR ELEVATION



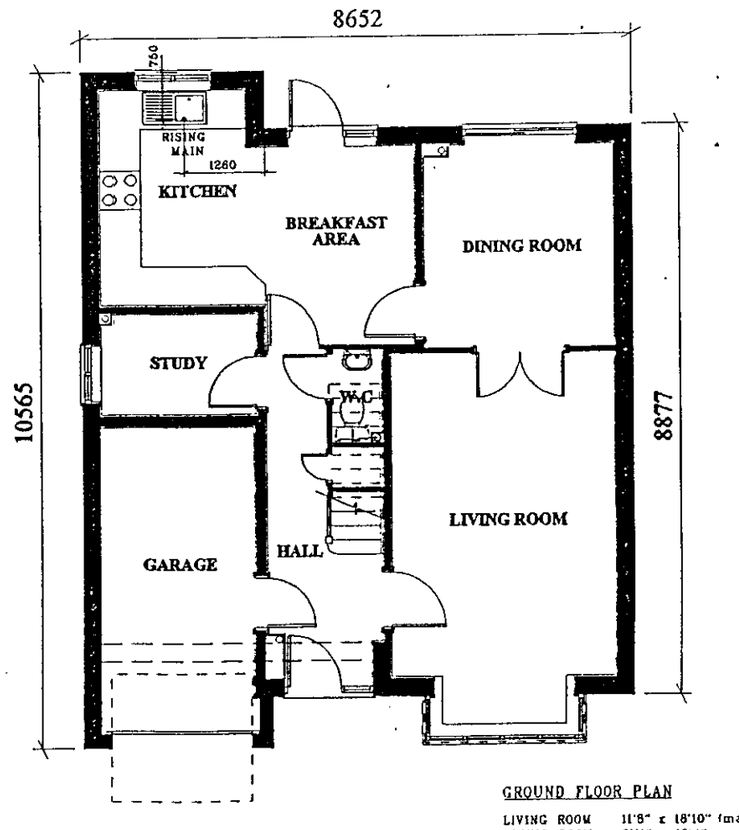

GROUND FLOOR PLAN

GROUND FLOOR PLAN

LIVING ROOM	11'8" x 18'10" (max)
DINING ROOM	9'11" x 10'4"
KITCHEN	16'1" x 11'0" (max)
STUDY	7'11" x 5'2"
CLOAKS	2'7" x 4'9"

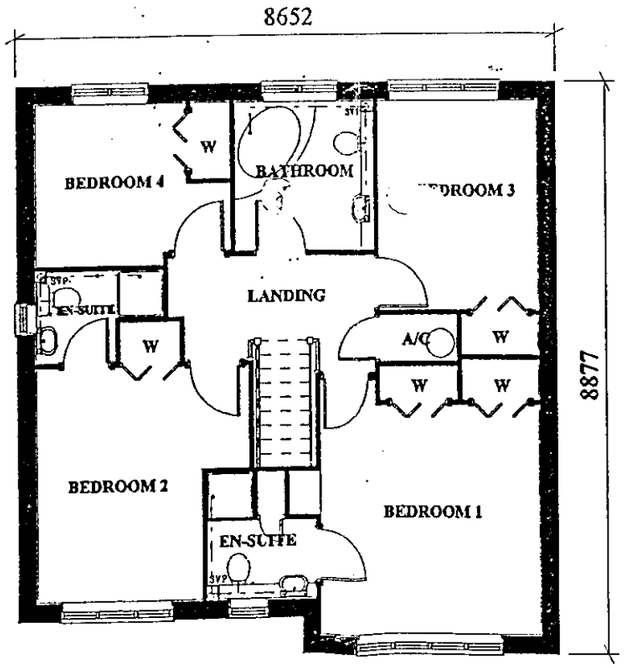

FIRST FLOOR PLAN

FIRST FLOOR PLAN

BEDROOM 1	11'8" x 11'9"
BEDROOM 2	11'3" (max) x 11'10"
BEDROOM 3	8'4" x 10'9"
BEDROOM 4	10'2" (max) x 8'3"
BATHROOM	7'6" x 7'7"

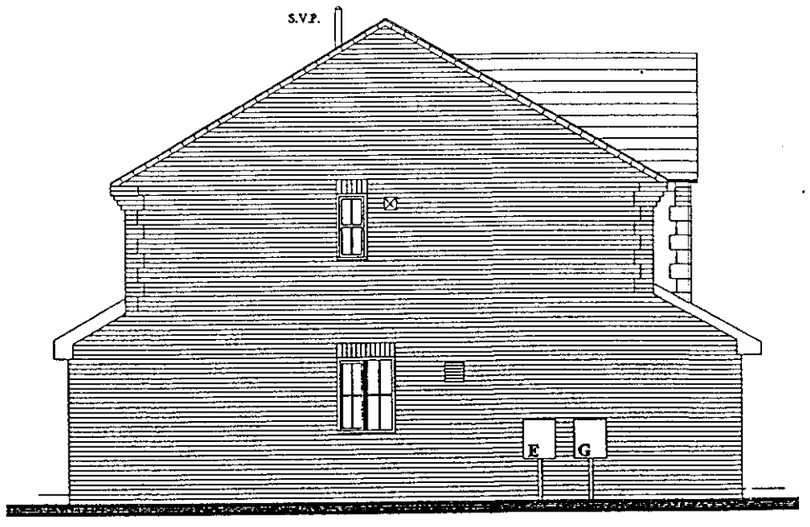

SIDE ELEVATION

09.JUN.2000* 1661

HOUSE TYPE AREA = 1353 sqft

McLean Homes South West Limited
Builders and Homes Developers
Omicron, Windmill Hill Business Centre
Swindon, Wiltshire, SN5 6PA
Telephone: (01793) 874700 (10 lines)
Fax: (01793) 874772

Project: HOUSE TYPE PLANNING DRAWING

Title: SUNNINGDALE 2	Drawn: SK
Scale: 1:100	Date: MAR 1997

M

ELEVATION

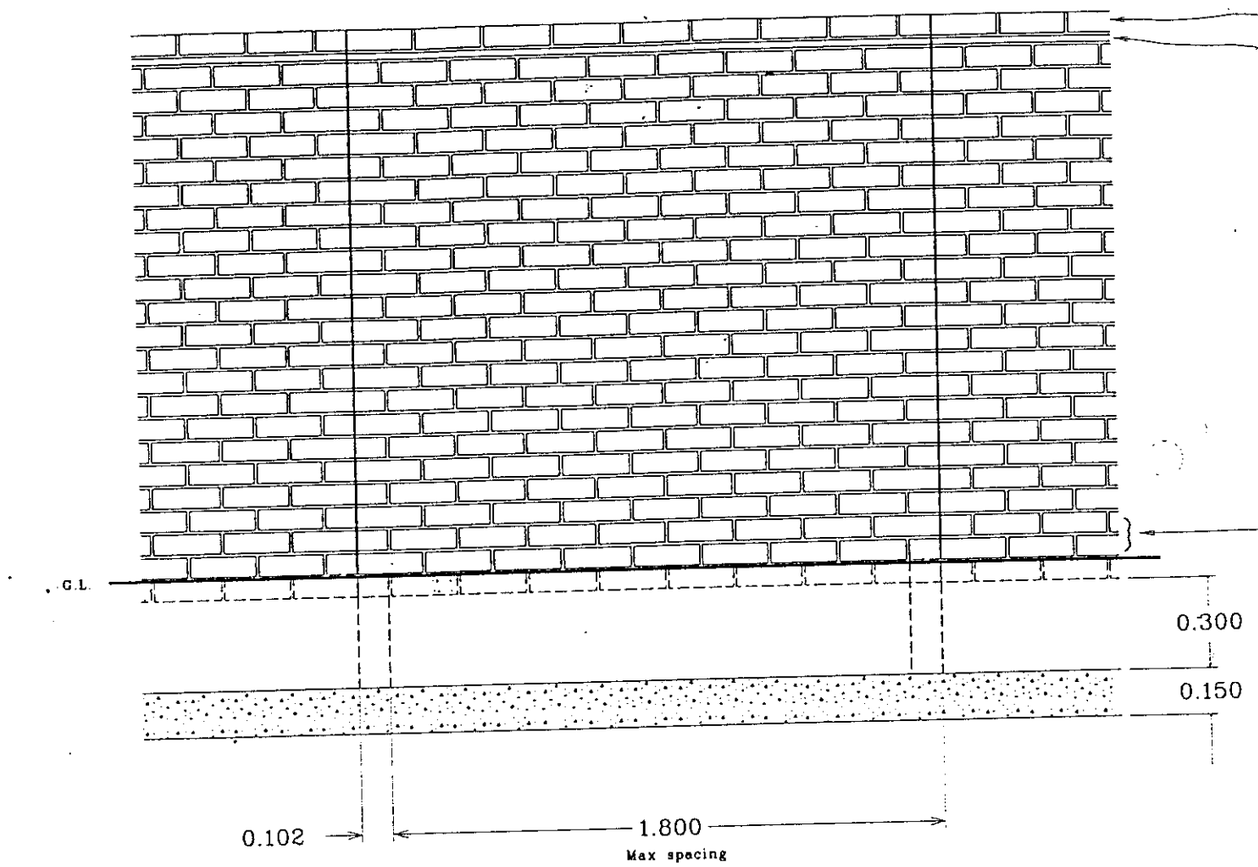

SECTION

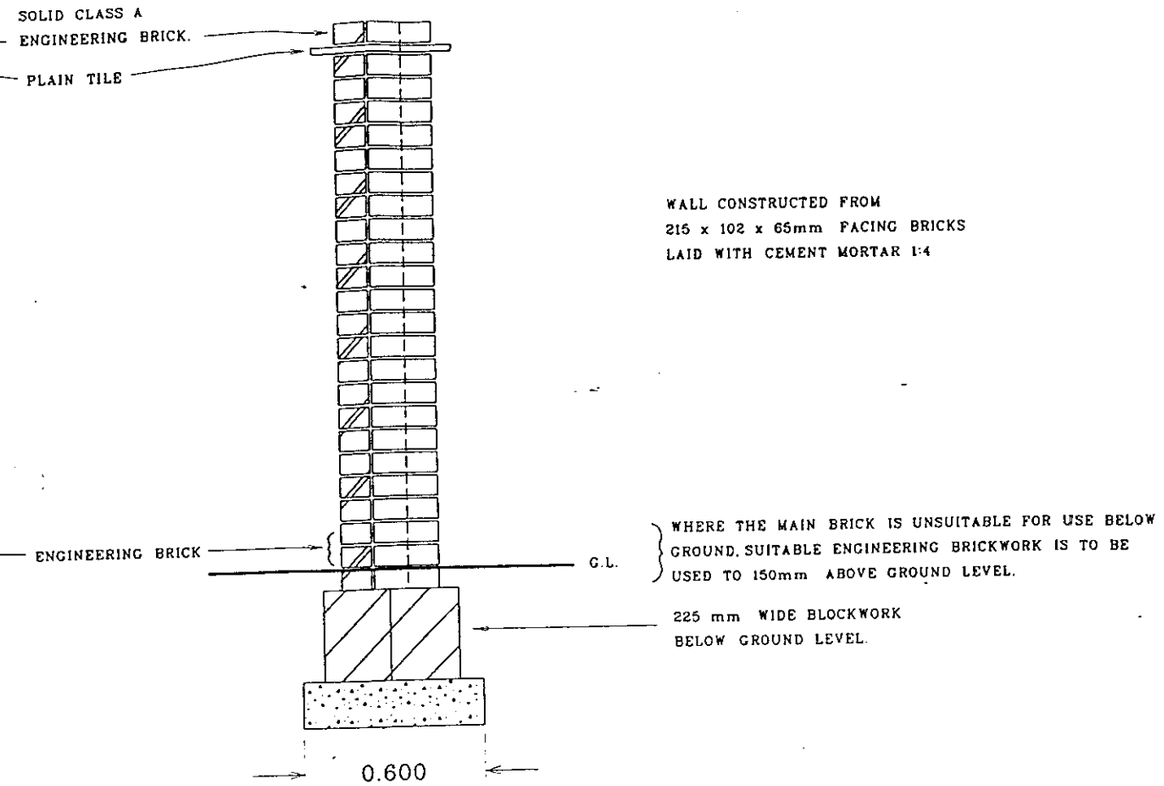

WALL CONSTRUCTED FROM 215 x 102 x 65mm FACING BRICKS LAID WITH CEMENT MORTAR 1:4

WHERE THE MAIN BRICK IS UNSUITABLE FOR USE BELOW GROUND, SUITABLE ENGINEERING BRICKWORK IS TO BE USED TO 150mm ABOVE GROUND LEVEL.

225 mm WIDE BLOCKWORK BELOW GROUND LEVEL.

PLAN

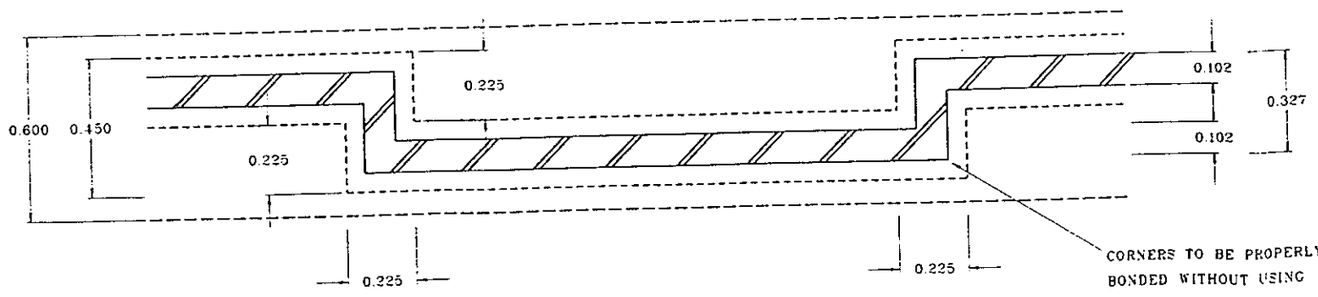

EXPANSION JOINT

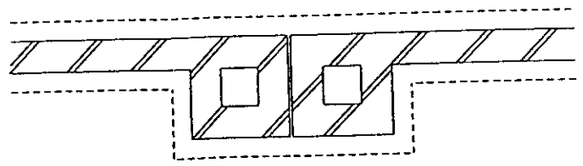

REQUIRED AT 9.0m MAX INTERVALS- 12mm JOINT BETWEEN END PIERS FILLED WITH "FLEXCELL".



END DETAIL

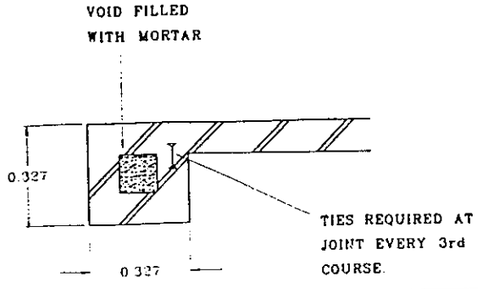

09.JUN.2000* 1661

McLean Homes South West Limited
Building and Estate Developers
Cordrane, Whitehall Hill Business Centre
Swindon, Wiltshire, SN5 4EA
Telephone: (01793) 874700 (10 lines)
Fax: (01793) 874712

Project: BRICK SCREEN WALL DETAILS

Size: 1.6m HIGH SINGLE SKIN			Drawn: IJF
Scale: 1:20	Date: 4.12.96	Revision:	No. 952/1

McLEAN

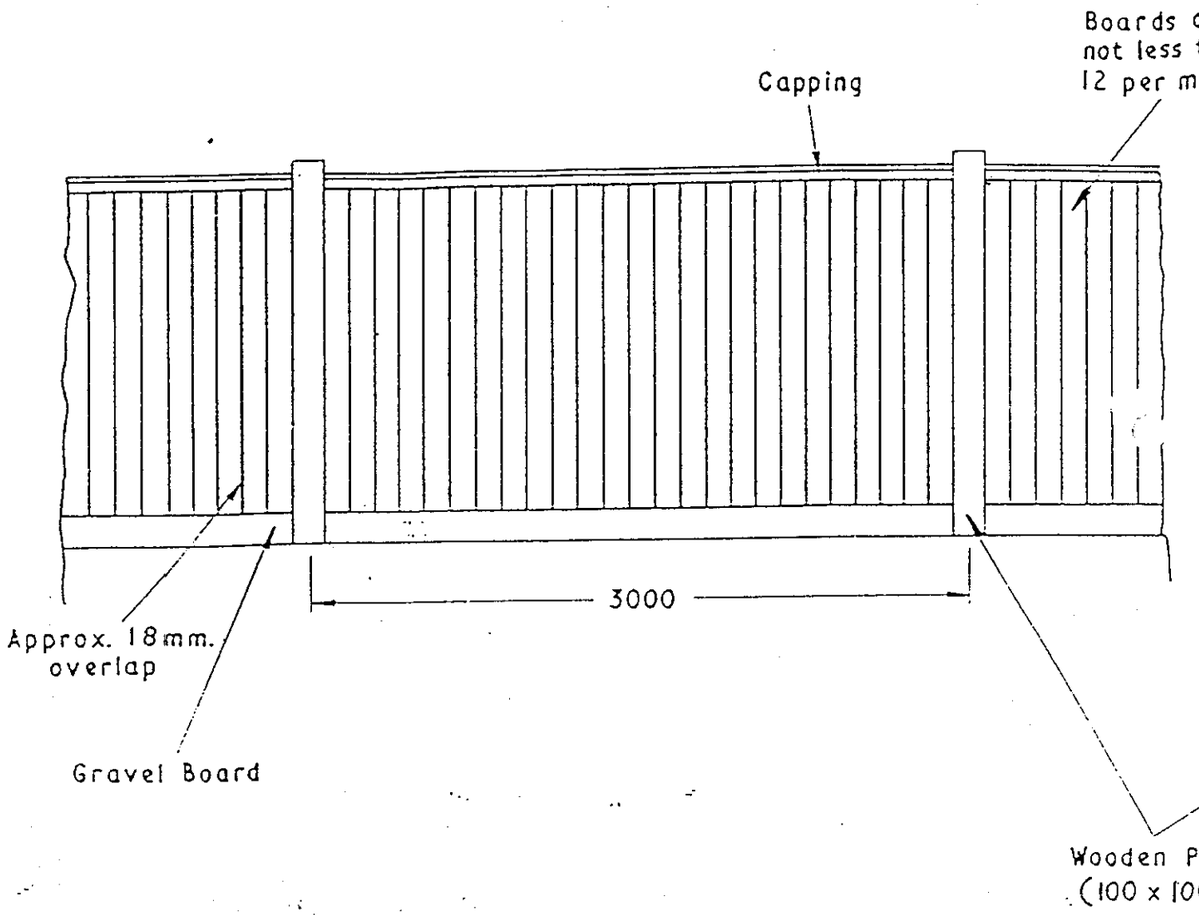

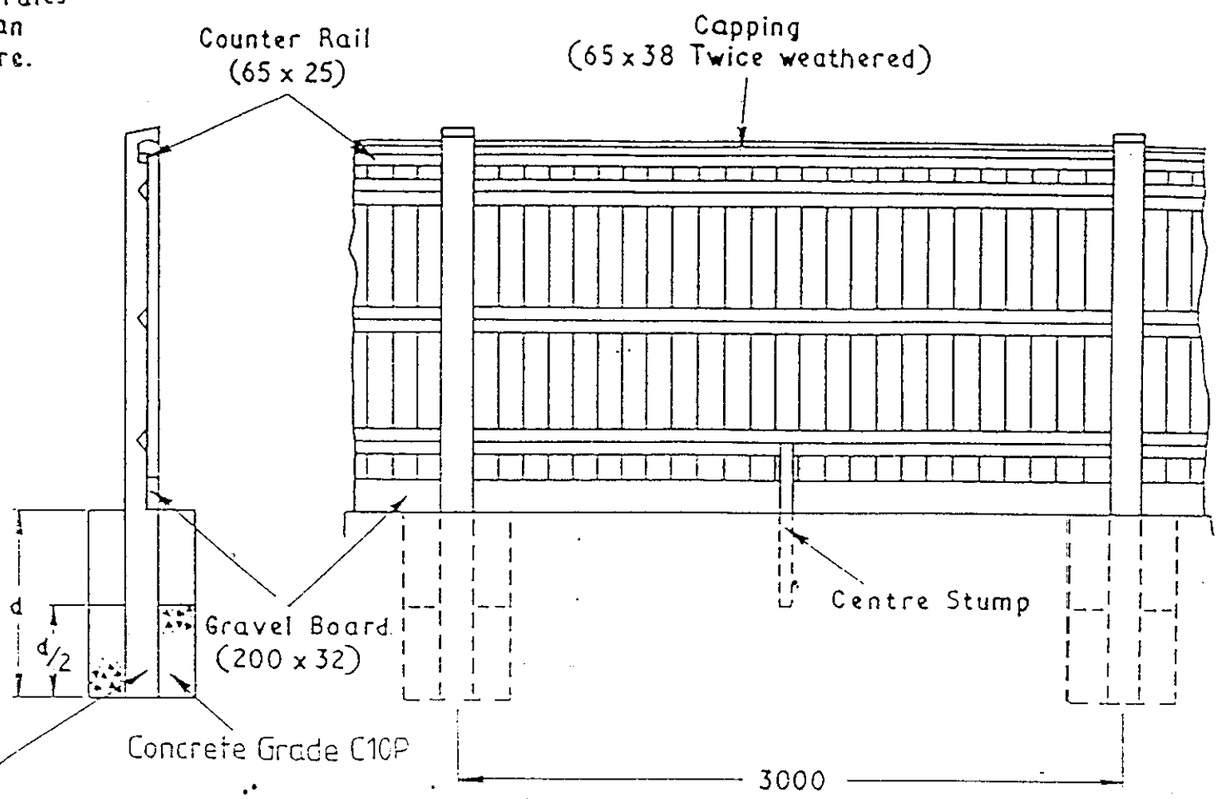

NOTES

1. All Close Boarded Fencing to be in accordance with Specification clauses 302 and 307, and BS 1722 Part 5.
2. Boards are to be fixed on highway side of fence.
3. Boards to be 100 wide, cut tapered 14 to 7 (min).
4. Centre Stump (600x50x50) splay cut and nailed to bottom rail.
5. Gravel Board (200x32) to be fitted.



09. JUN. 2000* 1661

McLean Homes South West Limited
Builders and Estate Developers
Omicron, Windmill Hill Business Centre
Swindon, Wiltshire SN5 9YU
Telephone: (0793) 874700 (10 lines)
Fax: (0793) 874772

project
Closeboarded Fence Detail

title	drawn

scale	date	revision	no.
n.t.s.			952/02

09. JUN. 2000* 1

McLean

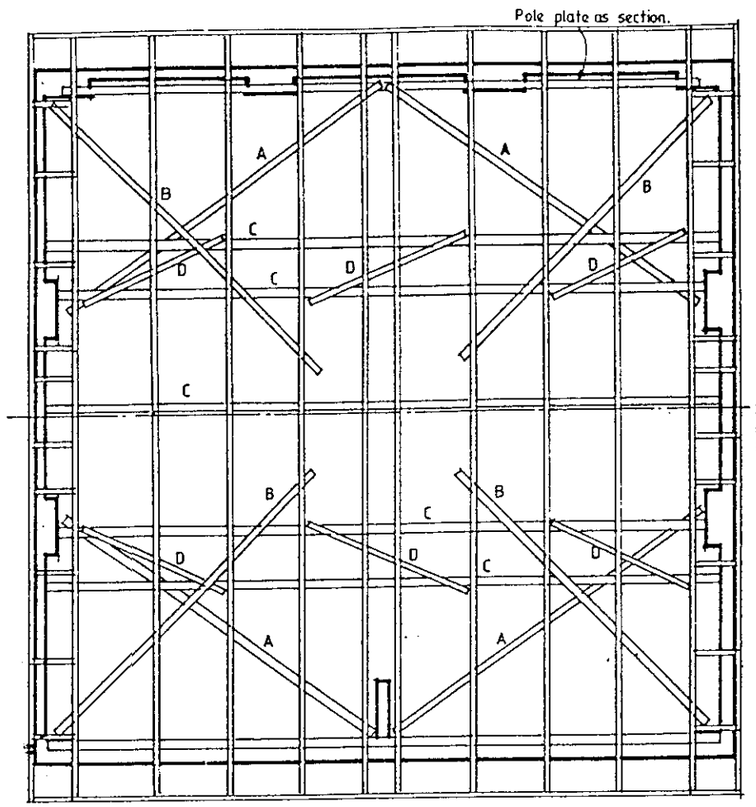

A. 100x25mm diagonal Rafter Bracing
B. 100x25mm diagonal Ceilng Bracing
C. 100x25mm Longitudanal binders
D. 100x25mm diagonal Webb Bracing

ROOF PLAN

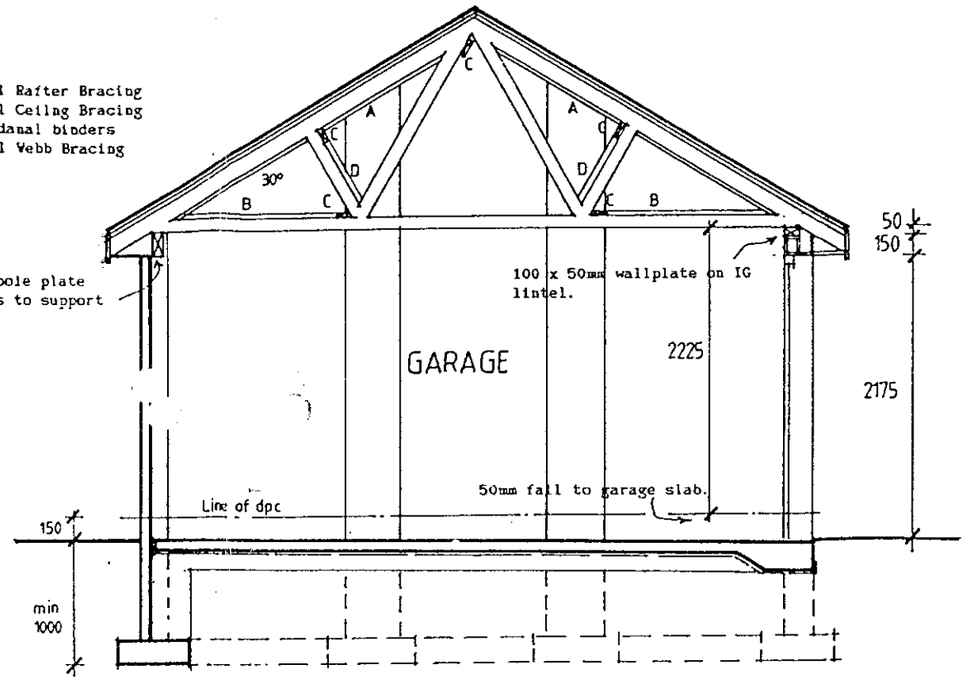

SECTION

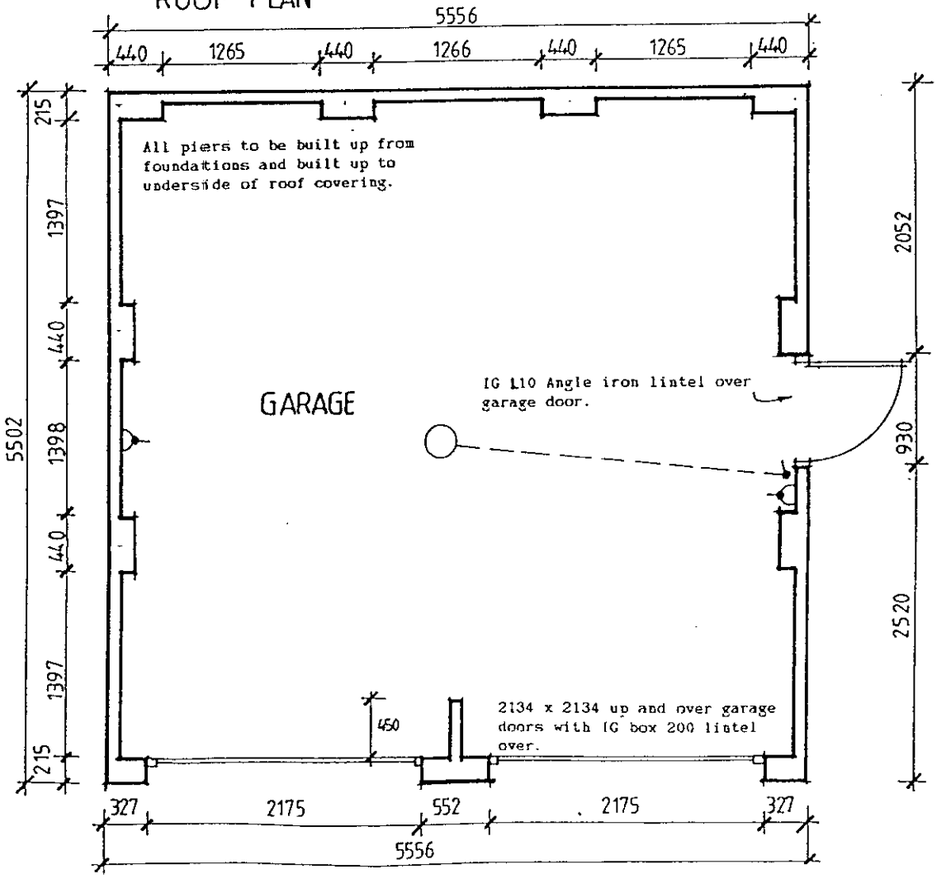

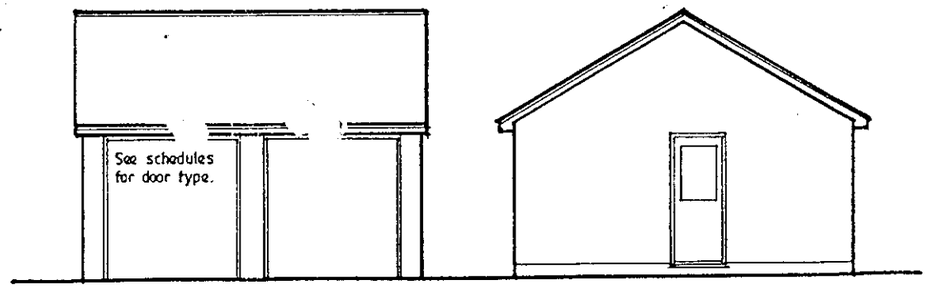

FRONT ELEVATION

SIDE ELEVATION

If Padestrian doors are less than one metre from any Notional boundary, they are to be half hour fire resistant doors with self closer and 25mm stops to frame.

FLOOR AND FOUNDATIONS

Minimum 100mm 20N/mm concrete slab layed to fall of 50mm to front on 1200 guage polythene dpm on 25mm sand blinding to minimum 150mm hardcore, consolidated in 150mm layers. Dense concrete blocks layed flat below Ground level.
Strip foundations to be 600 wide x 225mm deep grade 16N/mm concrete at depth one metre to bottom of trench. subject to Local Authority Building Inspectors approval.

Notwithstanding the representation on this drawing, foundations to meet the requirements of the Building regulations in all respects will be provided.

Where site conditions dictate, sulphate resisting cement is to be used in all below ground works in accordance with BRE digest No 250.
If foundations adjacent any existing trees, size and depth of foundations to be as guidelines outlined in NHBC Practice Note 3.

WALLS

100mm facing brick walls with 440mm piers as ind[illegible]. 2000 grade polythene DPC. Concrete blocks to BS 6[illegible] 1981 below ground level layed flat.

ROOF

Interlocking concrete roof tiles to BS 473 & 550 fixed in accordance with Bs 5534 1978, on 38 x 25 pressure impregnated sw battens on untearable sarking felt to BS 747 on prefabricated trussed rafters designed in accordance with BS 5268 part 3 1985 at 600mm centres.

200 x 75mm pole plate spanning between piers to rear to support trusses. See section. 100 x 25mm longitudanal bracing. 100 x 25mm diagonal bracing to rafters and ceiling ties, and internal webb of truss. All timbers to be stress graded. All in accordance with BS 5268 part 3 1985.

200 x 25mm sw pressure impregnated fascia board. 9mm quality ply soffits. 100mm HR pvc gutter

30 x 5mm galvanised mild steel straps to be built into external walls to span 3no trusses at 2000mm centres to ceiling ties and 1250mm centres to rafter chords.
75 50mm noggings to underside of straps between trusses to full strap length.

09. JUN. 2000* 1661

McLean Homes South West Limited
Builders and Estate Developers
Omicron, Windmill Hill Business Centre
Swindon, Wiltshire SN5 9YU
Telephone: (0793) 874700 (10 lines)
Fax: (0793) 874772

project: TYPE 'C'

title: DETACHED DOUBLE GARAGE

drawn: NBA

scale | date | revision | no.

McLean

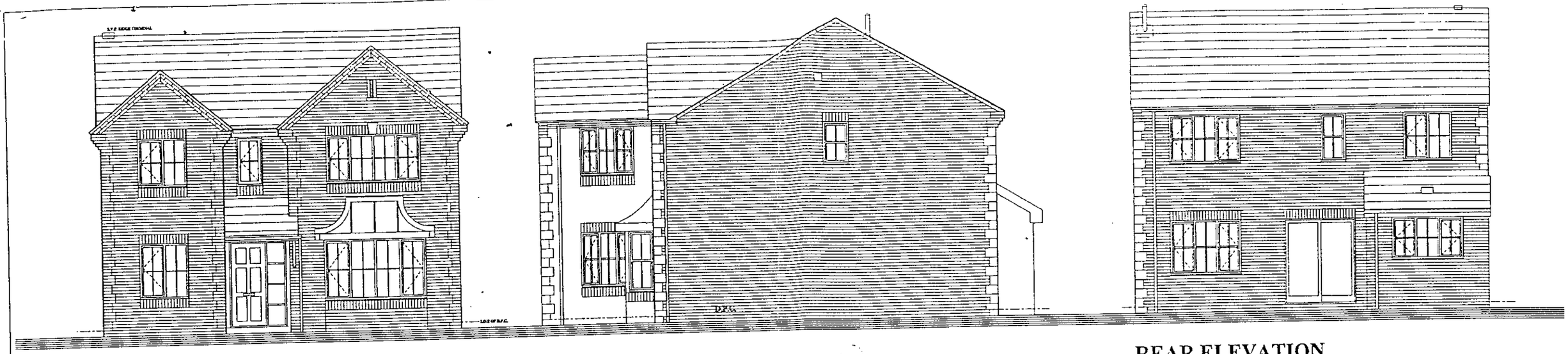

FRONT ELEVATION 1:50

SIDE ELEVATION

REAR ELEVATION

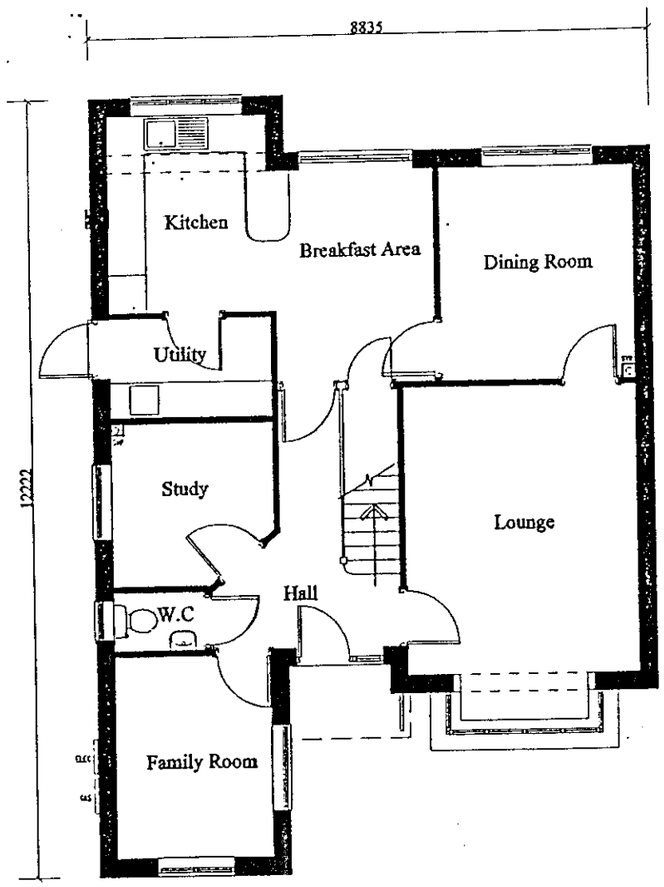

GROUND FLOOR PLAN

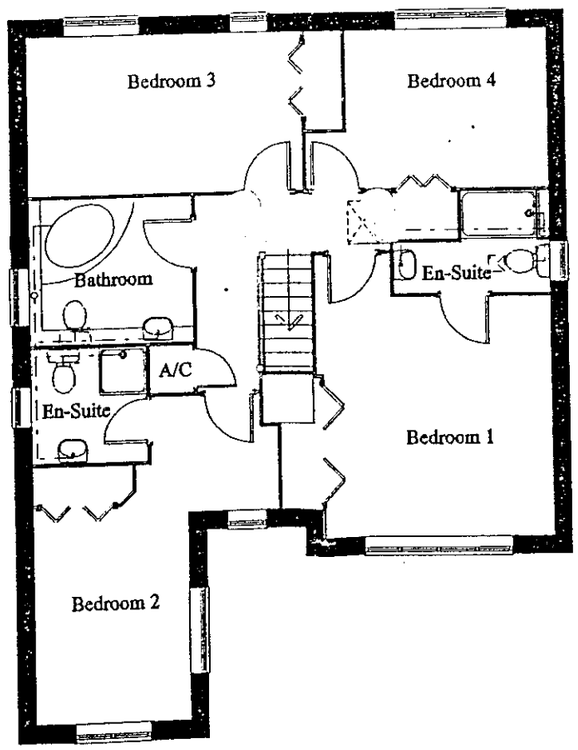

FIRST FLOOR PLAN



SIDE ELEVATION

09.JUN.2000* 1661

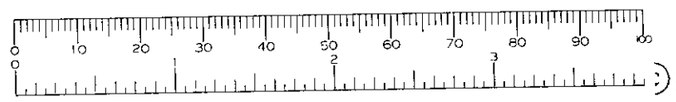

McLEAN HOMES SOUTH WEST LIMITED

HOUSE TYPE AREA = 1592 sqft

McLean Homes South West Limited
Builders and Estate Developers
Quadrant, Windmill Hill Business Centre
Swindon, Wiltshire, SN5 6PA
Telephone: (01793) 874700 (10 lines)
Fax: (01793) 874772

HOUSE TYPE PLANNING DRAWING

FARNHAM 3 DETACHED GARAGE — SK

1:100 — Feb 1997



Front elevation

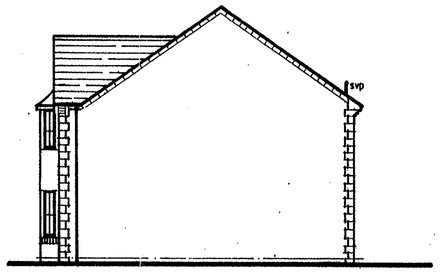

Side elevation

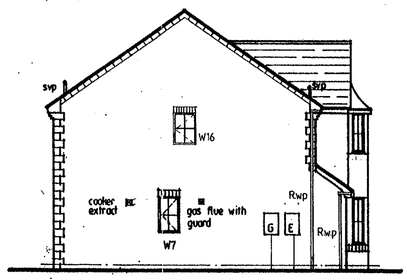

Side elevation



Rear elevation

Glazing

Large panes up to 800mm above floor level in partitions, and 1300mm in doors, including sidelights 300mm either side should be of a laminated or toughened glass. Small panes should be of annealed glass minimum 6mm thick with each panel having a max. width of 250mm and area of 0.5m².

Where the cavity is to be fully filled with insulation, trays or lintels, should have preformed stepends. Bond to cavity tray or slipped to lintel to coincide with a perpend joint. Weep holes should be provided at 450mm centres with at least two per opening.

Window Schedule

W1	630 x 1500
W2	1200 x 1500
W3	630 x 1500
W6	1770 x 1050
W7	630 x 1050 o.g.
W8	1200 x 1200
W9	630 x 1200 o.g
W10	630 x 1350
W11	1200 x 1350
W12	630 x 1350
W13	1200 x 1200
W14	1200 x 1050 o.g.
W15	1200 x 1200
W16	630 x 1050 o.g.

Door Schedule

D1	1390 x 1981 entrance frame
D2	838 x 1981
D3	838x1981
D4	838 x 1981
D5	838 x 1981
D6	762 x 1981
D7	686 x 1981 fire door+S.C
D8	762 x 1981
D9	910 bi-fold 4A3
D10	900 bi-fold 4A3
D11	762 x 1981
D12	900 bi-fold 4A3
D13	762 x 1981
D14	762 x 1981
D15	762 x 1981
D16	1200 - sliding door
D17	762 x 1981
D18	762 x 1981
D19	1200 bi-fold 4A3
D20	2134 x 4267 garage door
D21	762 x 1981
D22	1800 x 2100 french doors
D23	1500 x 2100 french doors
D24	2/686 x 1981 double door
D25	686 x Cill height

LINTEL SCHEDULE

LOCATION	LENGTH	TYPE
D1	1650	TIMBER BY OTHERS
D2	1200	BOX LINTEL 75
D3	1200	BOX LINTEL 75
D4	1200	BOX LINTEL 75
D5	1200	BOX LINTEL 75
D7	1200	BOX LINTEL 150
LOUNGE BAY	2400	L1/S 75
D22	2100	L1/S 75
D23	1800	L1/S 75
W6	2100	L1/S 75
W7	1050	L1/S 75
W8	1500	L1/E 50
W9	1050	L1/E 50
BEDROOM 1 BAY	2400	L1/S 75
W13	1500	L1/E 50
W14	1500	L1/E 50
W15	1500	L1/E 50
L1	4650	L1/S 75
D20	2550	BOX LINTEL 200
D24	1800	BOX LINTEL 100
W16	1050	L1/S 75

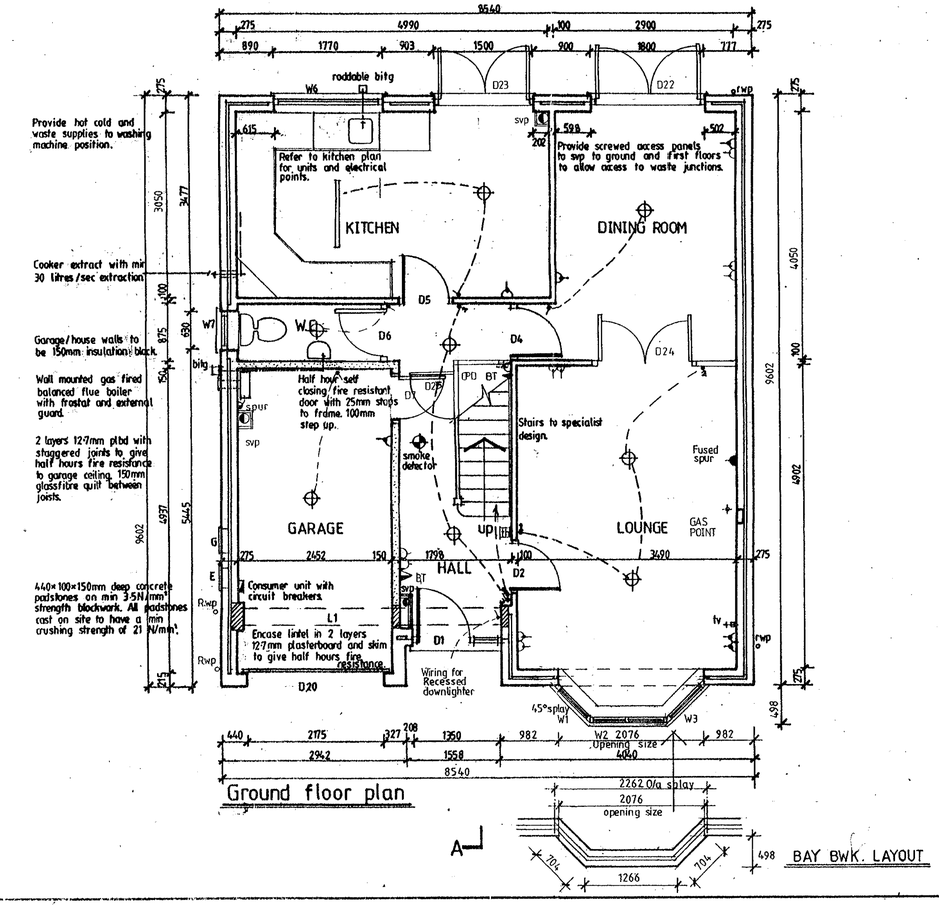

Ground floor plan

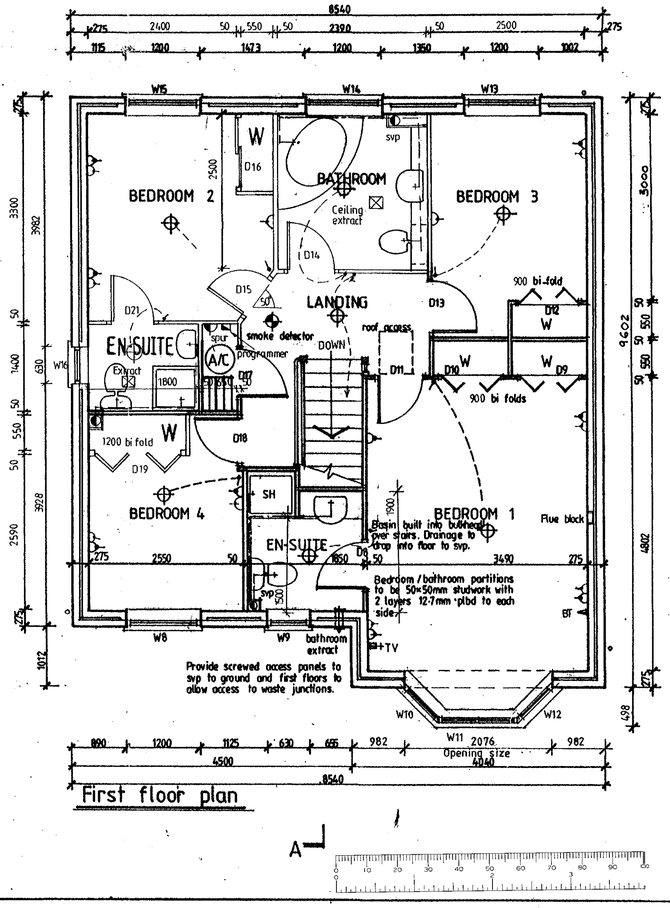

First floor plan

D 1/2/96 Bathroom layout amended. Kitchen worktops upgraded. Newel posts shown as single. I.G.S

REV.R D25 ADDED FOR ACCESS UNDER STAIRS. JB 9/6/99

Lintel amended over openings for W1,2,10,11,12

REV.C 28/7/94 W1,2,10,12 amended to 630 wide

REV.P D16 AMENDED FROM BI-FOLD TO SLIDING DOOR JB 28-1-99

REV.S 20.7.94 Lintel Schedule amended. Kitchen dimension increased 50mm.

REV.N ALL BI FOLD DOOR SIZES AMENDED FOLLOWING BUYERS COMMENTS.

REV. 3-6-94

D6 amended to 838 wide & repositioned. D7 amended to 686 wide & repositioned. D2, D4, D5 amended to 838 wide. Spur & switch added where electric fire is specified. Rad repositioned to living room.

REV.M BREAKFAST BAR REMOVED FROM KITCHEN UNITS. IJF 28-4-98

REV.L BATHROOM SVP RETURNED TO ORIGINAL POSITION EN SUITE SVP MOVED IJF 27-4-98

FLOOR AREA = 1375 sqft

REV.E 1/11/96 Rwp's re-positioned from front elevation to side wall. Add. Socket added to landing. Light switch to garage re-positioned.

REV.K EN SUITE ADDED TO BED 2, BATHROOM, & KITCHEN AMENDED. SCHEDULES AMENDED ACCORDINGLY. IJF 21-4-98

REV.J LINTELS AMENDED. 29-1-98

REV.H IJF 14-1-98 LEAN TO ROOF OVER GARAGE AMENDED (HIP REMOVED). LINTEL SCHEDULE REVISED.

REV.G PVCU FASCIA NOTES ADDED TO ELEVATIONS. IJF 10-12-97

REV.F- SOCKET OUTLETS AMENDED TO DOUBLE, SHAVER SOCKETS REMOVED, RADS REMOVED, TO RURALISE THE HOUSE-TYPE THE ROOF HAS BEEN LOWERED & THE DENTIL STYLE FASCIA AMENDED. IJF 25-11-97

McLean Homes South West Limited
Builders and Estate Developers
Omicron, Windmill Hill Business Centre
Swindon, Wiltshire SN5 6YU
Telephone: (0793) 874700 (10 lines)
Fax: (0793) 874772

project: ALEXANDRA RURAL

title: SHEET 1 OF 2 — drawn: IJF

scale: 1:50 1:100 — date: NOV 97 — revision: R — no. ID 303

09 JUN 2000 * 1661

© McLean Homes South West Limited 1997

DOOR SCHEDULE	
REF	SIZE
D1	838 x 1981 EXT+SIDELIGHT
D2	838 x 1981
D3	762 x 1981
D4	838 x 1981
D5	838 x 1981
D6	2no.686 x 1981
D7	838 x 1981
D8	762 x 1981½ HOUR + S.C.
D9	838 x 1981 EXT
D10	2135 x 2135
D11	2135 x 2135
D12	762 x 1981
D13	1220 x BI-FOLD (4A3)
D14	1220 x BI-FOLD (4A3)
D15	762 x 1981
D16	1220 x BI-FOLD (4A3)
D17	762 x 1981
D18	762 x 1981
D19	838 x 1981 - FOLD
D20	762 x 1981
D21	686 x 1981
D22	1220 x BI-FOLD (4A3)
D23	762 x 1981
D24	762 x 1981
D25	1220 x BI-FOLD (4A3)
D26	762 x 1981

WINDOW SCHEDULE	
REF	SIZE
W1	630 x 1350
W2	1200 x 1350
W3	630 x 1350
W4	1200 x 1200
W5	1800 x 2100 PATIO DOORS
W6	2339 x 1350
	630 x 1350 ┐ BAY WINDOW
	630 x 1350 ┘
W7	498 x 1050
W8	1770 x 1050
W9	1200 x 1200
W10	1200 x 1200
W11	630 x 1050 O.G
W12	1770 x 1200
W13	1770 x 1200
W14	1200 x 1050 O.G
W15	915 x 1050 O.G
W16	1770 x 1200

LINTEL SCHEDULE		
LOCATION	LENGTH	TYPE
W1	900mm	LI/E 50
W2	1500mm	LI/E 50
W3	900mm	LI/E 50
W4	1500mm	LI/S 75
W5	2100mm	LI/S 75
D9+W7	1800mm	LI/S 75
W8	2100mm	LI/S 75
W9	1500mm	LI/S 75
W10	1500mm	LI/S 75
W11	900mm	LI/E 50
W12	2100mm	LI/S 75
W13	2100mm	LI/E 50
W14	1500mm	LI/E 50
W15	1200mm	LI/E 50
W16	2100mm	LI/E 50
D2	1200mm	BOX LINTOL 75
D3	1100mm	INTERNAL 100
D4	1100mm	INTERNAL 100
D5	1100mm	INTERNAL 100
D6	1800mm	BOX LINTOL 75
D7	1800mm	INTERNAL 100
D8	1800mm	INTERNAL 100
D9	2700mm	Ppt.LINTOL 150
D10	2750mm	L5/75 c/ NSL
D11	2750mm	L5/75 c/ NSL
L3	1900mm	LI/HD 75
L4	3600mm	LI/HD 75
L5	3000mm	LI/S 75

LINTOLS TO BE LG OR SIMILAR APPROVED.ALL LINTOLS TO BE INSULATED AND FITTED WITH CAVITY TRAY OVER.ALL LINTOLS TO HAVE A MINIMUM END BEARING OF 150MM EITHER SIDE OF OPENING.

ELECTRICAL KEY

- MULTI GANG
- SINGLE SWITCHED SOCKET OUTLET
- DOUBLE SWITCHED SOCKET OUTLET
- FUSED SPUR
- PENDANT LIGHT FITTING
- BATTEN HOLDER LIGHT FITTING
- FLUORESCENT LIGHT FITTING
- MAINS OPERATED SMOKE DETECTOR WITH BATTERY BACKUP
- CU — ELECTRIC CONSUMER UNIT
- BT — TELEPHONE OUTLET
- TV — TELEVISION AERIAL OUTLET
- TH — CENTRAL HEATING THERMOSTAT
- LIGHT SWITCH
- 2 WAY LIGHT SWITCH
- MECHANICAL ASSISTED VENTILATOR
- SHS — SHOWER HANDSET
- GAS BOILER
- GAS POINT
- CENTRAL HEATING PROGRAMMER

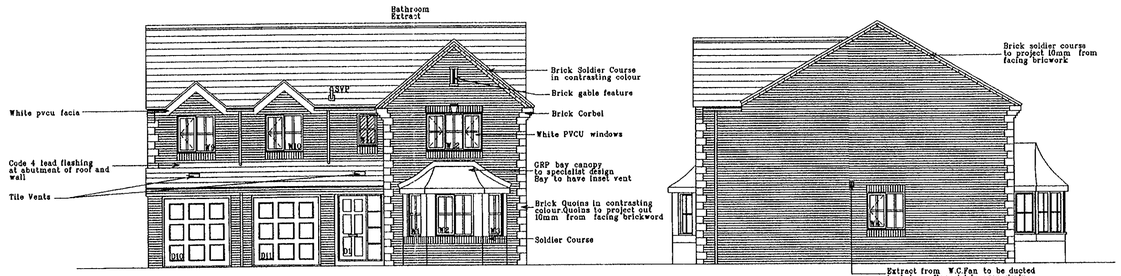

FRONT ELEVATION 1:100

SIDE ELEVATION 1:100

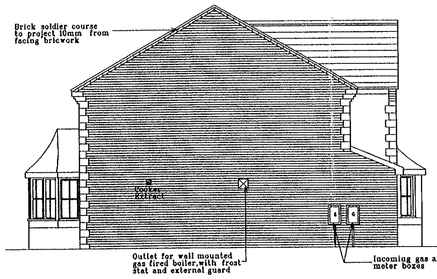

SIDE ELEVATION 1:100

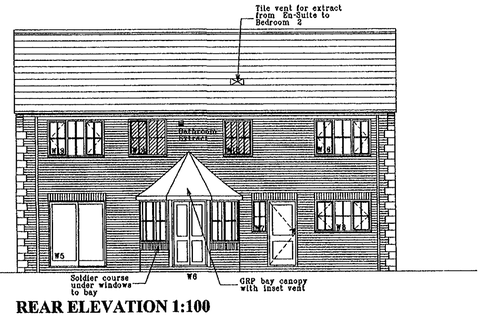

REAR ELEVATION 1:100

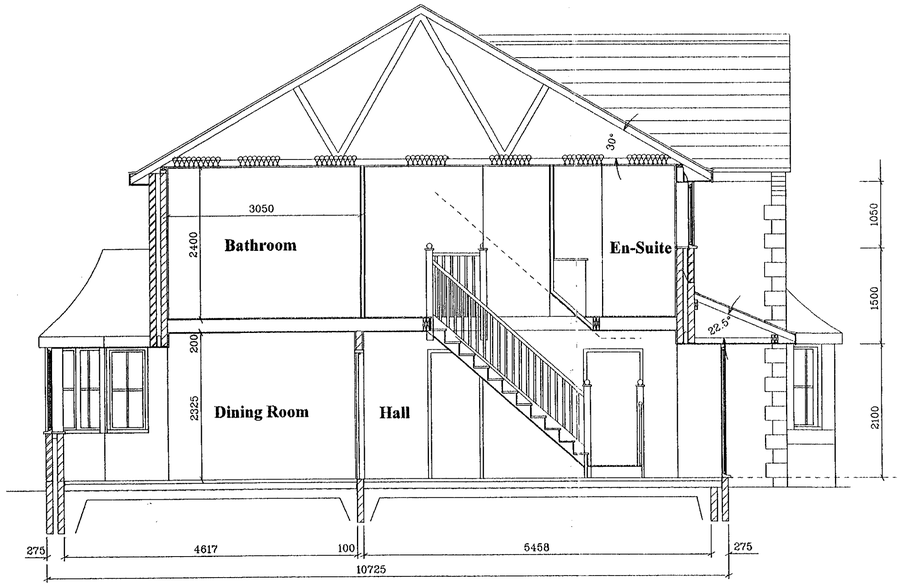

SECTION A-A

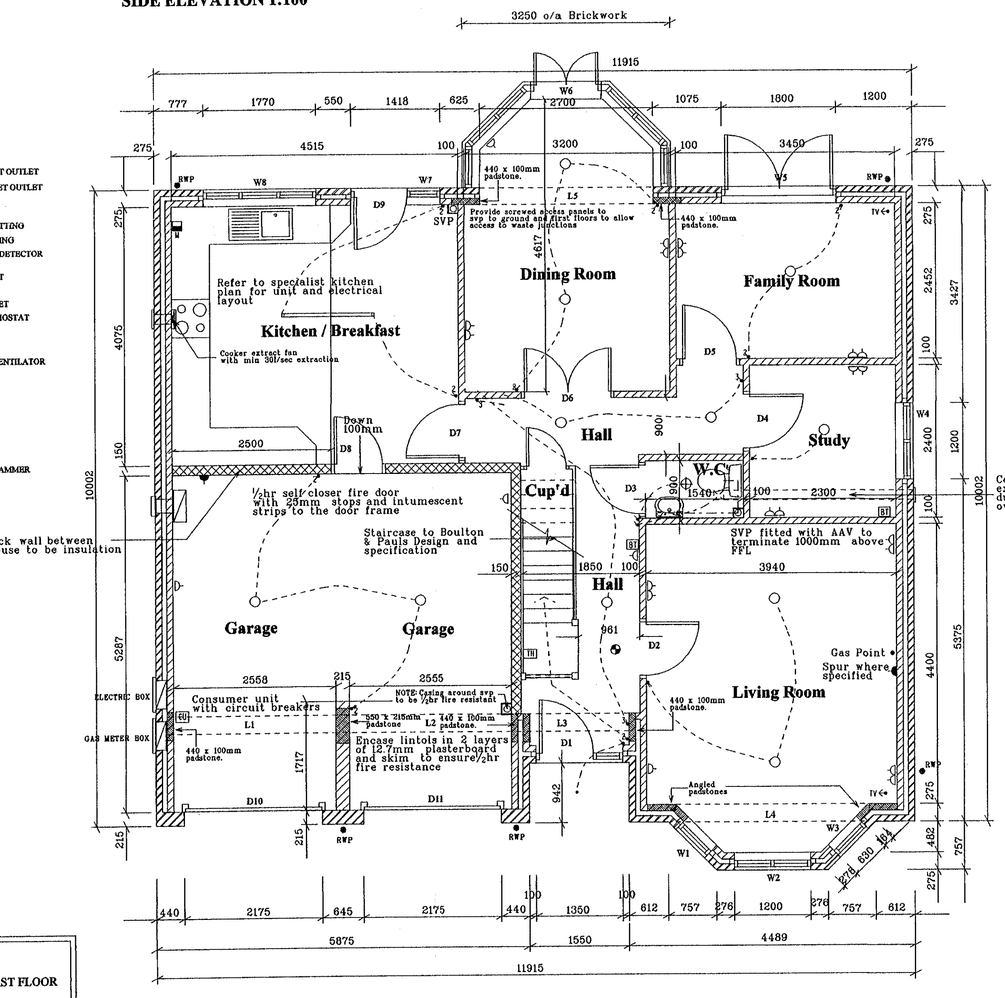

GROUND FLOOR PLAN

IMPORTANT NOTE:

ALL BLOCKWORK UP TO FIRST FLOOR TO BE 7 N/mm2 STRENGTH...

...ALL INTERNAL WALLS AND INNER LEAF OF CAVITY WALL UP TO FIRST FLOOR.

FIRST FLOOR PLAN

BLOCKWORK TO INNER SKIN OF CAVITY WALL ON FIRST FLOOR TO BE 3.5 N/mm2 STRENGTH.

DRAWING TO BE READ IN CONJUNCTION WITH MS 900/2

09.JUN.2000* 1661

REVISIONS		
A	En-Suite amended to accommodate fan shower	20/4/98 sk
B	T.V & electric point added to bedroom 5	16.6.98 sk

FORMALLY DRAWING ID 299 REV. B

McLean Homes South West Limited
Builders and Estate Developers
Omicron, Windmill Hill Business Centre
Swindon, Wiltshire, SN5 6PA
Telephone: (01793) 874700 (10 lines)
Fax: (01793) 874772

Project: HOUSE TYPE WORKING DRAWING

Title: THE KENSINGTON (SH 1 OF 2) | Drawn: SK

Scale	Date	Revision	No.
1:50,1:100	OCT 1997	B	MS 900/1



McLEAN
Creative Builders

McLean Homes South West Limited
Omicron, Windmill Hill Business Centre
Swindon, Wiltshire, SN 5 6PA
Telephone : (01793) 898200
Fax : (01793) 898207

© Copyright 1998

Project : WELLINGTON GRANGE

Drawing Title : PLANNING LAYOUT
PLOT No's 26-44 incl.

Drawn By :	Checked By :

Scale :	Date :	Revision :
1:500	MAY 2000	

Drawing Number : 141 / 101 (26-44)

McLean Homes South West Limited
Builders and Estate Developers
Omicron, Windmill Hill Business Centre
Swindon, Wiltshire, SN5 6PA
Telephone: (01793) 874700 (10 lines)
Fax: (01793) 874772

Project
MARSH FARM LOWER EARLEY

Title		Drawn
PLANNING LAYOUT		**SK**
Scale	Date	Revision	No.
1:500	**APR 1997**	V	**144/01**

M

APPROVED

REFER TO EXTRACT 1 FOR EXTENT OF SITE BOUNDARY

EXTRACT 1

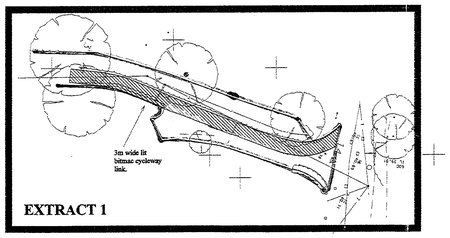

ROUNDABOUT IMPROVEMENT WORKS GHOST ISLAND AND ENTRANCE INTO DEVELOPMENT AREA TO BE CONSTRUCTED IN ACCORDANCE WITH APPROVED 278 AGREEMENT DRAWING REF: 5074 / 19

SCHEDULE OF HOUSE TYPES

KN	KENSINGTON	13
FN	FARNHAM	20
AX	ALEXANDRA	18
SN	SUNNINGDALE	28
MB	MARLBOROUGH	9
WT	WENTWORTH	18
AL	ALDERNEY	14
S	SOMERTON	30
TOTAL UNITS		**150**

AREA OF PUBLIC OPEN SPACE

KEY TO FENCE TYPES

- DENOTES 1.725M HIGH BRICK SCREEN WAL
- DENOTES 1.8M HIGH CLOSEBOARDED FENC
- DENOTES 900mm HIGH POST AND WIRE FENCI
- DENOTES 900mm HIGH POST AND RAIL FENCE

KEY

- V INDICATES AREA FOR VISITORS PARKING
- b.c INDICATES BIN COLLECTION POINT

Existing greenway link to be treated in accordance with specification to be agreed with highway department

Dotted line refers to extent of Mclean Homes Boundary

Hatched area indicates existing hedge to be transferred to the Local Authority as part of the maintenance of the existing area of open space to the North.

2m wide footpath link from development leading to existing 'FLAP' Footpath 40 have kissing gate.

PLAY AREA

ROAD 3

SPEED CONTROL CHICANE

1800mm High Closeboarded Fence Along Eastern Boundary.

2M LANDSCAPE BUFFER ZONE.

1800mm High Closeboarded Fence Along Eastern Boundary.

REVISIONS		
A	'LEAP ADDED TO SOUTH-EAST BOUNDARY. HEDGE ADDED TO LAYOUT	DF 7.10.97
M	LAYOUT AMENDED TO COMPLY WITH WORKINGHAM D.C COMMENTS	DF 21.10.97
N	PLOTS 17, 18, 19, 24, 30 & 31 REPOSITIONED. SPEED CONTROL CHICANES REPOSITIONED	DF 3.11.97
P	Hedgeline to north boundary shown as being transferred to Local Authority for maintenance following Enviro Team	DF 5.12.97
Q	Speed control chicane adjacent to Plot 97 increased in size. Speed control chicane adjacent to plot 107 increased in size	DF 9.12.97
R	Boundary amended to Somerton on the Northern boundary	DF 7.12.97
S	Plots 152-154 repositioned to accommodate 1 garage in the side of each dwelling	24.3.98 sk
T	Plots 105,111 amended from Alexandra to Kensington 3 house types	14.5.98 sk
U	Drive to plots 68 & 69 swapped over, footpath in front of plots 78 & 79 re-aligned.	22.1.99 DF
V	Plots 52 to 56 revised to be shown as built. Culs-de-sacs served have been surfaced and 2m wide footpaths.	30.5.00 CD

09 NOV 2000 1661

MARSH FARM LOWER EARLEY

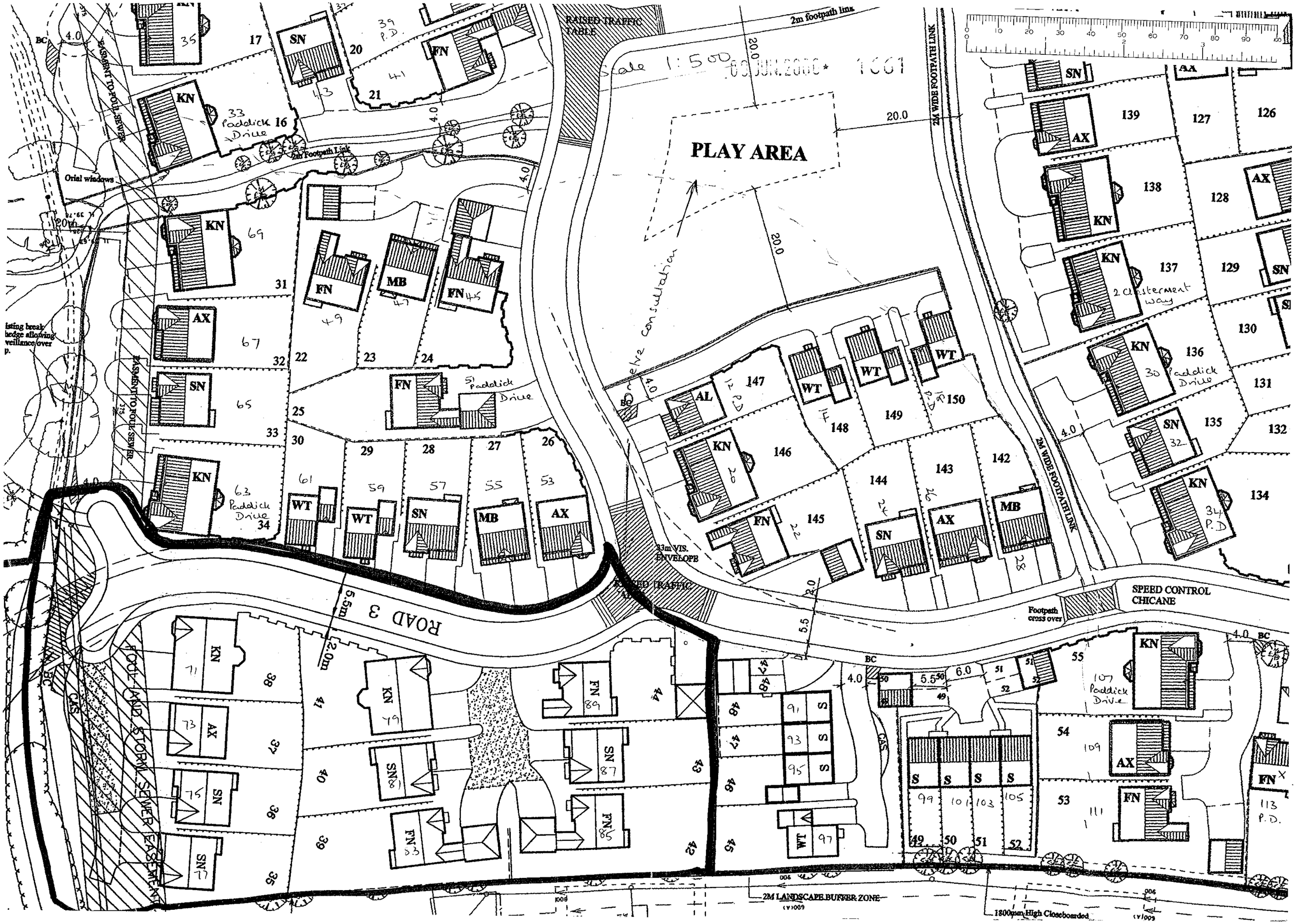

Scale 1:500
09 JUN 2006 1661
PLAY AREA
RAISED TRAFFIC TABLE
2m footpath link
2M WIDE FOOTPATH LINK
EASEMENT TO FOUL SEWER
Orial windows
2m Footpath Link
33 Paddick Drive
51 Paddick Drive
63 Paddick Drive
2 Chesterment way
30 Paddick Drive
34 P.D.
33m VIS. ENVELOPE
SPEED CONTROL CHICANE
Footpath cross over
ROAD 3
FOUL AND STORM SEWER EASEMENT
2M LANDSCAPE BUFFER ZONE
1800mm High Closeboarded