

proposed
front elevation



existing
front elevation

13 MAR 2002 6149

client WH Brakspear
project
Dukes Head PH
Denmark St
street-scene

1:100
5 - 12 - 2001

AGF.98.211.E

As Built

17 May 2001

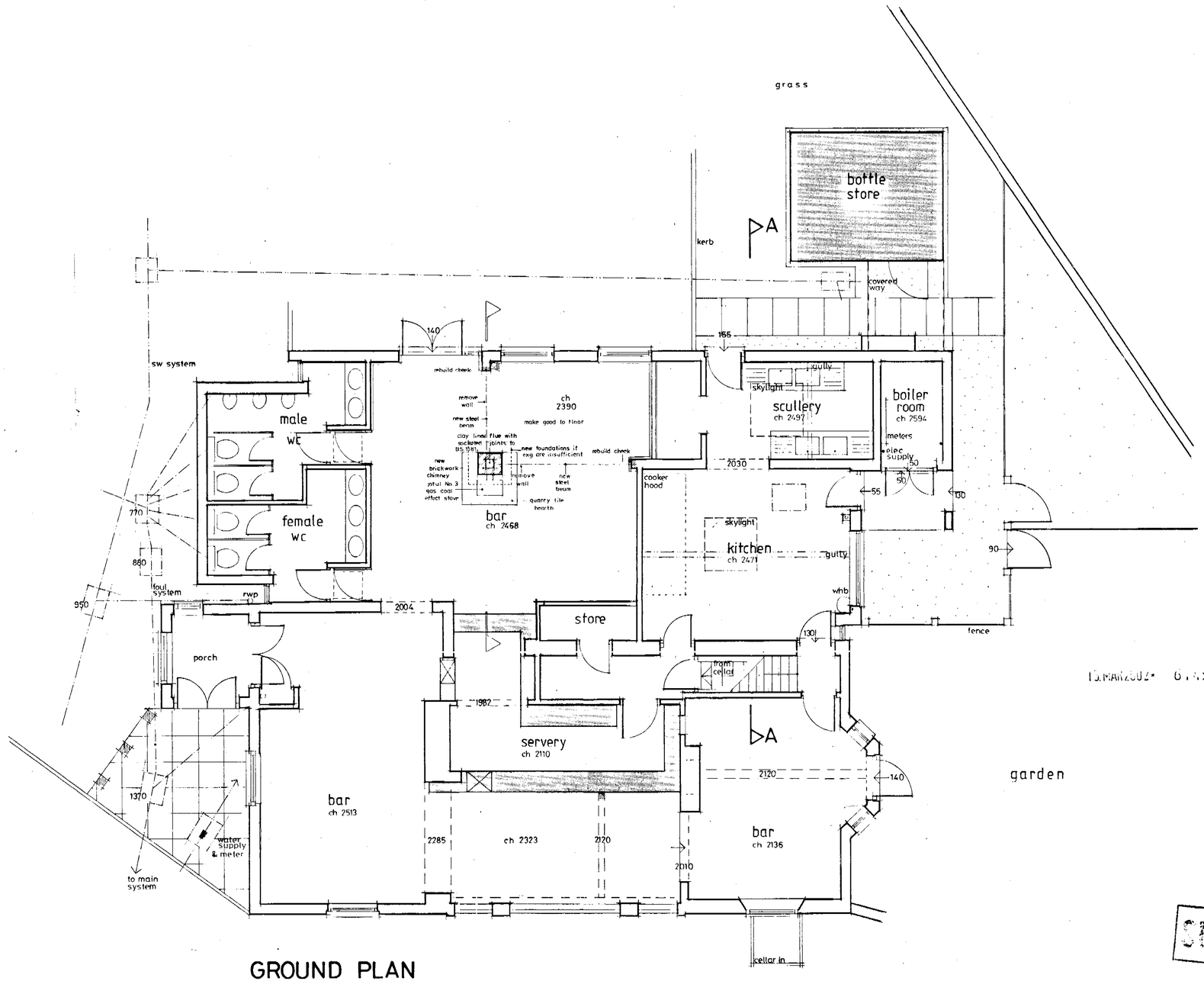

GROUND PLAN

NOTES.

All dimensions must be checked on site and not scaled from this drawing.

Steelwork

BEAM PROTECTION - To exposed faces: Two layer of 12mm gyproc fireline board with skim over to provide 1 hour fire protection.

Generally

make good to skirtings architraves etc to match existing

Decorate to match existing where disturbed

2 coat lightweight plasterwork generally

Fix dado rail 1500mm from finished floor level, around flue stack. Brickwork below to be fair faced above to be plastered

Stove

Class 2, Gas burning appliances with a rated input of up to 60kW

Jotul No.3 Stove with short legs with cast iron. Connect with back connection stove pipe to flue liner to be installed by CORGI Registered fitter to Manufacturers recommendations

Flue Stack

550 x 550mm block of masonry with socketed clay flue liner inside.

Stack externally and where brickwork exposed internally to be fair faced Micklemersh multi red brickwork to flue.

Brick flue up through roof, trim roof, lead flashed and roof made good.

Corbel out of stack to match existing

Flues Outlet

Clay chimney pots shall be clay pots obtained from an approved manufacture and shall be of a type suitable for the flue and to match existing

Flaunch to stack and, placed so that an air current may freely pass over it at all times, placed so that no part of the outlet is within 600 mm of any opening into the building

F	11.5.99	ADD EXTRA NOTES.
A		
	Date	Revisions

© copyright

Flues & Lining

socketed clay flue liner with min dia 175mm to BS 1181 No bend must not bend by more than 45° max 30° recommended Flue lining to be jointed and pointed with cement mortar and built into the chimney with sockets or rebates uppermost the space between the linings and the masonry to be filled with weak mortar or insulating concrete

Hearth

Free standing concrete hearth 1240mm² as shown on plan, min 125mm thick With Platts Autumn blend quarry tiles over NB Building Regs requirement is min 840mm²

Client

WH Brakspear

Job Title

The Dukes Head Wokingham

Scale **1:50**

Date **8·3·99** Drawn by

Drg No. **AGF·99·211·1** Rev **1**

ANDREW FRENCH

AS BUILT

1 Market Place Mews, Henley-on-Thames, OXON.
tel 01491 411308 (fax 01491 410129)

A PRODUCT OF THE LINO RANGE - ARCHITECT CAT No. 7111

594 x 841mm A1

BRAKSPEAR'S
THE DUKE'S HEAD

The
DUKE'S
HEAD
BRAKSPEAR'S



REAR
south east



FRONT
north west

NOTES:

All dimensions must be checked on site and not scaled from this drawing.

	Date	Revisions
A		

15 MAR 2002 6:49

Client
WH Brakspear

Job Title
Dukes Head
PH
Wokingham

Drawing Title
Existing
Elevations

Scale 1:50

Date 8 · V · 92 Drawn by

A1

Drg. No. AGF·92·52·2 Rev

SUPERSEDED

ANDREW FRENCH
SURVEY
1 Market Place Mews, Henley, OXON
RG9 1AH. tel 0491-411308

READING REPRO PDS 881746

NOTES

All dimensions must be checked on site and not scaled from this drawing.

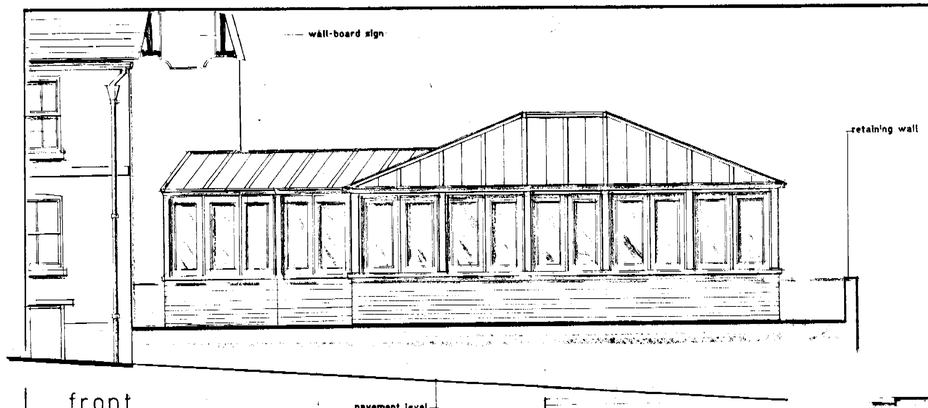

front
north west

NB front wall and planter omitted

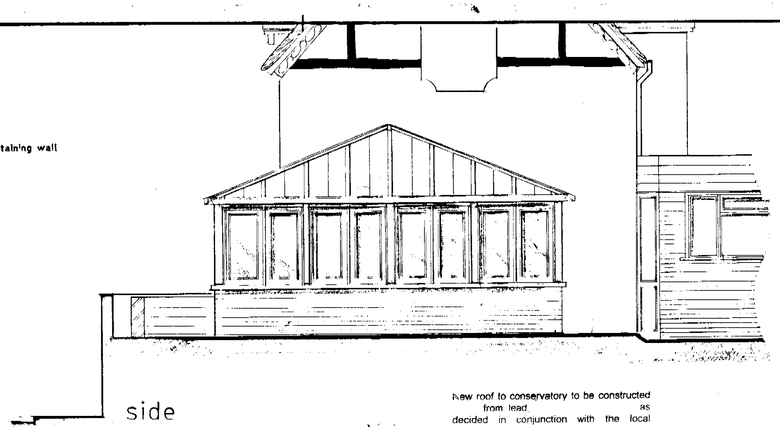

side
south west

New roof to conservatory to be constructed from lead as decided in conjunction with the local authority's conservation officer

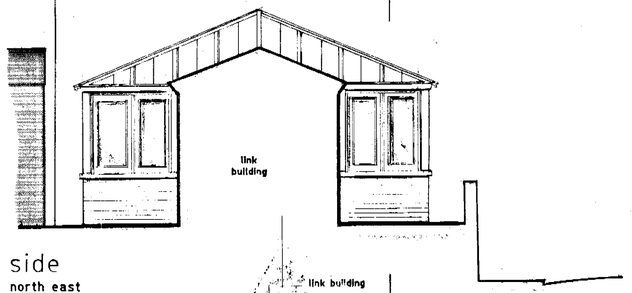

side
north east

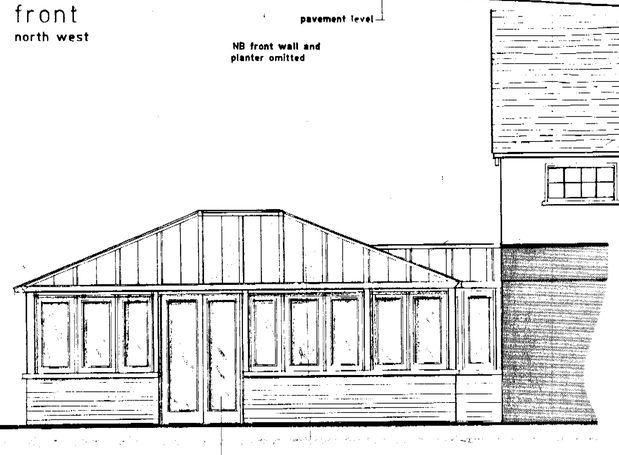

rear
south east

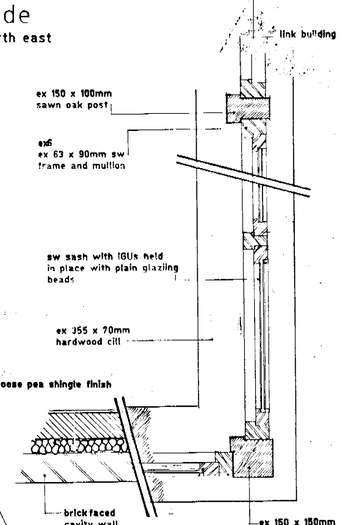

joinery detail
garden room
1:10

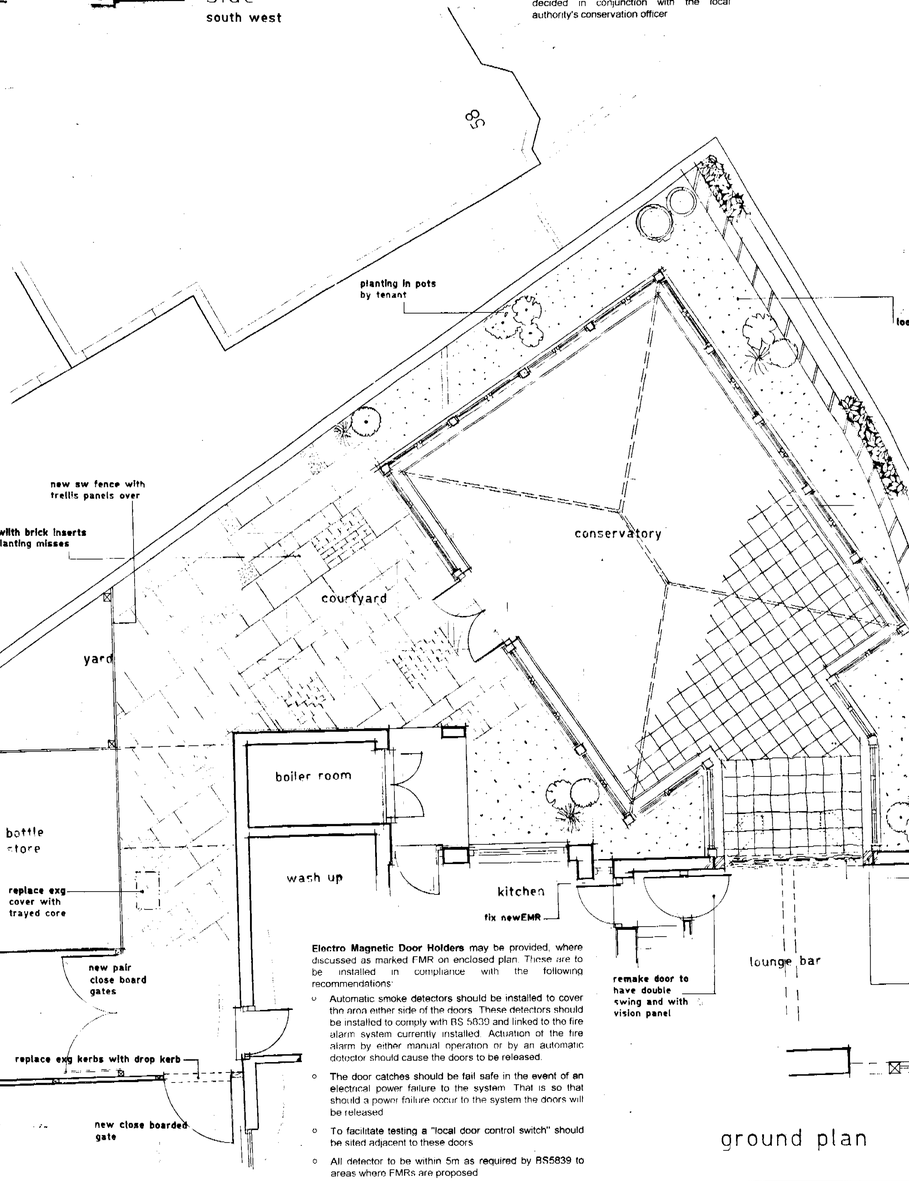

ground plan

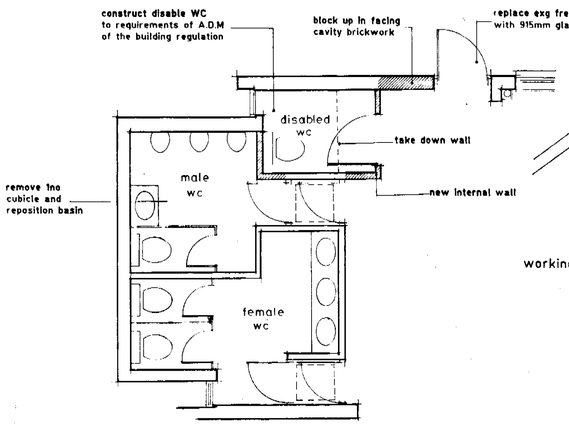

reorganise WC's

Electro Magnetic Door Holders may be provided, where discussed as marked FMR on enclosed plan. These are to be installed in compliance with the following recommendations:

- Automatic smoke detectors should be installed to cover the area either side of the doors. These detectors should be installed to comply with BS 5839 and linked to the fire alarm system currently installed. Actuation of the fire alarm by either manual operation or by an automatic detector should cause the doors to be released.
- The door catches should be fail safe in the event of an electrical power failure to the system. That is so that should a power failure occur to the system the doors will be released.
- To facilitate testing a "local door control switch" should be sited adjacent to these doors.
- All detector to be within 5m as required by BS5839 to areas where FMRs are proposed.

1	15/12/01	UNSIGNED W.C.
2	7 1 2002	add 1:10 joinery detail
A		
	Date	Revisions

© copyright

15 MAR 2002 6:49

W. H. Brakspear & Sons, P.L.C.

Job Title
The Dukes Head
Wokingham

Drawing Title
Proposed Conservatory

Scale 1:50

Date 5/11/01 | Drawn by

Drg. No. AGF.99.211.9 | Rev 2

ANTWORKEN 98158

594 x 841mm A1



SIDE ELEVATION
south west

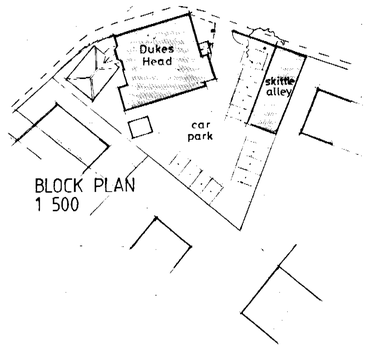

BLOCK PLAN
1 500

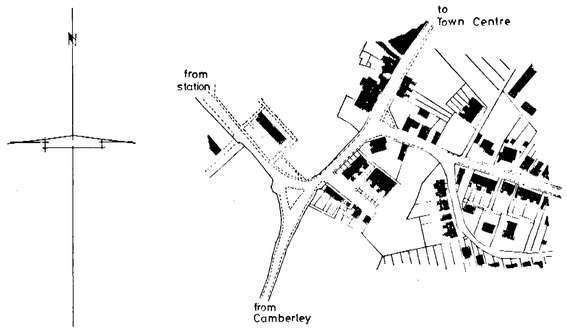

SITE PLAN
1 2500

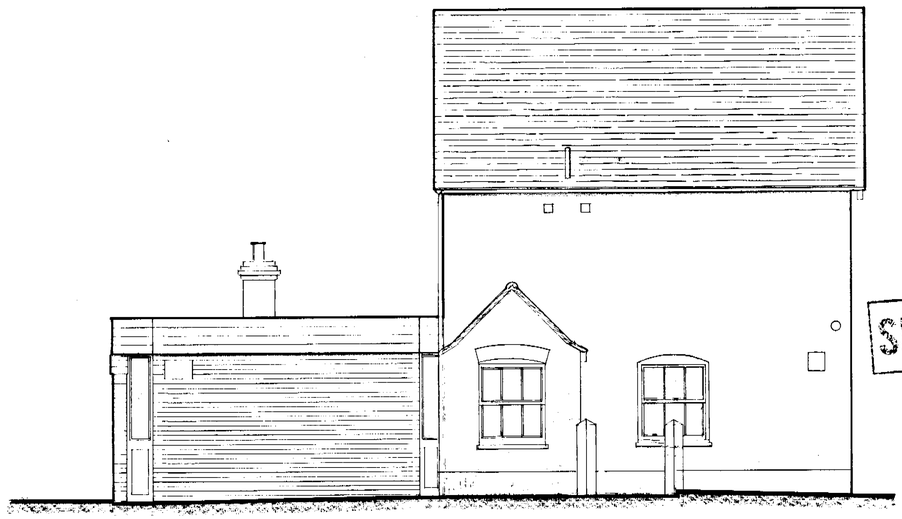

SIDE ELEVATION
north east

ANDREW FRENCH
SURVEY

NOTES:
All dimensions must be checked on site and not scaled from this drawing

A		
	Date	Revisions

© copyright

15 MAR 2002 6149

Client
WH Brakspear

Job Title
Dukes Head
PH
Wokingham

SUPER

Drawing Title
Existing Elevations & Site Plans

Scale 1:50

Date 8·V·92 Drawn by

Drg. No. AGF·92·52·4 Rev.

594 x 841mm A1

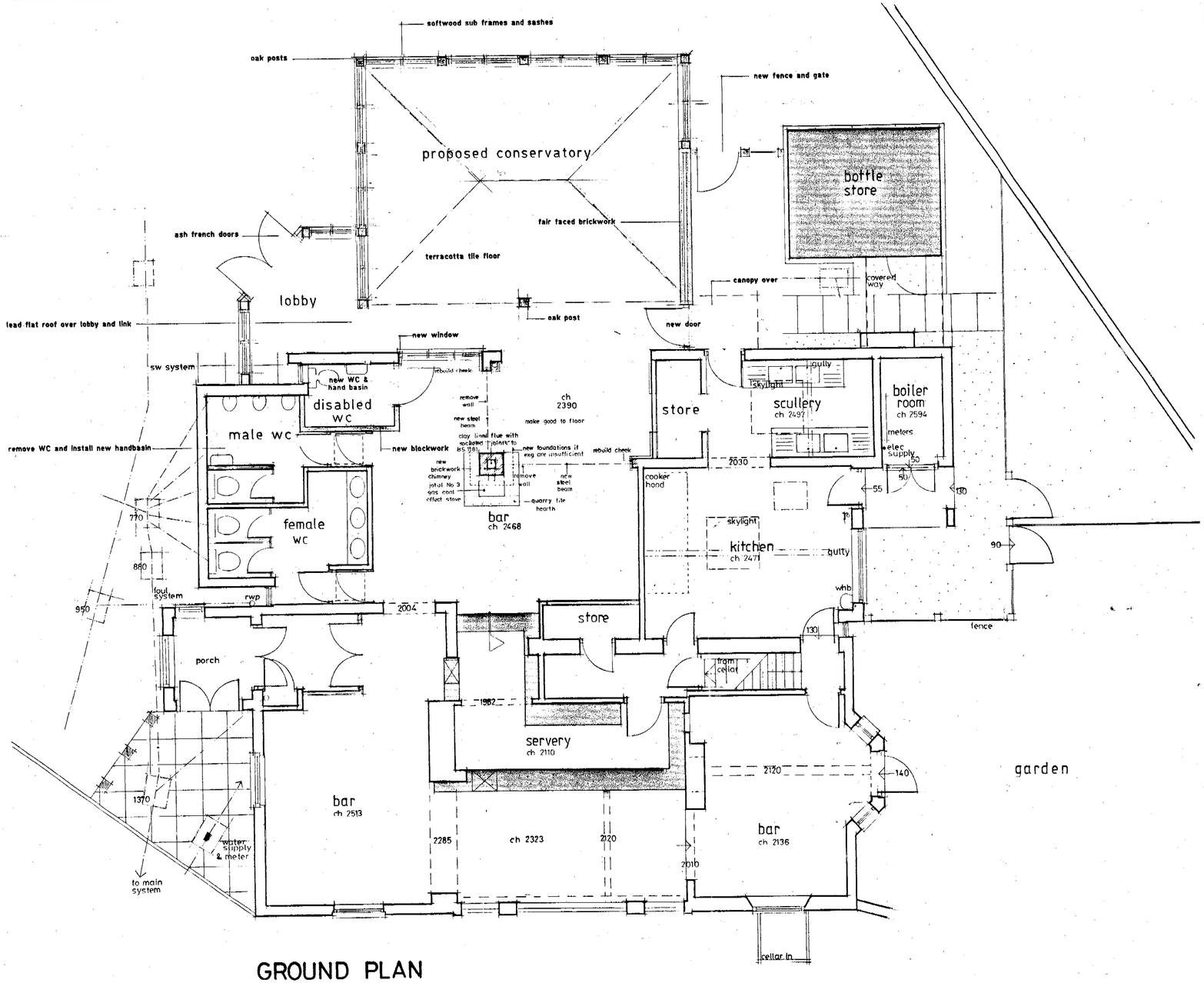

GROUND PLAN

REVISED PLAN

6140
6202

Client
WH Brakspear

Job Title
The Dukes Head
Wokingham

Drawing Title
Proposed
Ground Plan

Scale 1:50

Date 8·3·99 Drawn by

02.2. Rev 1

594 x 841mm A1

A PRODUCT OF THE UNO RANGE ARCHITECT CAT No 7311

CD 7/10/03

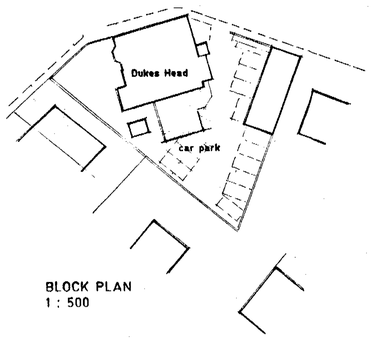

BLOCK PLAN
1 : 500



REAR ELEVATION
south east

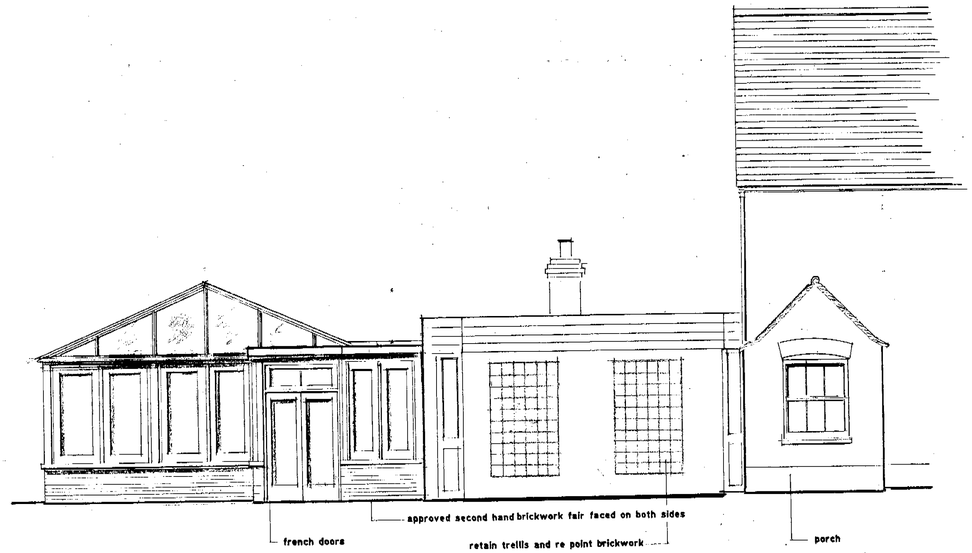

SIDE ELEVATION
north east

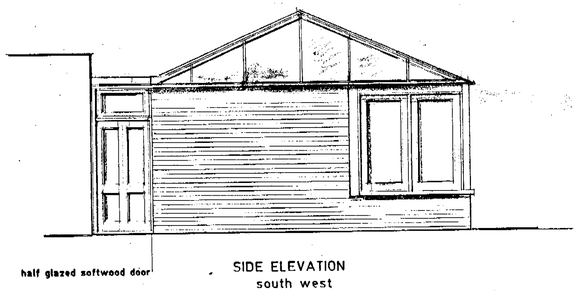

SIDE ELEVATION
south west

NOTES:
All dimensions must be checked on site and not scaled from this drawing

A	Date	Revisions

© copyright

REVISED PLAN
6149
6202

W. H. Brakspear & Sons, P.L.C.

Job Title
DUKES HEAD
WOKINGHAM

APPROVED

Drawing Title
ELEVATIONS OF PROPOSED CONSERVATORY

Scale 1 : 50

Date 17 02 '03 | Drawn by APV

Drg. No. 02·1 | Rev

594 x 841mm A1

ANTWORKER 980158

10 07/10/03