NOTES:

All dimensions must be checked on site and not scaled from this drawing.

BRICKS:- Facing bricks to match existing house if possible, inner walls 100 mm. block with internal cavity, butterfly ties insarted, at regular intervals. Expansion joints to be inserted as required.

INSULATION:- Cavity to be filled with Celotex double R.F.F. insulation or similar approved.

INNER WALLS:- Construct walls in 75 mm. or 100 mm. Thamalite blockwork, plastered both sides, two coats, 9.5 mm. thick to receive satisfactory decorations. U.value 0.45 w/m²°c. July 1995 requirements.

FLOOR:- Selected floor finish and screed, totalling approx 50 mm on vapour barrier on similar U.P.M. on 100 mm concrete slab on a minimum of 150 mm selected hardcore.

ELEVATION OF EXTENSION FACING NORTH WEST

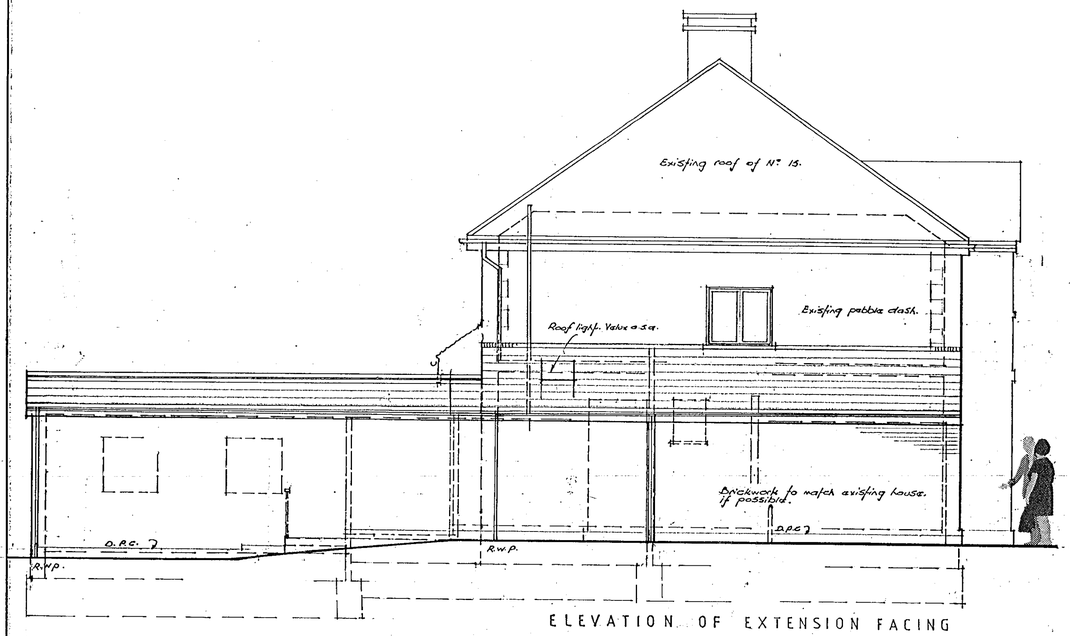

ELEVATION OF HOUSE AND GARAGE FACING SOUTH WEST

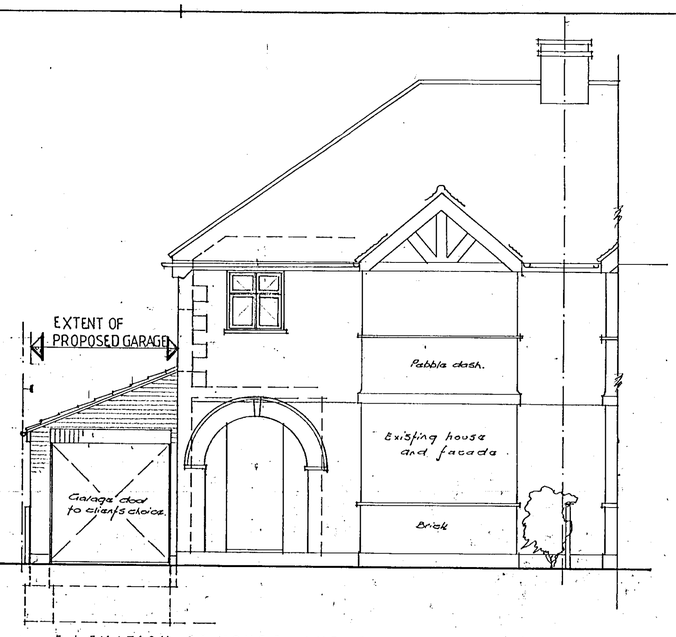

ELEVATION OF HOUSE FACING NORTH EAST

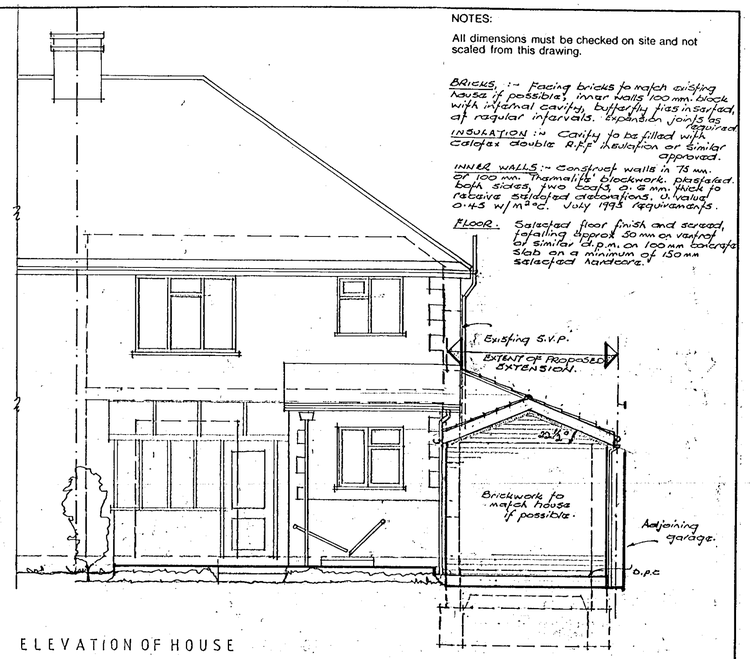

RAFTERS. Construct roof rafters in 100 x 50 timber over stairs, 200 x 50 timber over garage spaced at 400 centres, timber protection to B.S. 5268 Pt. 3 1988.

Joists.

ROOF INSULATION. 150 mm. Fibre glass insulation laid down between joists and ceiling of 9 mm foil backed plasterboard and skimcoat plaster to receive selected decorations.

ROOF SPACE. To have permanent cross ventilation equivalent to 0.3% of roof area and this is to be achieved by ventilation gap of 25 mm. not less than 10 mm behind all fascias and comfer battens as described above.

ELEVATION IN DIRECTION OF X:X FACING SOUTH EAST.

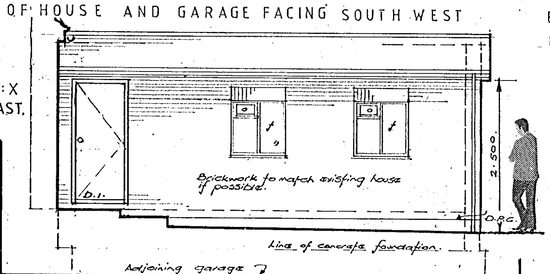

D.P.C. AND FLASHINGS:- D.P.C. to be lead covered felt and flashings in No. 4 Lead. Type E. B.S. 743 and B.S. 6398.

ROOFINGS:- Ludlow plus tiles, on 50 x 25 mm. S.w. battens, on roofing felt underlay. Colour type to clients choice to match house where possible. With 100 mm lap, all to B.S. 5534. Pt1.

LINTELS:- Over doors and windows. CATNIC type no: C.N. 13. Pt1. Over garage door, CATNIC type no: C.N. 81. (based on manufacturers tables.)

FOUNDATIONS:- 450 x 600 mm. Concrete foundations NOTE. If ground below 1.5 found to be on Shrinkable clay foundations to be no less than 1.8m deep.

RAINWATER GOODS. Black u.p.v.c. r.w. goods, 75 ϕ down pipes and 110 u.p.v.c. rainwater gutters to drain to existing ground drainage.

FOUL DRAINAGE:- All new drainage work to be carried out in HEPSLEVE pipes. o.s.g. bedded in pea shingle or concrete to be connected to existing M.H.

	C.N. 81.	C.N. 13.
LINTEL TYPE. CATNIC STRUCTURAL LINTELS.	100, 213, 153	47, 100, 178, 242

A		
	Date	Revisions

© copyright

DOORS:- External quality panelled doors 1-981 x 838 x 44 mm. (D.1) (D.3) 1-981 x 762 x 44 mm. (D.2) Internal quality flush doors 1½ hr. FR (D.4) (D.4)

TOILET AREA:- Provide ensuite toilet and wash basin in white glazed vitreous enamel and all required fittings.

PLUMBING:- All plumbing of pipes to be 15 ϕ half hard copper o.s.a. pipework, and stop valve cut off position.

ELECTRICAL WORK. To clients individual requirements, but must be installed in strict accordance with I.E.E. regulations.

SETTING OUT:- Great care must taken in setting out and locating connections into existing M.H. in grass area and connections to discharge over existing benching of existing M.H.

ADJOINING HOUSE AND GARAGE

PLAN OF PROPOSED EXTENSION.

0 0.5 1 1.5 2 2.5 3 3.5 4

SCALE 1:50

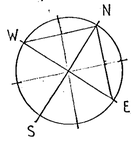

Client DAVID AND ROSALIND DE SILVA. 15, MILTON ROAD, EARLEY READING RG6.1.EL.

Job Title

PROPOSED GARAGE, AND EXTENSION.

APPROVED

Drawing Title

PLANS, ELEVATIONS

Scale 1:50

Date 7-11-00 Drawn by

Drg.No. 20/T/2 Rev.

A PRODUCT OF THE UNO RANGE - ARCHITECT CAT No 7311

594 x 841mm A1